

FLOOR PLAN AT EL. 20.0

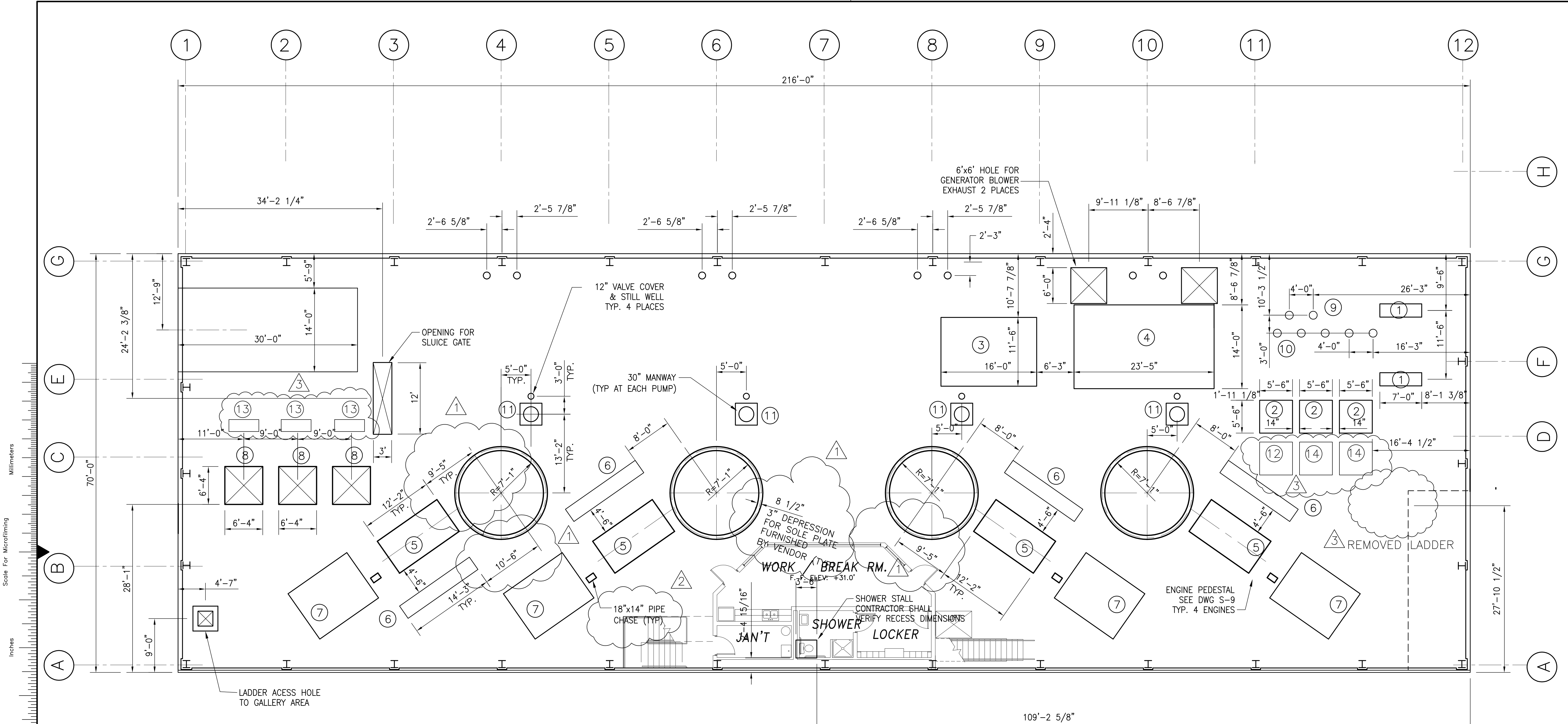


Scale For Microfilming  
Inches  
Millimeters

COPYRIGHT ©2001 BY BURNS & MCDONNELL ENGINEERING COMPANY, INC.

<b>BURNS &amp; MCDONNELL</b> ENGINEERS, ARCHITECTS & CONSULTANTS METairie, LOUISIANA 70006 License No. EB00008095	
DRAWN: JSB CHKD: JEM DESIGN: DER R/G: R/G DATE: 5/10/2001	NO. DWG: CHKO DATE:
<b>BURNS &amp; MCDONNELL</b> SINCE 1888 9400 WARD PARKWAY KANSAS CITY, MO. 64114 Certificate: ER0000253 Bldg. 24930	
EVERGLADES CONSTRUCTION PROJECT STORMWATER TREATMENT AREA NO. 3/4 PUMP STATIONS G-370 & G-372 PUMP STATION G-372 PLAN @ EL. 20.0	
SOUTH FLORIDA WATER MANAGEMENT DISTRICT EVERGLADES CONSTRUCTION PROJECT 3301 GUN CLUB ROAD WEST PALM BEACH, FLORIDA 33406	
Rodney J. Gannuch, P.E. FLA. C.E. REG. NO. 53545	
CONTRACT NO. C-E304 DWG. NO. S-203	

"RECORD DRAWINGS"



### SLAB PLAN @ EL. 31.0



NOTES: SEE DWG. SS-4 FOR COLUMN BASE PLATES AND ANCHOR BOLTS  
 SEE MECHANICAL PLANS FOR LOCATION OF PIPE PENETRATIONS

### KEYNOTES

- 1 VACUUM PUMP PEDESTAL
- 2 DEEP BED FILTERS
- 3 COMPRESSOR SKID
- 4 DIESEL GENERATOR PEDESTAL
- 5 DIESEL ENGINE PEDESTAL (4 REQ'D.) SEE DWG. S-9
- 6 ENGINE CONTROL PANEL PEDESTAL SEE DWG. S-4
- 7 AUXILIARY SKID (VENDOR SUPPLIED)
- 8 OPENING FOR SEEPAGE PUMPS (3 REQ'D.)
- 9 16" DIAM. OPENING FOR FRESH WATER PUMPS
- 10 16" DIAM. OPENING FOR COOLING WATER PUMPS
- 11 30" MANWAY SEE DWG. S-13
- 12 BRINE TANK
- 13 VFD CABINETS
- 14 WATER SOFTENERS

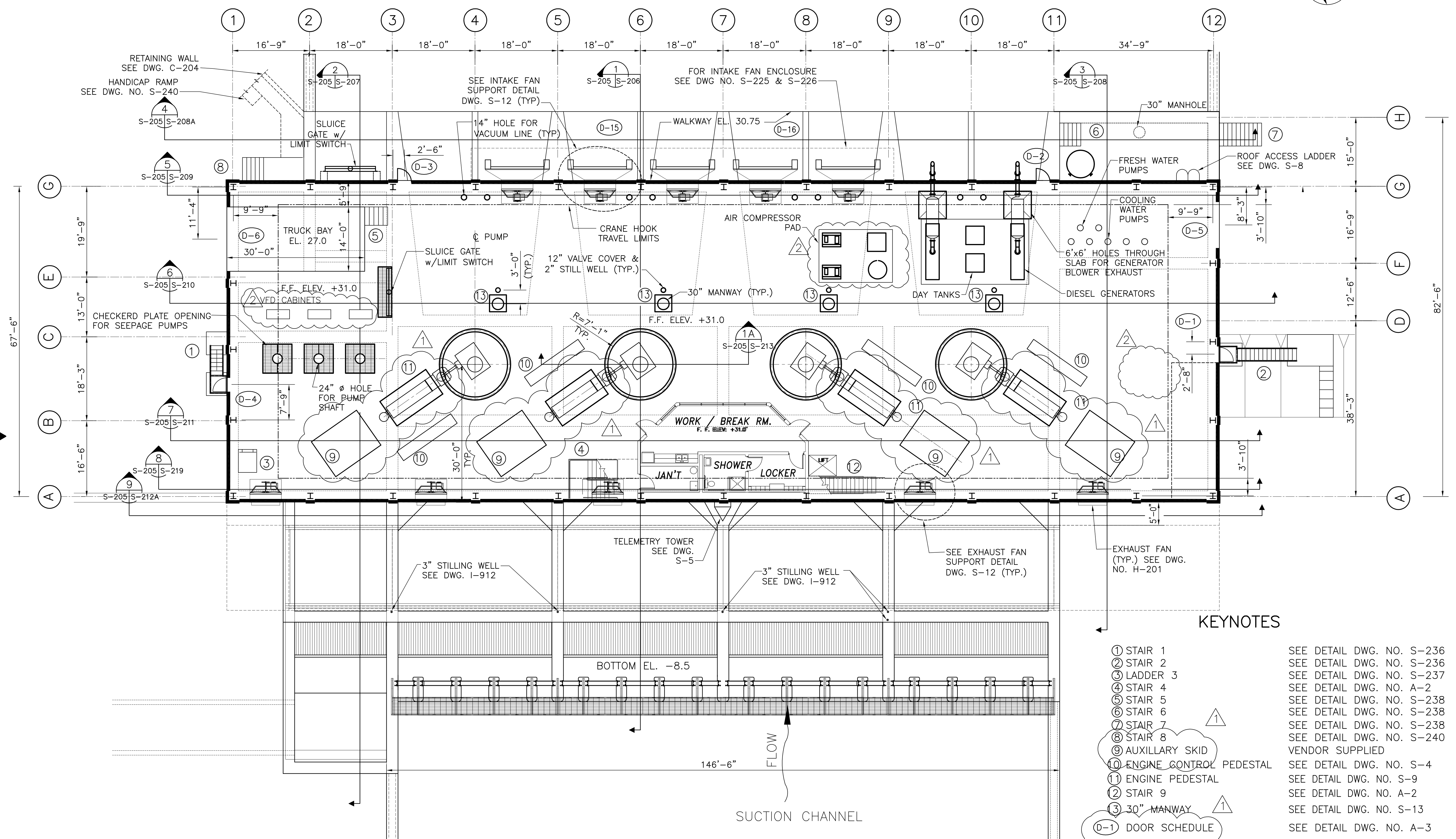
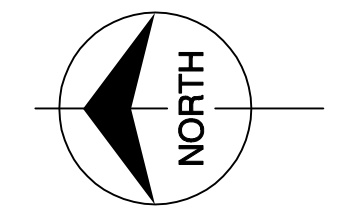
Rodney J. Gannuch, P.E.  
 FLA. C.E. REG. NO. 53545

<b>Burns &amp; McDonnell</b> <small>ARCHITECTS &amp; CONSULTANTS</small> 9400 WARD PARKWAY KANSAS CITY, MO. 64114 (504) 454-3866 License No. EB00008095	DRAWN: JSB CHKD: EJM DESIGN: DER CHKD: RUG DATE: 5/10/2001	NO. DWN: CHKO DATE:	REVISIONS
	REVISIONS NO. DATE	REVISIONS NO. DATE	REVISIONS NO. DATE
	REVISIONS NO. DATE	REVISIONS NO. DATE	REVISIONS NO. DATE
	REVISIONS NO. DATE	REVISIONS NO. DATE	REVISIONS NO. DATE
<b>EVERGLADES CONSTRUCTION PROJECT</b> <b>STORMWATER TREATMENT AREA NO. 3/4</b> <b>PUMP STATIONS G-370 &amp; G-372</b> <b>PUMP STATION G-372</b> <b>SLAB PLAN @ EL. 31.0</b>	<b>SOUTH FLORIDA WATER MANAGEMENT DISTRICT</b> EVERGLADES CONSTRUCTION PROJECT 3301 GUN CLUB ROAD WEST PALM BEACH, FLORIDA 33406	CONTRACT NO. C-E304 DWG. NO. S-204	SOUTH FLORIDA WATER MANAGEMENT DISTRICT

"RECORD DRAWINGS"

COPYRIGHT ©2001 BY BURNS & McDONNELL ENGINEERING COMPANY, INC.

213'-6"  
SUBSTRUCTURE WALL LINES SHOWN - FOR SUPERSTRUCTURE STEEL COLUMN LINE SEE DWG. SS-101



KEYNOTES

- ① STAIR 1 SEE DETAIL DWG. NO. S-236
- ② STAIR 2 SEE DETAIL DWG. NO. S-236
- ③ LADDER 3 SEE DETAIL DWG. NO. S-237
- ④ STAIR 4 SEE DETAIL DWG. NO. A-2
- ⑤ STAIR 5 SEE DETAIL DWG. NO. S-238
- ⑥ STAIR 6 SEE DETAIL DWG. NO. S-238
- ⑦ STAIR 7 SEE DETAIL DWG. NO. S-238
- ⑧ STAIR 8 SEE DETAIL DWG. NO. S-240
- ⑨ AUXILLARY SKID VENDOR SUPPLIED
- ⑩ ENGINE CONTROL PEDESTAL SEE DETAIL DWG. NO. S-4
- ⑪ ENGINE PEDESTAL SEE DETAIL DWG. NO. S-9
- ⑫ STAIR 9 SEE DETAIL DWG. NO. A-2
- ⑬ 30" MANWAY SEE DETAIL DWG. NO. S-13
- (D-1) DOOR SCHEDULE SEE DETAIL DWG. NO. A-3

OPERATING DECK  
SLAB PLAN @ EL. 31.0

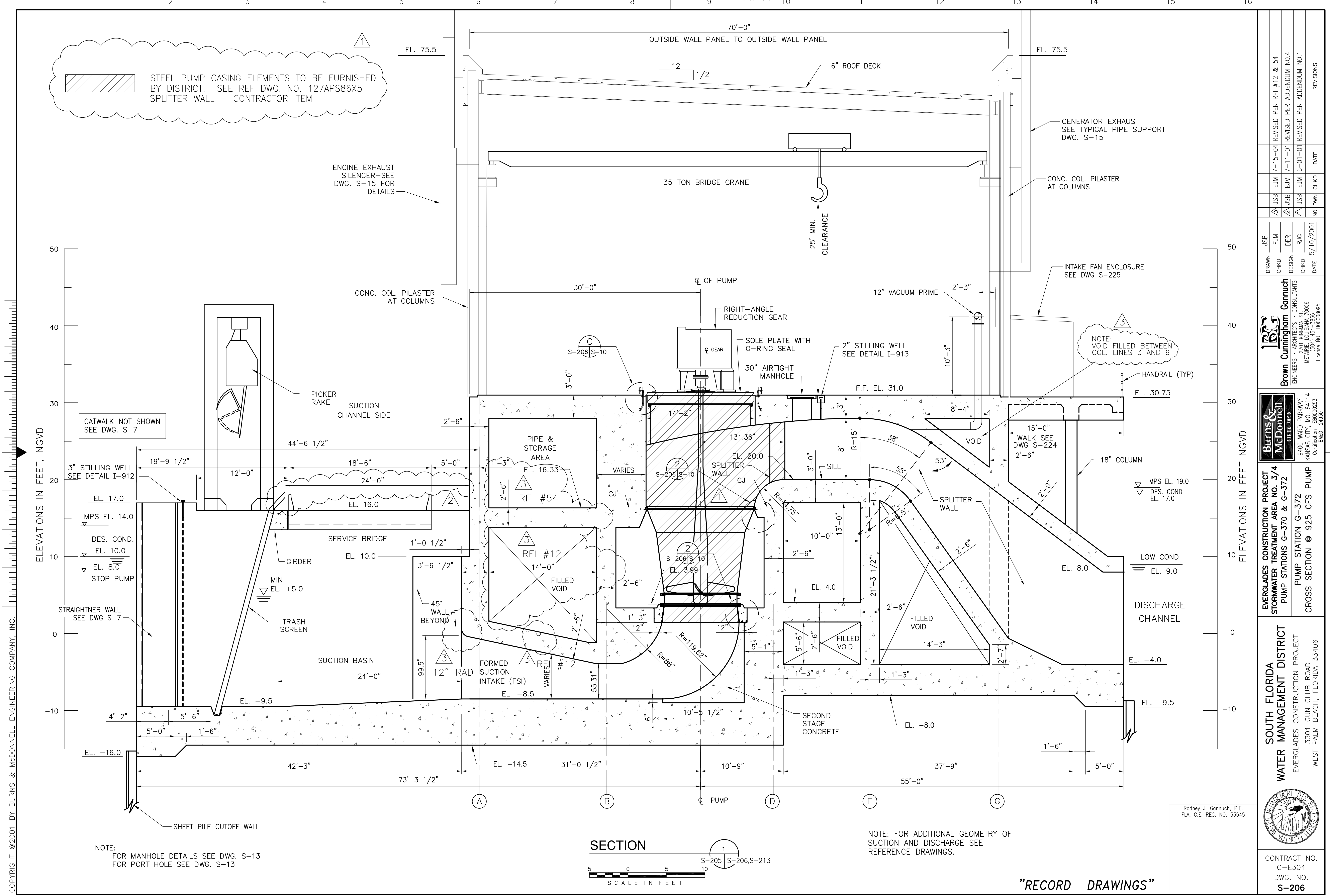


<p><b>Brown Cunningham Gannuch</b> ENGINEERS, ARCHITECTS &amp; CONSULTANTS METairie, LOUISIANA 70006 License No. EB00008095</p>		<p>REVISIONS</p> <table border="1"> <tr><th>NO.</th><th>DATE</th><th>CHKD</th><th>DATE</th></tr> <tr><td>1</td><td>5/10/2001</td><td>NO. DWN</td><td>CHKO</td></tr> </table>	NO.	DATE	CHKD	DATE	1	5/10/2001	NO. DWN	CHKO
NO.	DATE	CHKD	DATE							
1	5/10/2001	NO. DWN	CHKO							
<p>EVERGLADES CONSTRUCTION PROJECT STORMWATER TREATMENT AREA NO. 3/4 PUMP STATIONS G-370 &amp; G-372 PUMP STATION G-372 SLAB PLAN @ EL. 31.0</p>	<p>SOUTH FLORIDA WATER MANAGEMENT DISTRICT EVERGLADES CONSTRUCTION PROJECT 3301 GUN CLUB ROAD WEST PALM BEACH, FLORIDA 33406</p>	<p>CONTRACT NO. C-E304 DWG. NO. S-205</p>								

"RECORD DRAWINGS"

Rodney J. Gannuch, P.E.  
FLA. C.E. REG. NO. 53545

COPYRIGHT ©2001 BY BURNS & MCDONNELL ENGINEERING COMPANY, INC.



STEEL PUMP CASING ELEMENTS TO BE FURNISHED BY DISTRICT. SEE REF DWG. NO. 127APS86X5  
SPLITTER WALL - CONTRACTOR ITEM

ENGINE EXHAUST SILENCER-SEE DWG. S-15 FOR DETAILS

GENERATOR EXHAUST SEE TYPICAL PIPE SUPPORT DWG. S-15

CONC. COL. PILASTER AT COLUMNS

INTAKE FAN ENCLOSURE SEE DWG S-225

NOTE: VOID FILLED BETWEEN COL. LINES 3 AND 9

CATWALK NOT SHOWN SEE DWG. S-7

3" STILLING WELL SEE DETAIL I-912

MPS EL. 14.0  
DES. COND. EL. 10.0  
EL. 8.0  
STOP PUMP

STRAIGHTNER WALL SEE DWG S-7

TRASH SCREEN

SUCTION BASIN

EL. -16.0

EL. -14.5

NOTE: FOR MANHOLE DETAILS SEE DWG. S-13  
FOR PORT HOLE SEE DWG. S-13



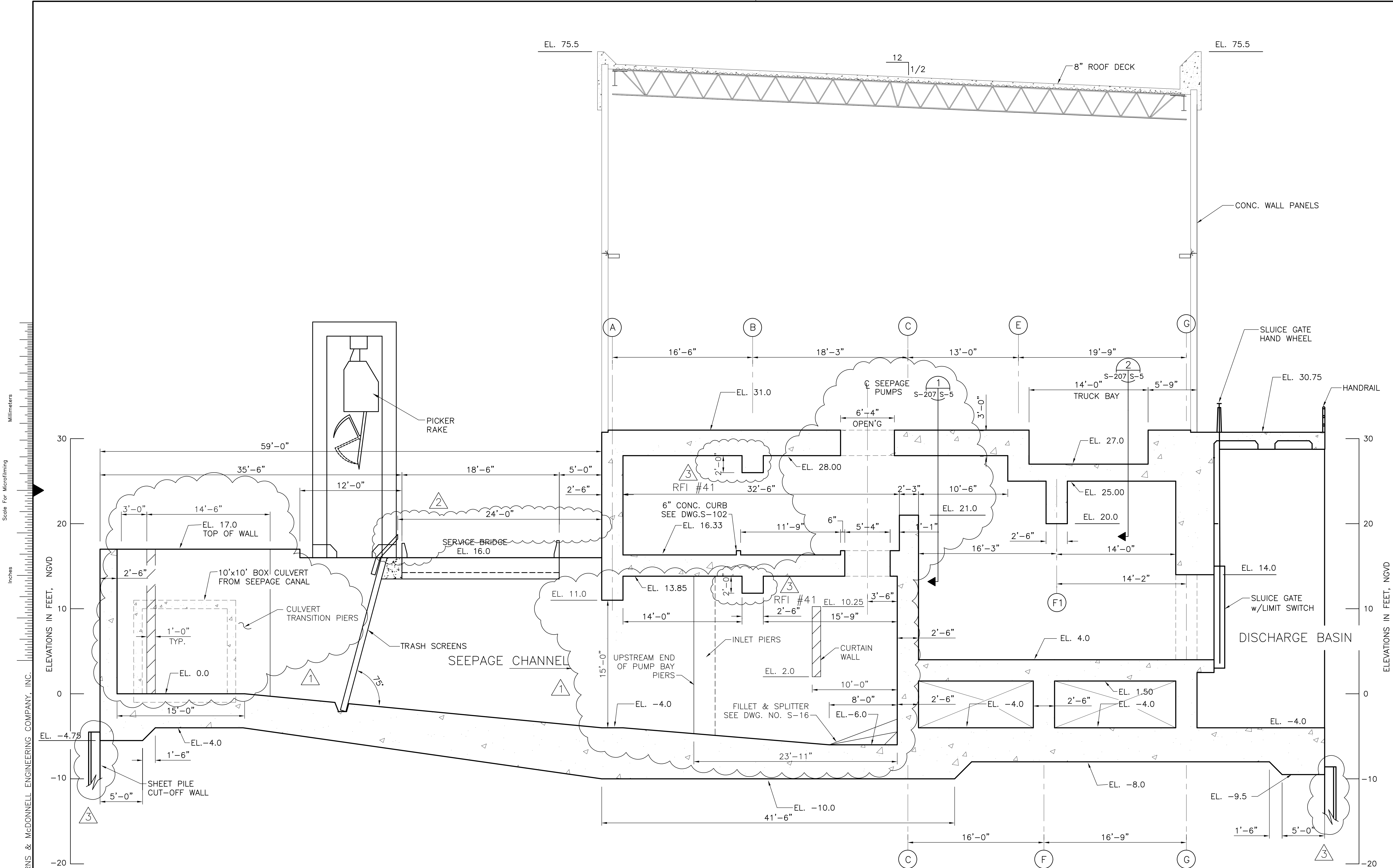
NOTE: FOR ADDITIONAL GEOMETRY OF SUCTION AND DISCHARGE SEE REFERENCE DRAWINGS.

"RECORD DRAWINGS"

DRAWN CHKD DESIGN CHKD DATE 5/10/2001	JOB EJM DER R/G	NO. DWN	CHKD	DATE	REVISIONS
		7-15-04	EJM		REVISED PER REF #12 & 54
<p><b>Brown Cunningham Gannuch</b> ENGINEERS - ARCHITECTS - CONSULTANTS METairie, LOUISIANA 70006 (504) 454-3866 License No. EB0008095</p>					
<p><b>Burns &amp; McDonnell</b> SINCE 1838 9400 WARD PARKWAY KANSAAS CITY, MO 64114 Central Branch License No. 24930</p>					
<p>EVERGLADES CONSTRUCTION PROJECT STORMWATER TREATMENT AREA NO. 3/4 PUMP STATION G-370 &amp; G-372 PUMP SECTION @ 925 CFS PUMP CROSS SECTION @ 925 CFS PUMP</p>					
<p>SOUTH FLORIDA WATER MANAGEMENT DISTRICT EVERGLADES CONSTRUCTION PROJECT 3301 GUN CLUB ROAD WEST PALM BEACH, FLORIDA 33406</p>					
<p>CONTRACT NO. C-E304 DWG. NO. S-206</p>					

Copyright ©2001 by Burns & McDonnell Engineering Company, Inc. Scale For Microfilming: Inches. Scale For Millimeters: Millimeters.

EL. 75.5 12 1/2 8" ROOF DECK EL. 75.5

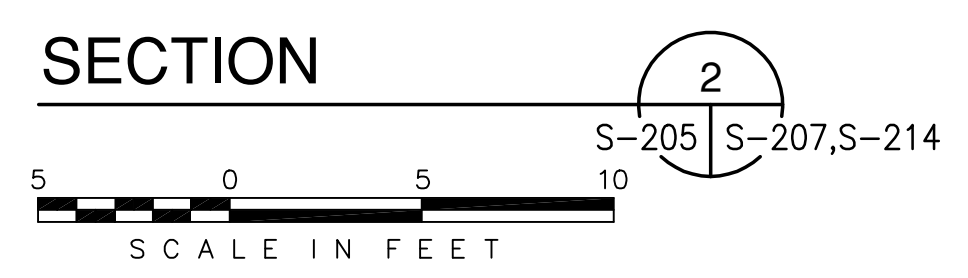


Scale For Microfilming  
Millimeters

Scale For Microfilming  
Inches

ELEVATIONS IN FEET, NGVD  
30  
20  
10  
0  
-10  
-20

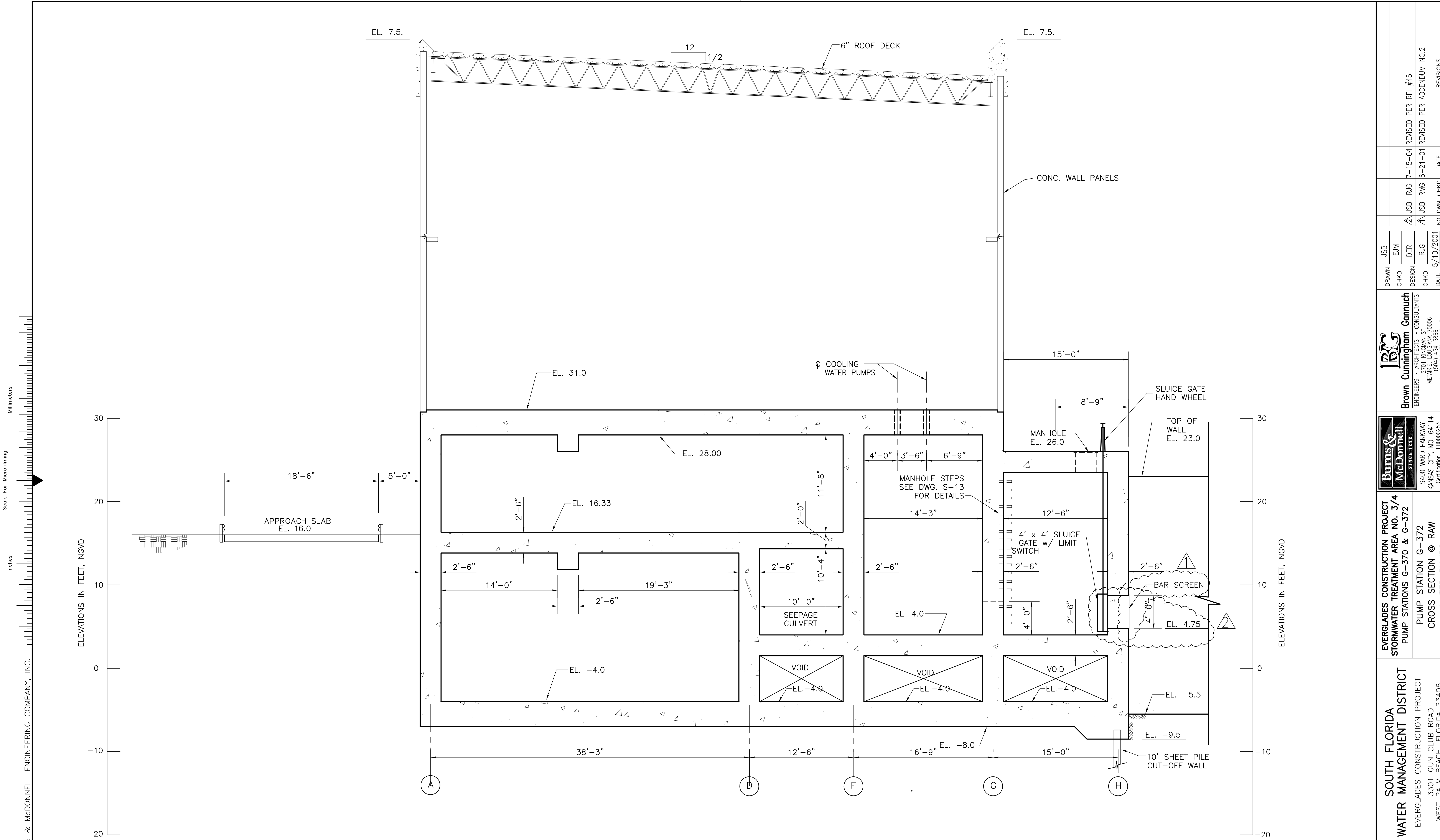
ELEVATIONS IN FEET, NGVD  
30  
20  
10  
0  
-10  
-20



Rodney J. Gannuch, P.E.  
FLA. C.E. REG. NO. 53545

<p><b>Brown Cunningham Gannuch</b> ARCHITECTS &amp; CONSULTANTS ENGINEERS 9400 WARD PARKWAY KANSAS CITY, MO. 64114 METAFARE LOUISIANA 70006 (504) 454-3866 License No. EB00008095</p>		<p>REVISIONS</p> <table border="1"> <tr> <th>NO.</th> <th>DATE</th> <th>CHKD</th> <th>DATE</th> </tr> <tr> <td>1</td> <td>5/10/2001</td> <td>NO. DWN</td> <td></td> </tr> <tr> <td>2</td> <td></td> <td>CHKD</td> <td></td> </tr> <tr> <td>3</td> <td></td> <td>DER</td> <td></td> </tr> <tr> <td>4</td> <td></td> <td>R/G</td> <td></td> </tr> <tr> <td>5</td> <td></td> <td>DESIGN</td> <td></td> </tr> <tr> <td>6</td> <td></td> <td>CHKD</td> <td></td> </tr> <tr> <td>7</td> <td></td> <td>DER</td> <td></td> </tr> <tr> <td>8</td> <td></td> <td>EJM</td> <td></td> </tr> <tr> <td>9</td> <td></td> <td>EJM</td> <td></td> </tr> <tr> <td>10</td> <td></td> <td>JSB</td> <td></td> </tr> <tr> <td>11</td> <td></td> <td>JSB</td> <td></td> </tr> <tr> <td>12</td> <td></td> <td>JSB</td> <td></td> </tr> <tr> <td>13</td> <td></td> <td>JSB</td> <td></td> </tr> <tr> <td>14</td> <td></td> <td>JSB</td> <td></td> </tr> <tr> <td>15</td> <td></td> <td>JSB</td> <td></td> </tr> <tr> <td>16</td> <td></td> <td>JSB</td> <td></td> </tr> </table>	NO.	DATE	CHKD	DATE	1	5/10/2001	NO. DWN		2		CHKD		3		DER		4		R/G		5		DESIGN		6		CHKD		7		DER		8		EJM		9		EJM		10		JSB		11		JSB		12		JSB		13		JSB		14		JSB		15		JSB		16		JSB	
NO.	DATE	CHKD	DATE																																																																			
1	5/10/2001	NO. DWN																																																																				
2		CHKD																																																																				
3		DER																																																																				
4		R/G																																																																				
5		DESIGN																																																																				
6		CHKD																																																																				
7		DER																																																																				
8		EJM																																																																				
9		EJM																																																																				
10		JSB																																																																				
11		JSB																																																																				
12		JSB																																																																				
13		JSB																																																																				
14		JSB																																																																				
15		JSB																																																																				
16		JSB																																																																				
<p><b>SOUTH FLORIDA WATER MANAGEMENT DISTRICT</b> EVERGLADES CONSTRUCTION PROJECT 3301 GUN CLUB ROAD WEST PALM BEACH, FLORIDA 33406</p>		<p>EVERGLADES CONSTRUCTION PROJECT STORMWATER TREATMENT AREA NO. 3/4 PUMP STATIONS G-370 &amp; G-372 PUMP STATION G-372 CROSS SECTION @ 75 CFS PUMPS</p>																																																																				
<p>CONTRACT NO. C-E304 DWG. NO. S-207</p>		<p>REVISIONS</p>																																																																				

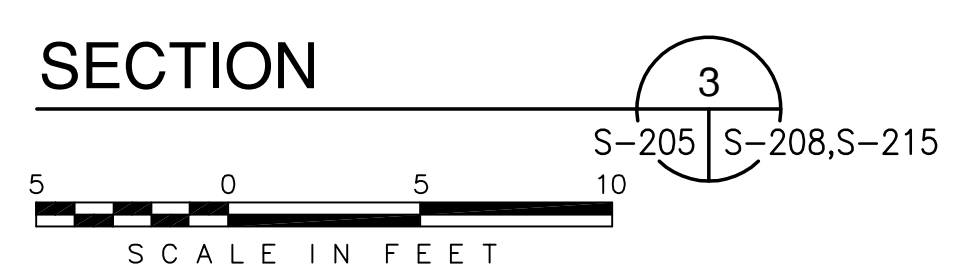
"RECORD DRAWINGS"



Scale For Microfilming  
 Millimeters  
 Inches

ELEVATIONS IN FEET, NGVD  
 30  
 20  
 10  
 0  
 -10  
 -20

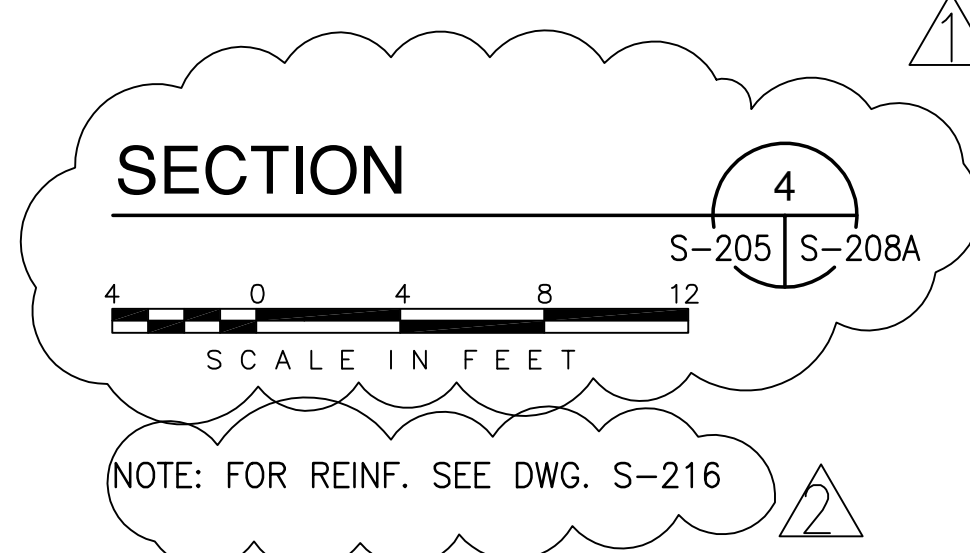
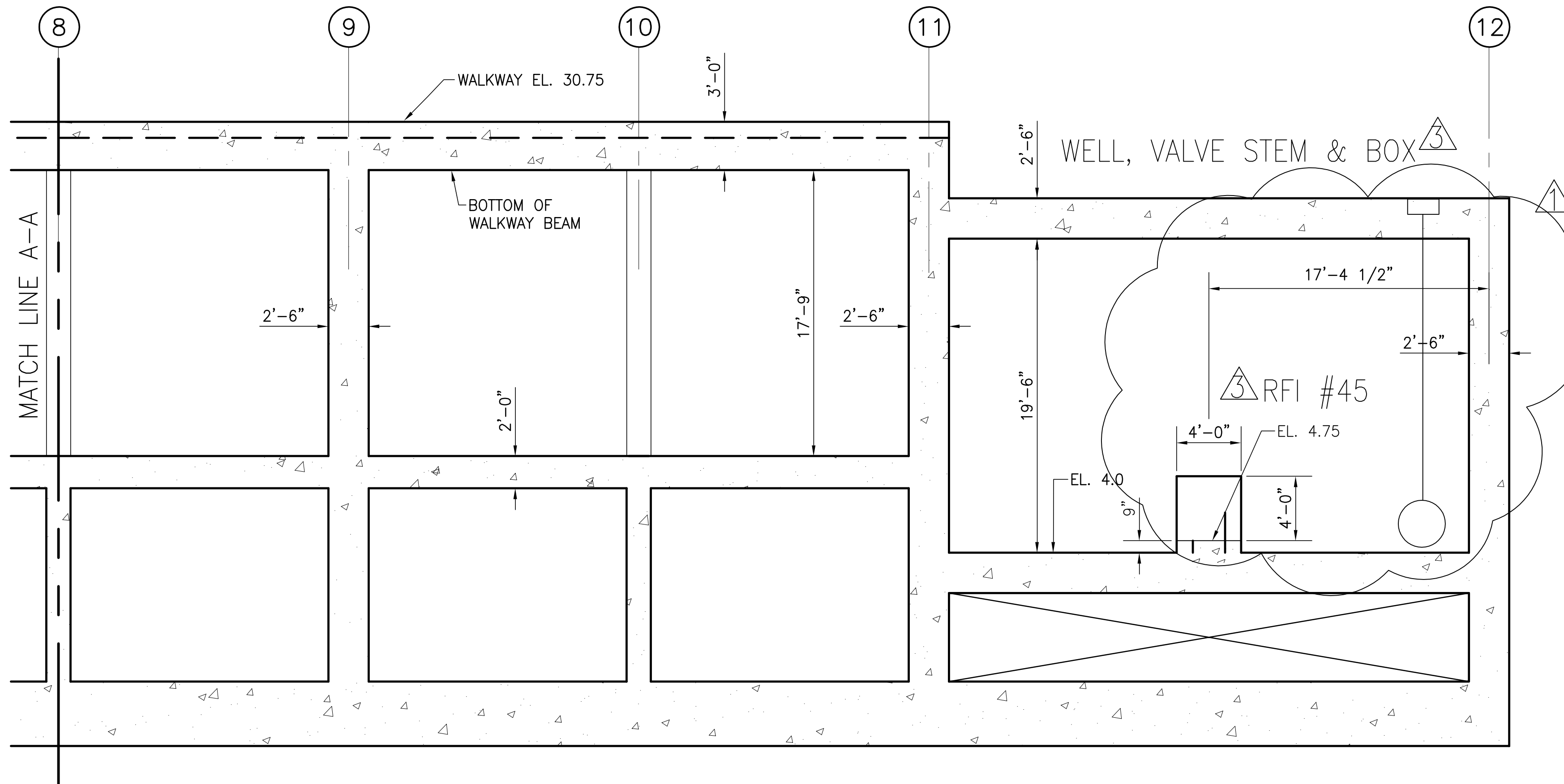
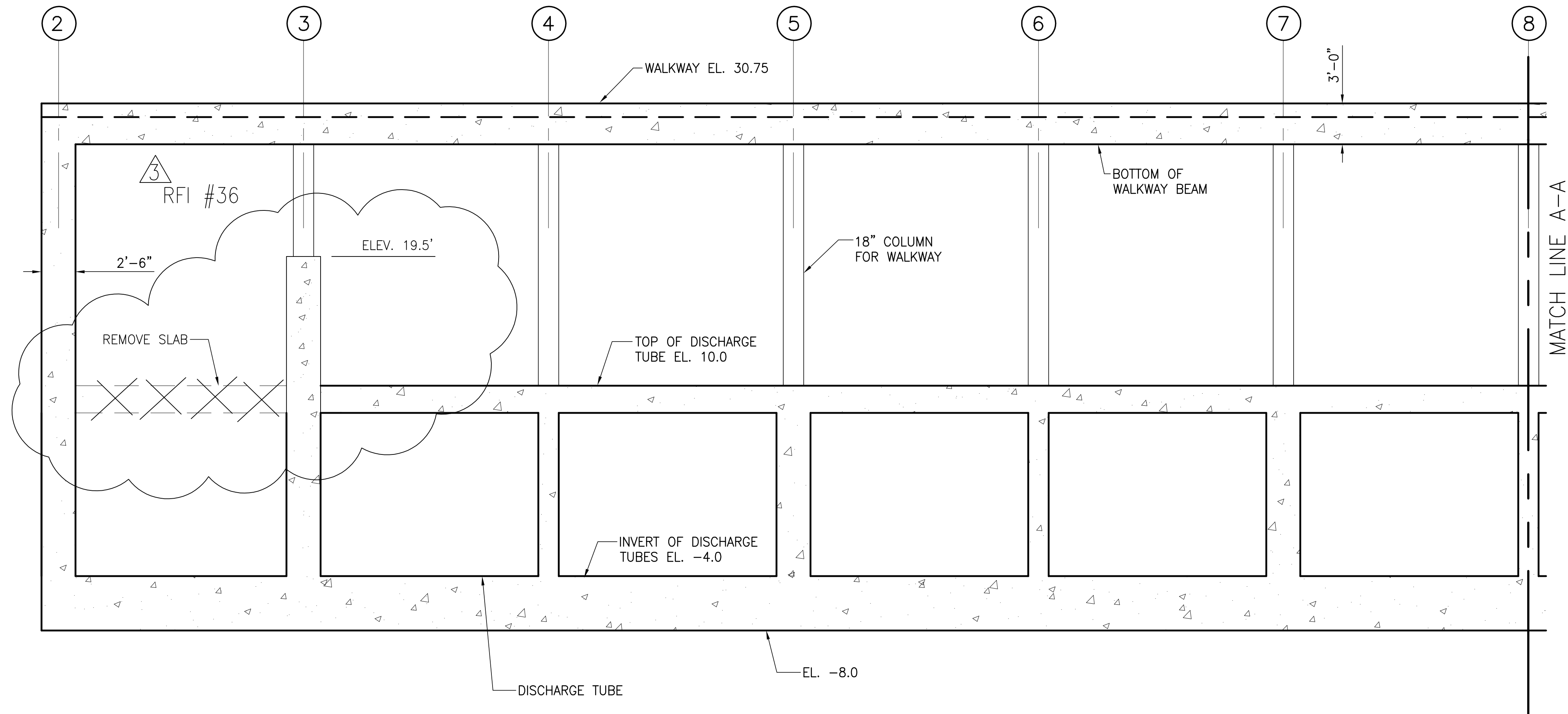
ELEVATIONS IN FEET, NGVD  
 30  
 20  
 10  
 0  
 -10  
 -20



COPYRIGHT ©2001 BY BURNS & MCDONNELL ENGINEERING COMPANY, INC.

<p><b>Brown Cunningham Gannuch</b>          ARCHITECTS &amp; CONSULTANTS          7000 METAFRE LOUISIANA 70006          (504) 454-3866          License No. EB00008095</p>		DRAWN: JSB CHKD: EJM DESIGN: DER R/G: R/G DATE: 5/10/2001
<p><b>Burns &amp; McDonnell</b>          SINCE 1888          9400 WARD PARKWAY          KANSAS CITY, MO 64114          Certificate: ER0000253          BUD: 24930</p>		NO. DWG: JSB NO. CHKD: EJM DATE: 5/10/2001
EVERGLADES CONSTRUCTION PROJECT STORMWATER TREATMENT AREA NO. 3/4 PUMP STATIONS G-370 & G-372 PUMP STATION G-372 CROSS SECTION @ RAW WATER PUMPS		
SOUTH FLORIDA WATER MANAGEMENT DISTRICT EVERGLADES CONSTRUCTION PROJECT 3301 GUN CLUB ROAD WEST PALM BEACH, FLORIDA 33406		
CONTRACT NO. C-E304 DWG. NO. S-208		
REVISIONS		

"RECORD DRAWINGS"



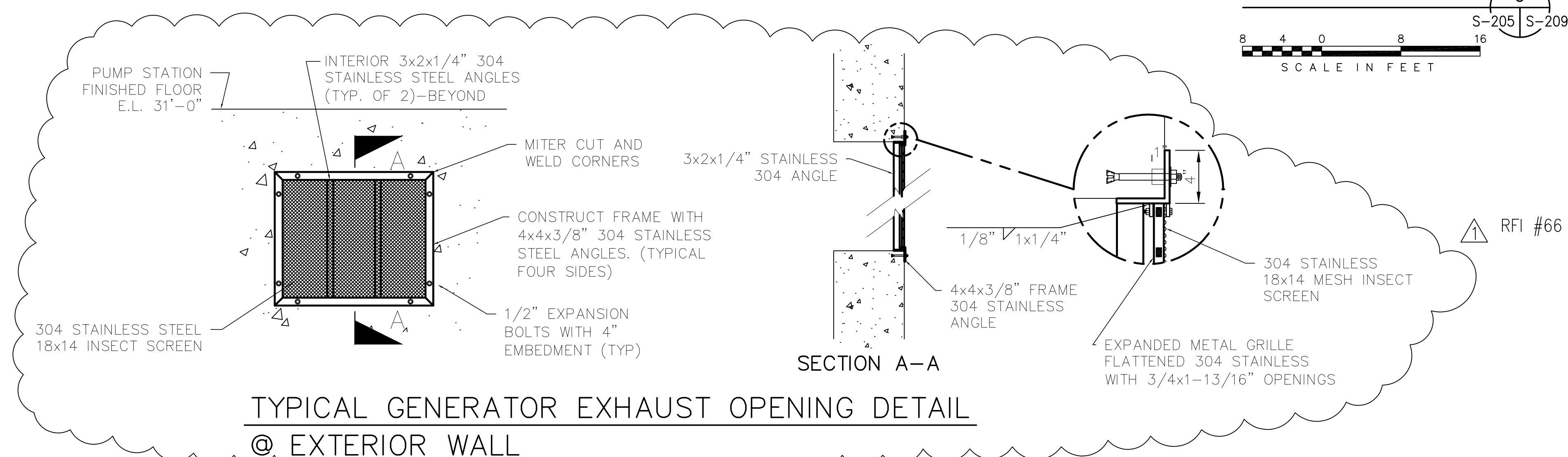
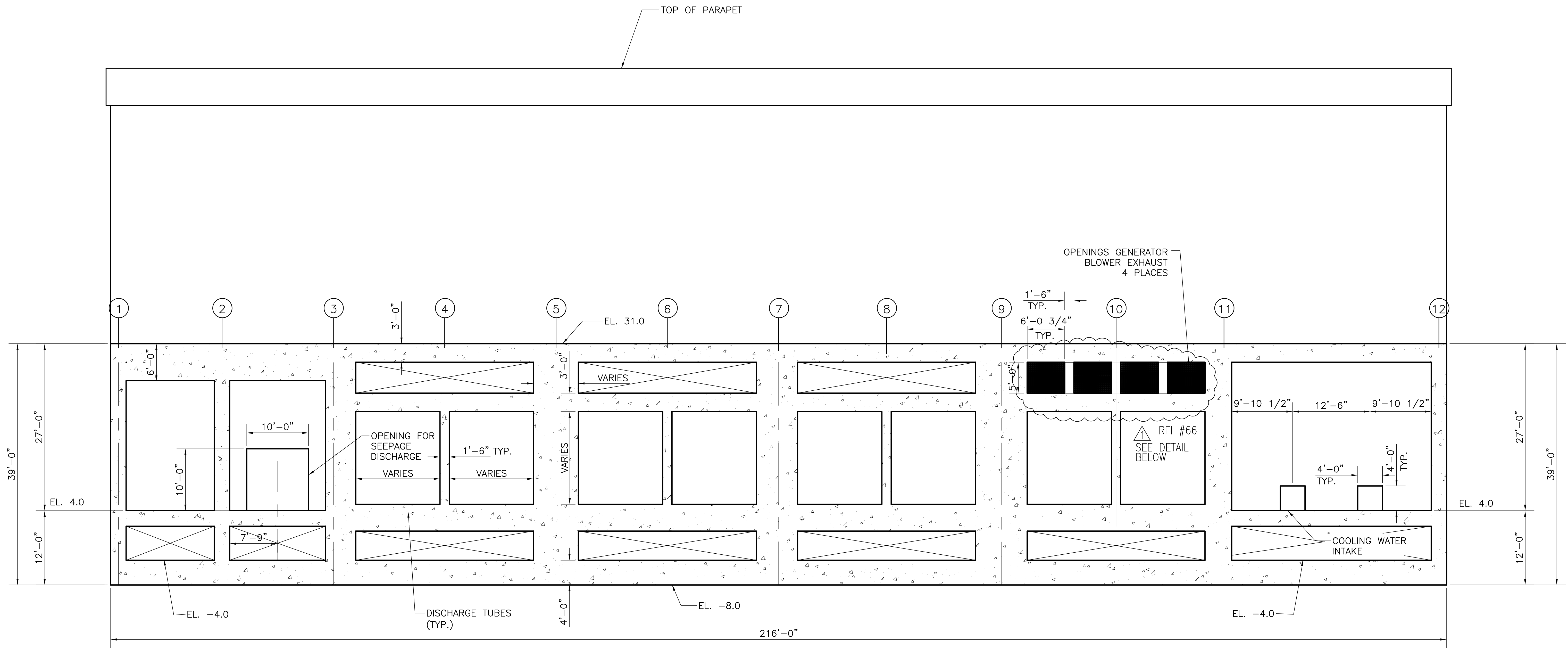
Rodney J. Gannuch, P.E.  
FLA. C.E. REG. NO. 53545

<b>Burns &amp; McDonnell</b> <small>ENGINEERS, ARCHITECTS &amp; CONSULTANTS</small> 9400 WARD PARKWAY KANSAS CITY, MO. 64114 Certification: EB0000253 BM37 24930		<b>Brown Cunningham Gannuch</b> <small>ENGINEERS, ARCHITECTS &amp; CONSULTANTS</small> METAFRE, LOUISIANA 70006 (504) 454-3866 License No. EB00008095		DRAWN CHKD JSB EJM DER	DESIGN R/G CHKD DATE 5/10/2001	NO. REV. NO. 1 DATE	REVISIONS REVISED PER RFI #36 &45 REVISED PER ADDENDUM NO.4 REVISED PER ADDENDUM NO.2
<b>SOUTH FLORIDA WATER MANAGEMENT DISTRICT</b> EVERGLADES CONSTRUCTION PROJECT WEST PALM BEACH, FLORIDA 33406		<b>EVERGLADES CONSTRUCTION PROJECT</b> STORMWATER TREATMENT AREA NO. 374 PUMP STATIONS G-370 & G-372 PUMP STATION G-370 REINFORCING DETAILS		CONTRACT NO. C-E304 DWG. NO. <b>S-208A</b>			

"RECORD DRAWINGS"

COPYRIGHT ©2001 BY BURNS & McDONNELL ENGINEERING COMPANY, INC.

Scale For Microfilming  
Inches  
Millimeters



NOTE: SUPERSTRUCTURE COMPONENTS NOT SHOWN  
SEE SS DWGS FOR DETAILS

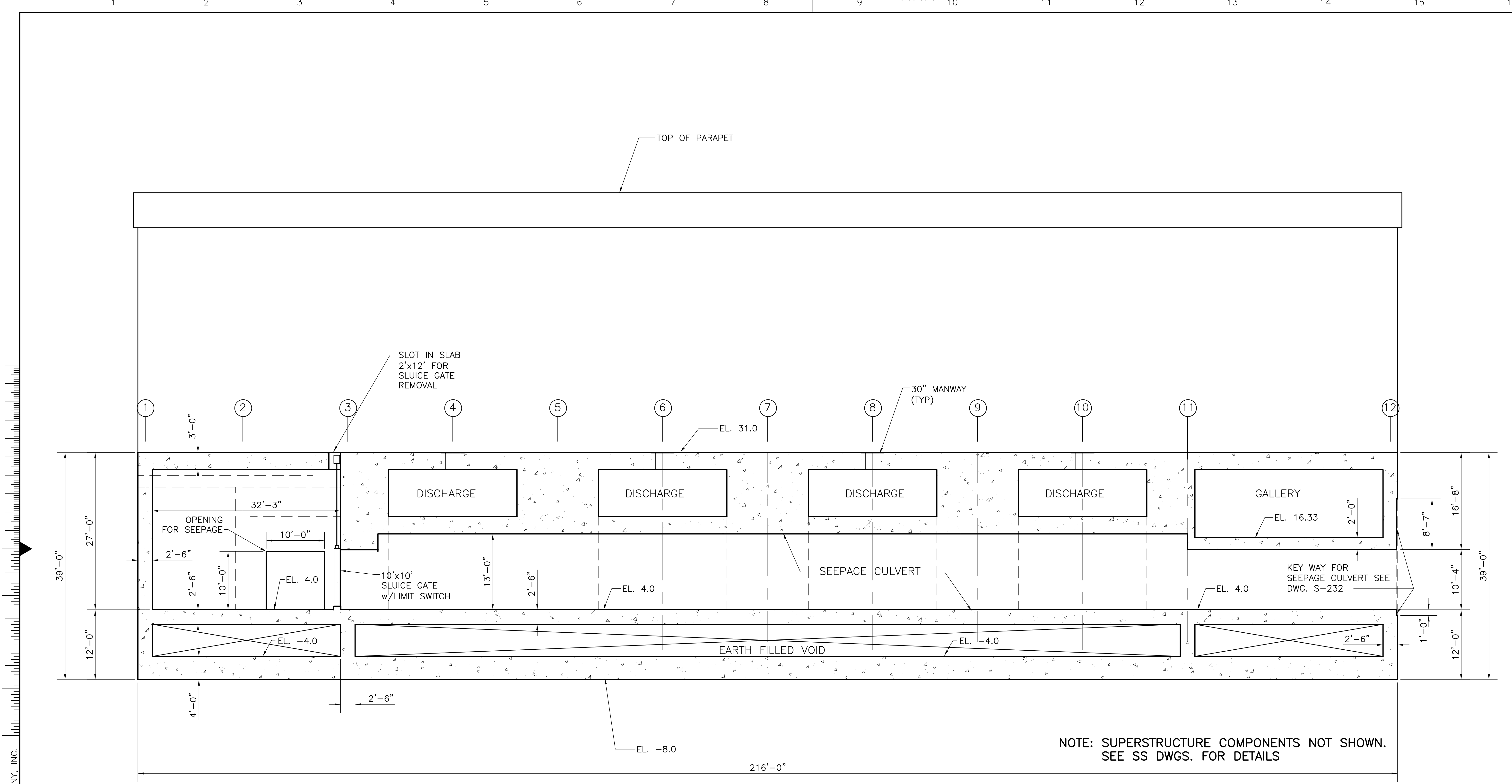
TYPICAL GENERATOR EXHAUST OPENING DETAIL  
@ EXTERIOR WALL

Rodney J. Gannuch, P.E.  
FLA. C.E. REG. NO. 53545

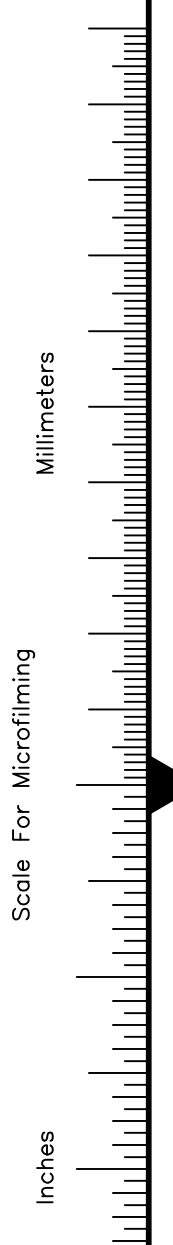
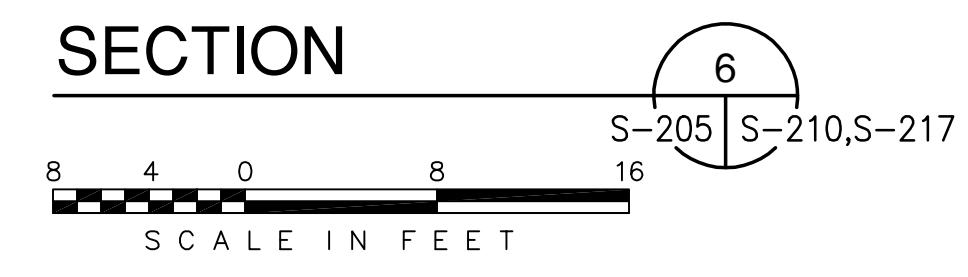
<p><b>Burns &amp; McDonnell</b> SINCE 1888</p> <p>9400 WARD PARKWAY KANSAS CITY, MO. 64114 Certification: ER0000253 Bldg. 24930</p>	<p>EVERGLADES CONSTRUCTION PROJECT STORMWATER TREATMENT AREA NO. 3/4 PUMP STATIONS G-370 &amp; G-372</p>	<p>EVERGLADES CONSTRUCTION PROJECT WATER MANAGEMENT DISTRICT 3301 GUN CLUB ROAD WEST PALM BEACH, FLORIDA 33406</p>	<p>CONTRACT NO. C-E304 DWG. NO. S-209</p>																				
	<p>EVERGLADES CONSTRUCTION PROJECT STORMWATER TREATMENT AREA NO. 3/4 PUMP STATIONS G-370 &amp; G-372 LONGITUDINAL SECTION SECTION 5</p>	<p><b>Brown Cunningham Gannuch</b> ARCHITECTS &amp; CONSULTANTS METairie, LOUISIANA 70006 (504) 454-3866 License No. EB00008095</p>	<p>REVISIONS</p> <table border="1"> <tr> <th>NO.</th> <th>DATE</th> <th>CHKD</th> <th>DATE</th> </tr> <tr> <td>1</td> <td>5/10/2001</td> <td>RJG</td> <td></td> </tr> <tr> <td>2</td> <td></td> <td>DER</td> <td></td> </tr> <tr> <td>3</td> <td></td> <td>EJM</td> <td></td> </tr> <tr> <td>4</td> <td></td> <td>JSB</td> <td></td> </tr> </table>	NO.	DATE	CHKD	DATE	1	5/10/2001	RJG		2		DER		3		EJM		4		JSB	
NO.	DATE	CHKD	DATE																				
1	5/10/2001	RJG																					
2		DER																					
3		EJM																					
4		JSB																					

"RECORD DRAWINGS"





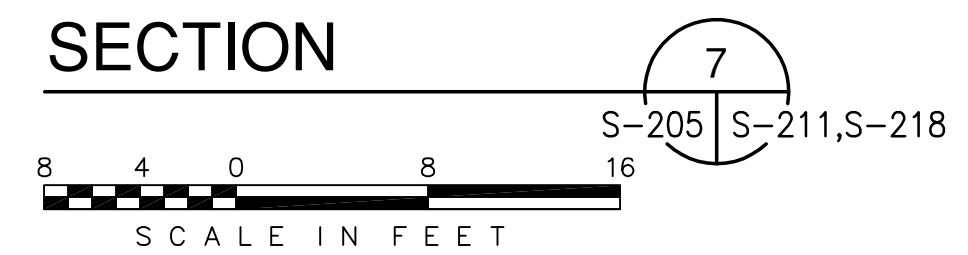
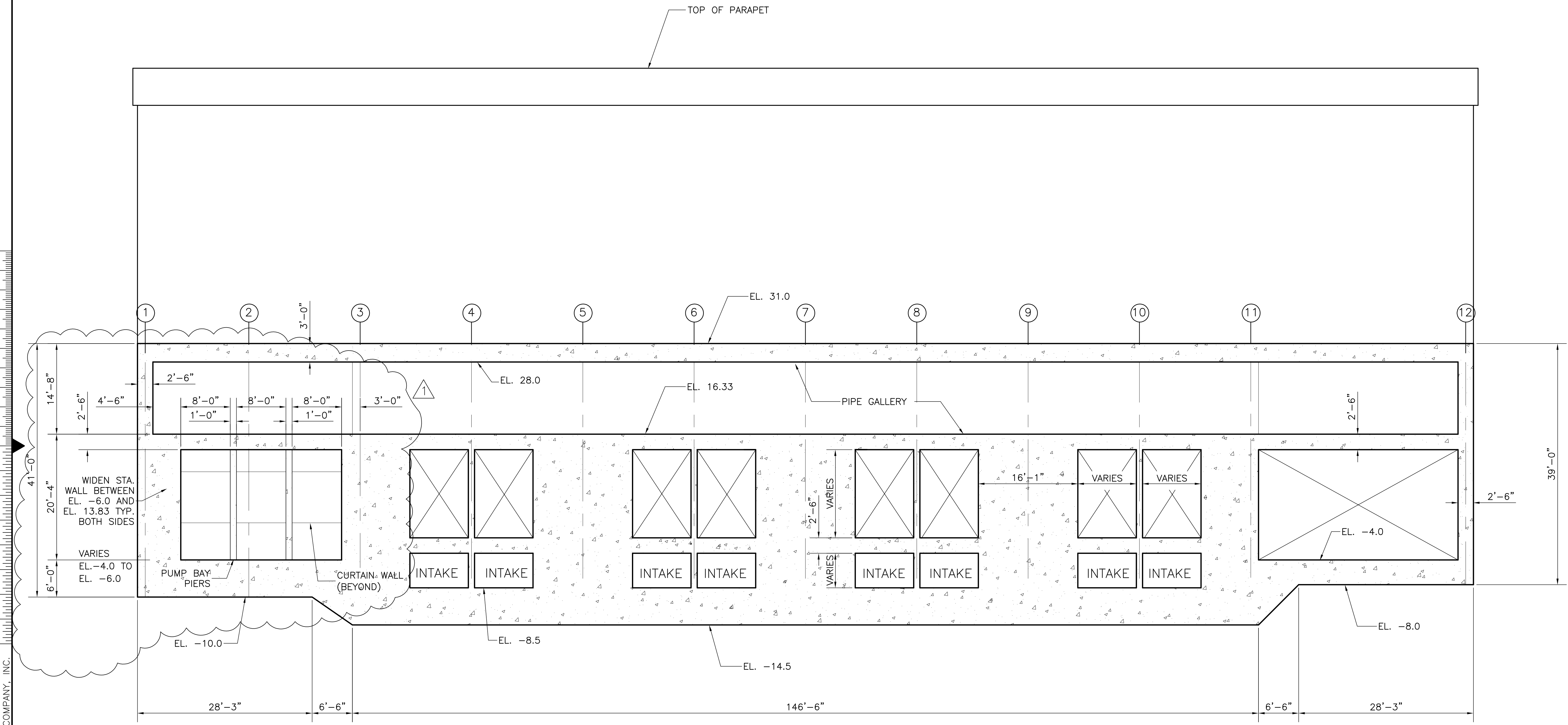
NOTE: SUPERSTRUCTURE COMPONENTS NOT SHOWN. SEE SS DWGS. FOR DETAILS



COPYRIGHT ©2001 BY BURNS & MCDONNELL ENGINEERING COMPANY, INC.

 <b>Burns &amp; McDonnell</b> <small>ARCHITECTS &amp; CONSULTANTS</small> <small>ENGINEERS</small> <small>9400 WARD PARKWAY</small> <small>KANSAS CITY, MO 64114</small> <small>Metairie, Louisiana 70006</small> <small>Phone: (504) 454-3866</small> <small>License No. EB00008095</small>	DRAWN: JSB CHKD: EJM DESIGN: DER R/C: R/C CHKD: DATE: 5/10/2001	NO. DWG: CHKO DATE:	REVISIONS
	EVERGLADES CONSTRUCTION PROJECT STORMWATER TREATMENT AREA NO. 374 PUMP STATIONS G-370 & G-372 STATION G-372 LONGITUDINAL SECTION SECTION 6		
SOUTH FLORIDA WATER MANAGEMENT DISTRICT EVERGLADES CONSTRUCTION PROJECT 3301 GUN CLUB ROAD WEST PALM BEACH, FLORIDA 33406	Rodney J. Gannuch, P.E. FLA. C.E. REG. NO. 53545		
CONTRACT NO. C-E304 DWG. NO. <b>S-210</b>	<b>"RECORD DRAWINGS"</b>		

Scale For Microfilming  
Inches  
Millimeters



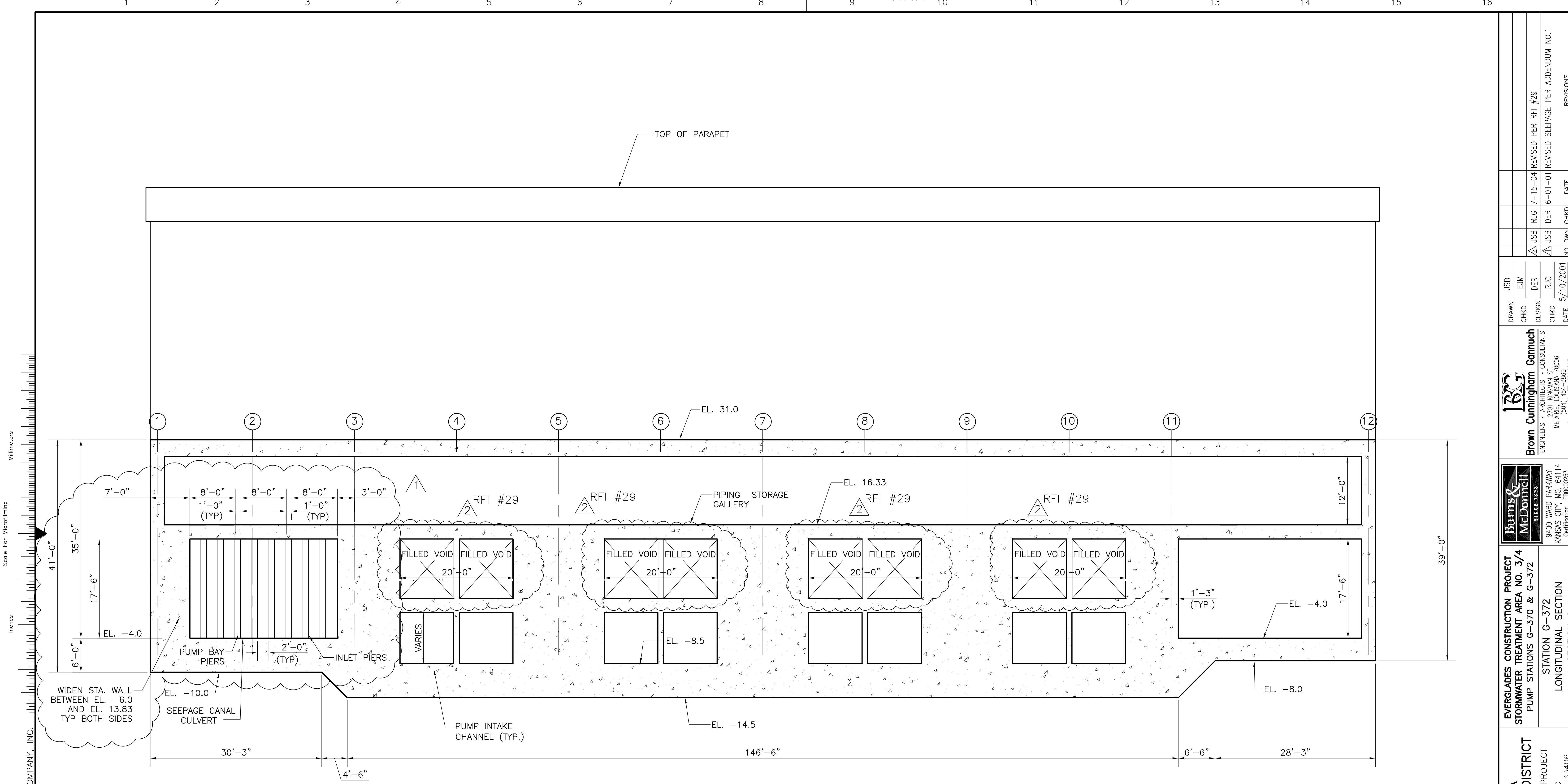
NOTE: SUPERSTRUCTURE COMPONENTS NOT SHOWN.  
SEE SS DWGS FOR DETAILS

COPYRIGHT ©2001 BY BURNS & McDONNELL ENGINEERING COMPANY, INC.

<p><b>Burns &amp; McDonnell</b> ENGINEERS, ARCHITECTS &amp; CONSULTANTS METairie, LOUISIANA 70006 (504) 454-3866 License No. EB00008095</p>	<p><b>Brown Cunningham Gannuch</b> ARCHITECTS &amp; CONSULTANTS METairie, LOUISIANA 70006 (504) 454-3866 License No. EB00008095</p>	<table border="1" style="width: 100%; border-collapse: collapse;"> <tr> <td>DRAWN</td> <td>JSB</td> </tr> <tr> <td>CHKD</td> <td>EJM</td> </tr> <tr> <td>DESIGN</td> <td>DER</td> </tr> <tr> <td>CHKD</td> <td>R/G</td> </tr> <tr> <td>DATE</td> <td>5/10/2001</td> </tr> </table>	DRAWN	JSB	CHKD	EJM	DESIGN	DER	CHKD	R/G	DATE	5/10/2001
DRAWN	JSB											
CHKD	EJM											
DESIGN	DER											
CHKD	R/G											
DATE	5/10/2001											
<p>EVERGLADES CONSTRUCTION PROJECT STORMWATER TREATMENT AREA NO. 3/4 PUMP STATIONS G-370 &amp; G-372 STATION G-372 LONGITUDINAL SECTION SECTION 7</p>												
<p>SOUTH FLORIDA WATER MANAGEMENT DISTRICT EVERGLADES CONSTRUCTION PROJECT 3301 GUN CLUB ROAD WEST PALM BEACH, FLORIDA 33406</p>												
<p>CONTRACT NO. C-E304 DWG. NO. S-211</p>												
<p>REVISIONS</p> <table border="1" style="width: 100%; border-collapse: collapse;"> <tr> <th>NO.</th> <th>DATE</th> <th>CHKD</th> <th>DER</th> </tr> <tr> <td>6-01-01</td> <td>REVISED SEEPAGE PER APPENDUM NO.1</td> <td></td> <td></td> </tr> </table>			NO.	DATE	CHKD	DER	6-01-01	REVISED SEEPAGE PER APPENDUM NO.1				
NO.	DATE	CHKD	DER									
6-01-01	REVISED SEEPAGE PER APPENDUM NO.1											

Rodney J. Gannuch, P.E.  
FLA. C.E. REG. NO. 53545

"RECORD DRAWINGS"



Scale For Microfilming  
Inches  
Millimeters

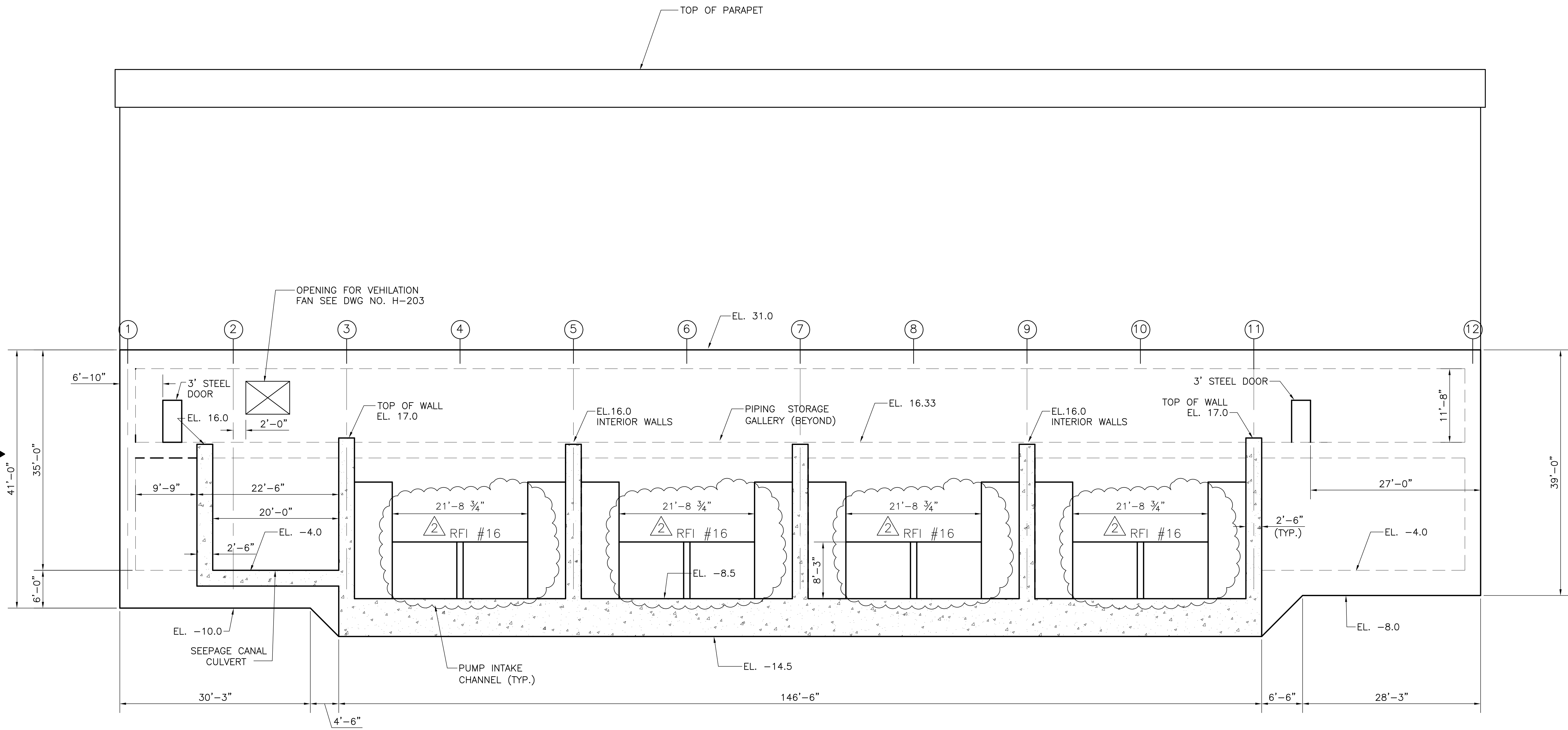
COPYRIGHT ©2001 BY BURNS & MCDONNELL ENGINEERING COMPANY, INC.

 <b>Burns &amp; McDonnell</b> ENGINEERS, ARCHITECTS & CONSULTANTS METairie, LOUISIANA 70006 (504) 454-3866 License No. EB00008095	DRAWN: JSB CHKD: EJM DESIGN: DER R/G: R/G CHKD: R/G DATE: 5/10/2001	RUG: 7-15-04 DER: 6-01-01 NO. DWN: CHKO DATE:	REVISIONS NO. DATE
	EVERGLADES CONSTRUCTION PROJECT STORMWATER TREATMENT AREA NO. 3/4 PUMP STATIONS G-370 & G-372 STATION G-372 LONGITUDINAL SECTION SECTION 8		
SOUTH FLORIDA WATER MANAGEMENT DISTRICT EVERGLADES CONSTRUCTION PROJECT 3301 GUN CLUB ROAD WEST PALM BEACH, FLORIDA 33406			
CONTRACT NO. C-E304 DWG. NO. S-212			

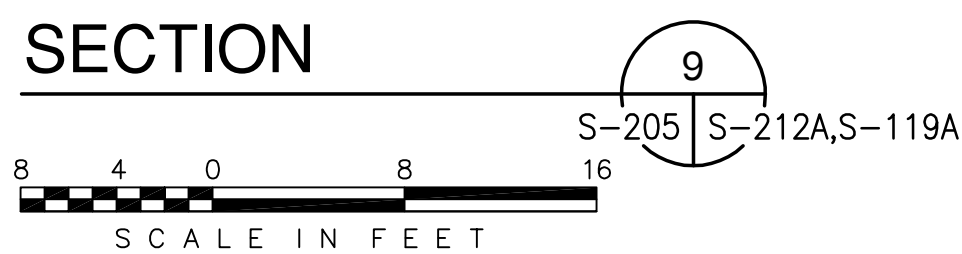
Rodney J. Gannuch, P.E.  
FLA. C.E. REG. NO. 53545

"RECORD DRAWINGS"

Scale For Microfilming  
Inches  
Millimeters



NOTE: SUPERSTRUCTURE COMPONENTS NOT SHOWN.  
SEE SS DWGS FOR DETAILS

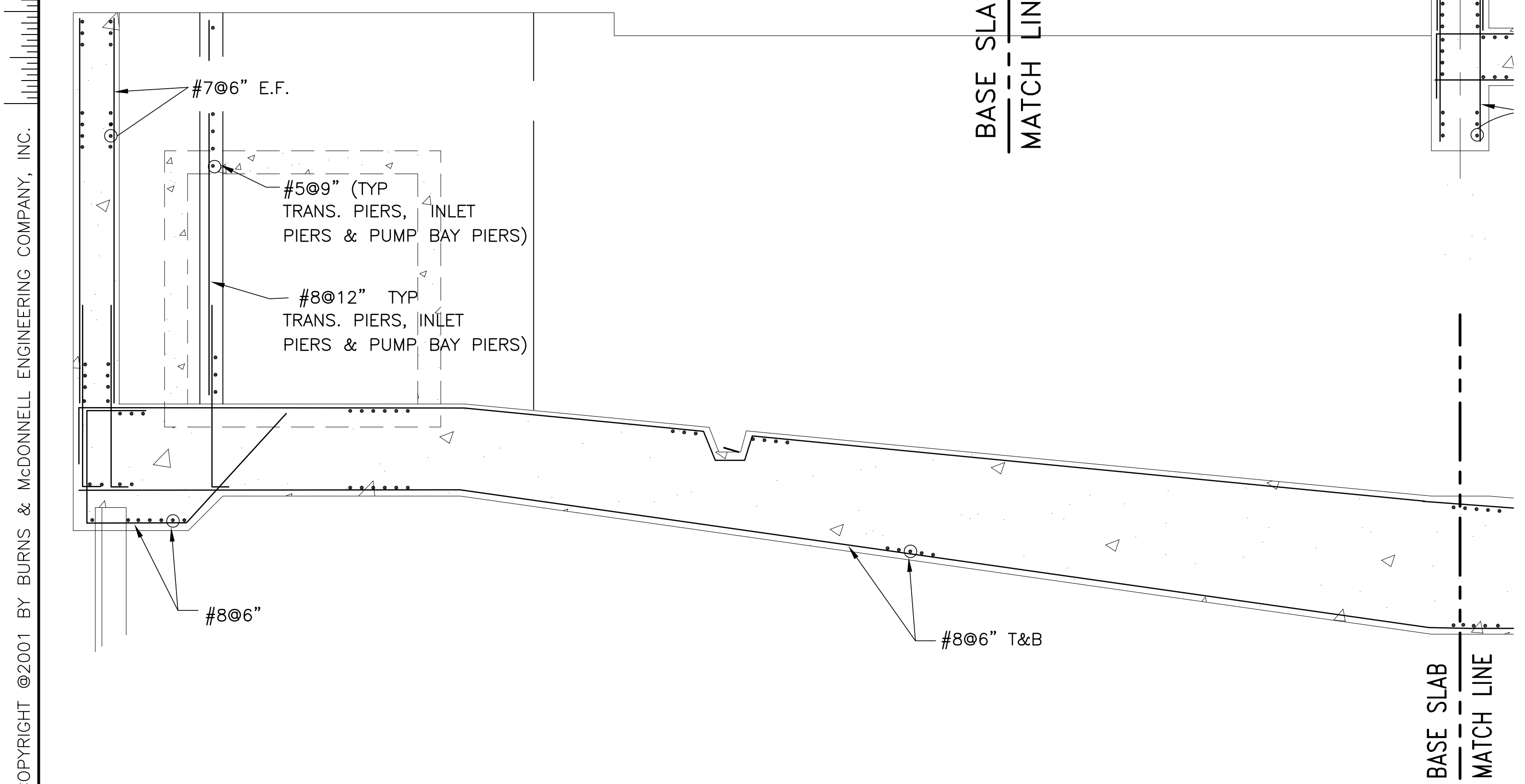
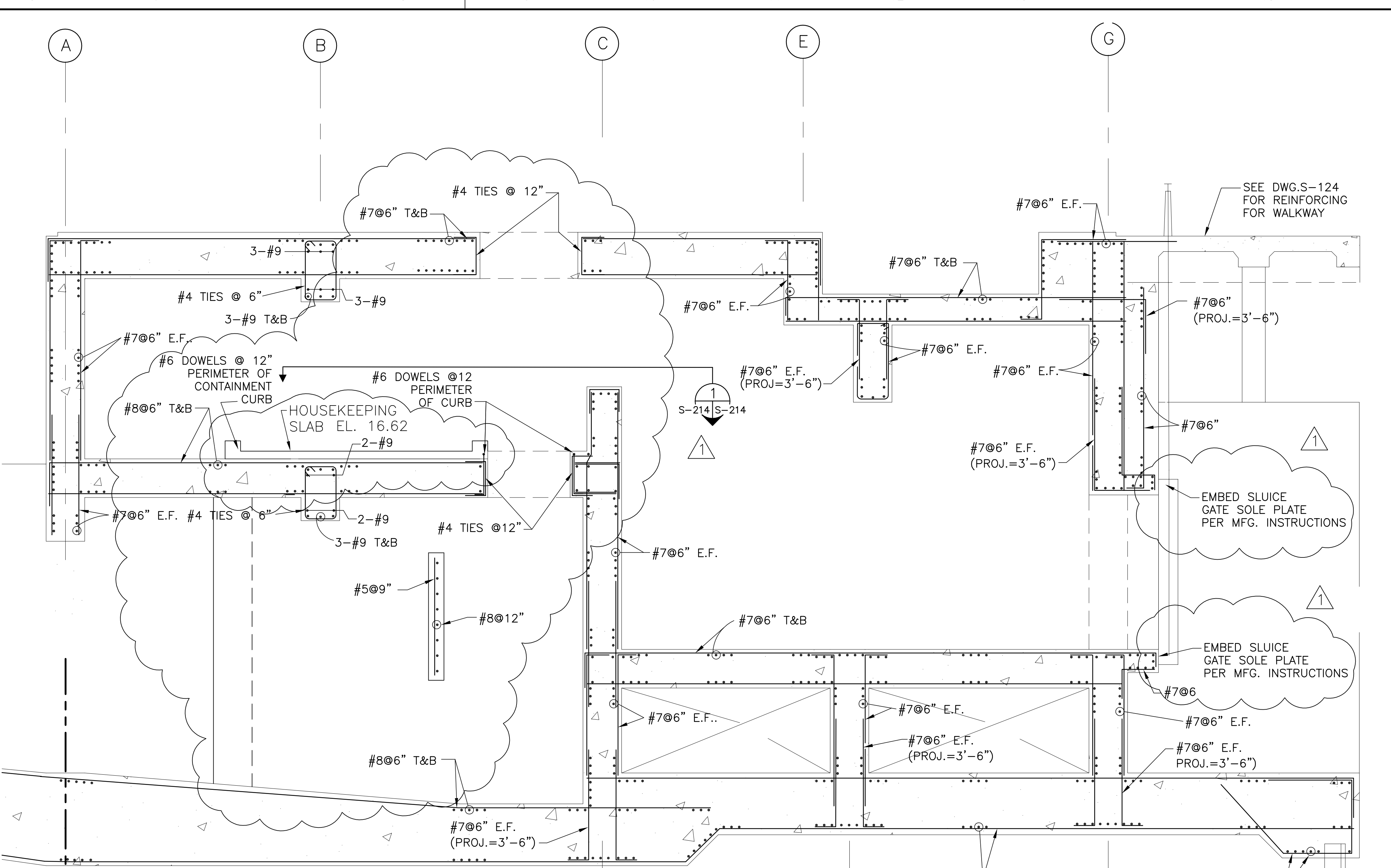
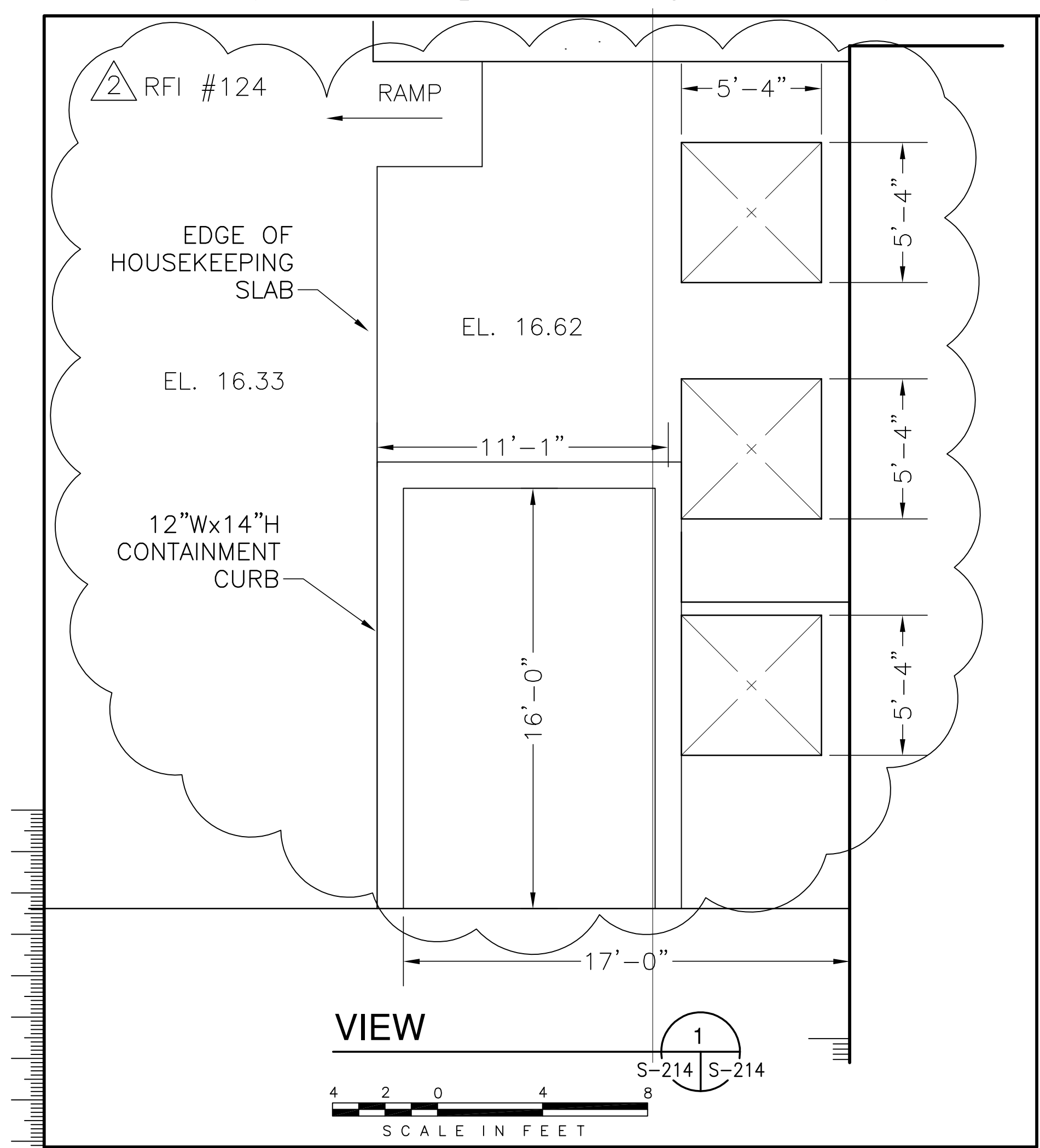


COPYRIGHT ©2001 BY BURNS & MCDONNELL ENGINEERING COMPANY, INC.

 <b>Burns &amp; McDonnell</b> ENGINEERS, ARCHITECTS & CONSULTANTS METairie, LOUISIANA 70006 (504) 454-3866 License No. EB00008095		DRAWN: JSB CHKD: CHKD DESIGN: DER R/G: R/G DATE: 5/10/2001	
<b>EVERGLADES CONSTRUCTION PROJECT</b> <b>STORMWATER TREATMENT AREA NO. 3/4</b> <b>PUMP STATIONS G-370 &amp; G-372</b>		STATION G-372 LONGITUDINAL SECTION SECTION 9	
<b>SOUTH FLORIDA WATER MANAGEMENT DISTRICT</b> EVERGLADES CONSTRUCTION PROJECT 3301 GUN CLUB ROAD WEST PALM BEACH, FLORIDA 33406		CONTRACT NO. C-E304 DWG. NO. S-212-A	
Rodney J. Gannuch, P.E. FLA. C.E. REG. NO. 53545		REVISIONS NO.   DATE 1   7-15-04   REVISED DIMENSIONS PER RFI #16	

"RECORD DRAWINGS"

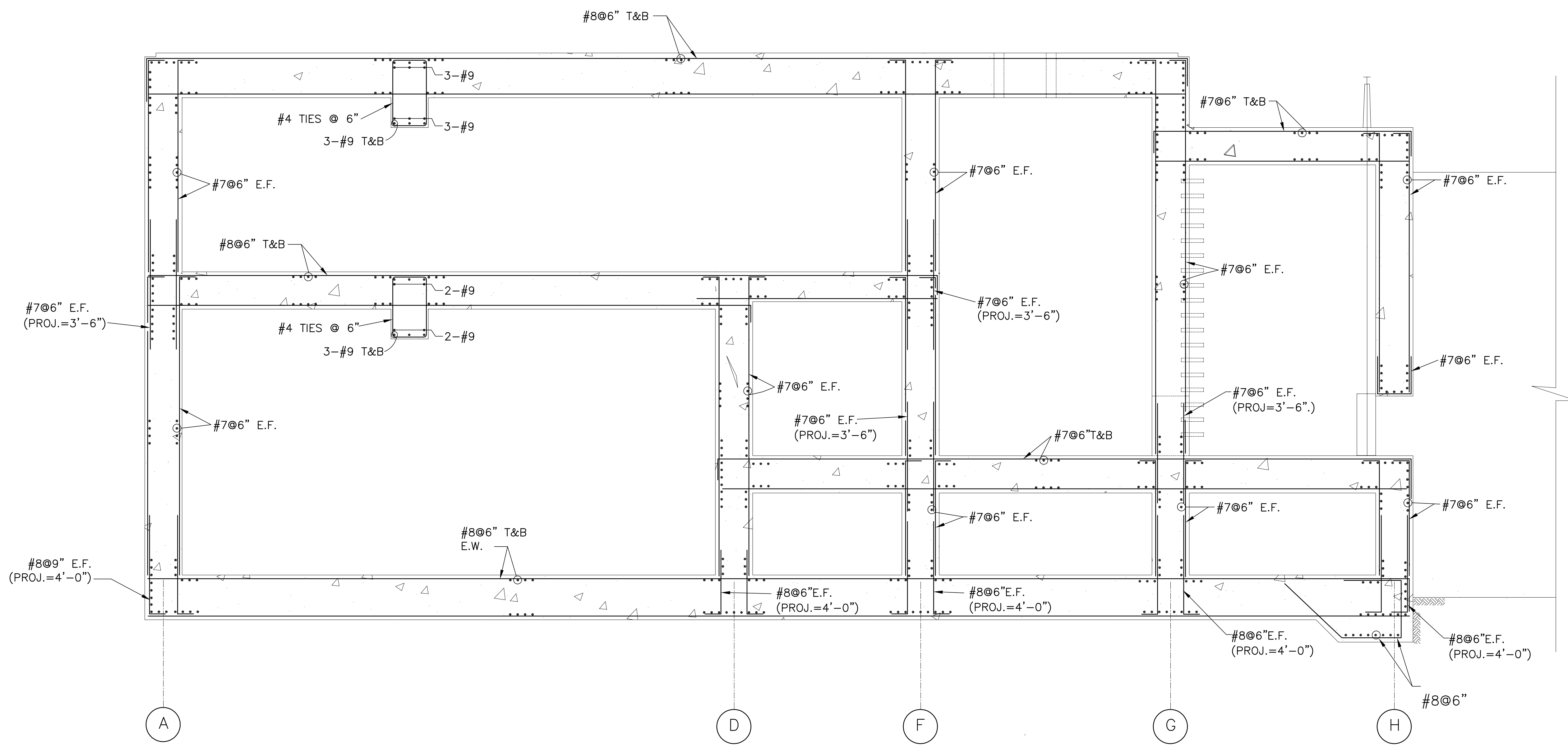




<p><b>Brown Cunningham Gannuch</b> ARCHITECTS &amp; CONSULTANTS 7000 METAFRE LOUISIANA METAFRE, LOUISIANA 70006 (504) 454-3866 License No. EB00008095</p>																									
<p>EVERGLADES CONSTRUCTION PROJECT STORMWATER TREATMENT AREA NO. 3/4 PUMP STATIONS G-370 &amp; G-372 PUMP STATION G-372 REINFORCING DETAILS</p>	<p>SOUTH FLORIDA WATER MANAGEMENT DISTRICT EVERGLADES CONSTRUCTION PROJECT 3301 GUN CLUB ROAD WEST PALM BEACH, FLORIDA 33406</p>																								
<p>CONTRACT NO. C-E304 DWG. NO. S-214</p>	<p>REVISIONS</p> <table border="1"> <tr> <th>NO.</th> <th>DATE</th> <th>CHKD</th> <th>DATE</th> </tr> <tr> <td>1</td> <td>5/10/2001</td> <td>NO. DWN</td> <td>CHKO</td> </tr> <tr> <td>2</td> <td>6-01-01</td> <td>DER</td> <td>DER</td> </tr> <tr> <td>3</td> <td>7-15-04</td> <td>RUG</td> <td>REVISD CURBS RFI #124</td> </tr> <tr> <td>4</td> <td>6-01-01</td> <td>DER</td> <td>REVISD PER ADDENDUM NO.1</td> </tr> <tr> <td>5</td> <td>6-01-01</td> <td>DER</td> <td>REVISD PER ADDENDUM NO.1</td> </tr> </table>	NO.	DATE	CHKD	DATE	1	5/10/2001	NO. DWN	CHKO	2	6-01-01	DER	DER	3	7-15-04	RUG	REVISD CURBS RFI #124	4	6-01-01	DER	REVISD PER ADDENDUM NO.1	5	6-01-01	DER	REVISD PER ADDENDUM NO.1
NO.	DATE	CHKD	DATE																						
1	5/10/2001	NO. DWN	CHKO																						
2	6-01-01	DER	DER																						
3	7-15-04	RUG	REVISD CURBS RFI #124																						
4	6-01-01	DER	REVISD PER ADDENDUM NO.1																						
5	6-01-01	DER	REVISD PER ADDENDUM NO.1																						

COPYRIGHT ©2001 BY BURNS & MCDONNELL ENGINEERING COMPANY, INC.

"RECORD DRAWINGS"




**SECTION**  
 3  
 S-105 | S-208, S-215  
 SCALE IN FEET

Scale For Microfilming  
 Millimeters  
 Inches

COPYRIGHT ©2001 BY BURNS & MCDONNELL ENGINEERING COMPANY, INC.

1 2 3 4 5 6 7 8 9 10 11 12 13 14 15 16

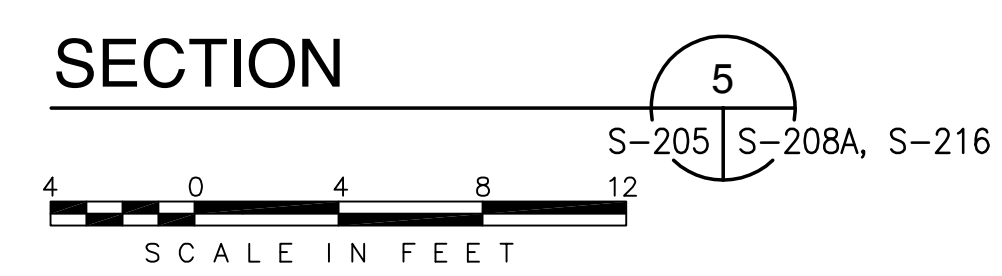
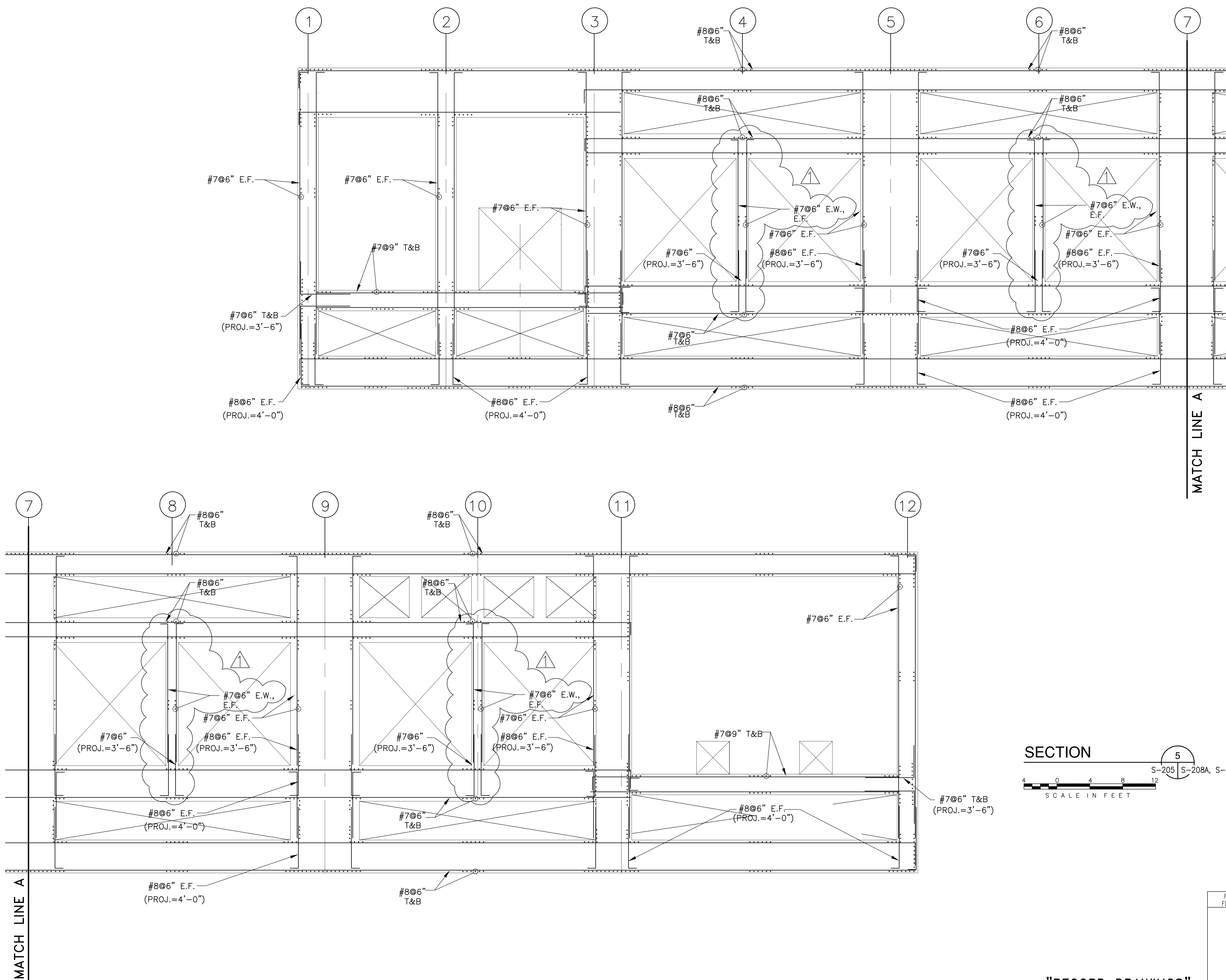
 <b>Burns &amp; McDonnell</b> <small>ARCHITECTS &amp; ENGINEERS SINCE 1888</small> 9400 WARD PARKWAY KANSAS CITY, MO 64114 Certification: ER0000253 BM3 24930		ENGINEERS METARE, LOUISIANA 70006 (504) 454-3866 License No. EB00008095
EVERGLADES CONSTRUCTION PROJECT STORMWATER TREATMENT AREA NO. 374 PUMP STATIONS G-370 & G-372	PUMP STATION G-372 REINFORCING DETAILS	SOUTH FLORIDA WATER MANAGEMENT DISTRICT EVERGLADES CONSTRUCTION PROJECT 3301 GUN CLUB ROAD WEST PALM BEACH, FLORIDA 33406
DRAWN: JCF CHKO: EJM DESIGN: DER CHKO: DER DATE: 5/10/2001	NO. DWG: 5/10/2001 CHKO: 5/10/2001	REVISIONS

Rodney J. Gannuch, P.E.  
 FLA. C.E. REG. NO. 53545

CONTRACT NO.  
 C-E304  
 DWG. NO.  
 S-215

"RECORD DRAWINGS"

Scale For Microfilming  
Inches  
Scale For Microfilming  
Millimeters



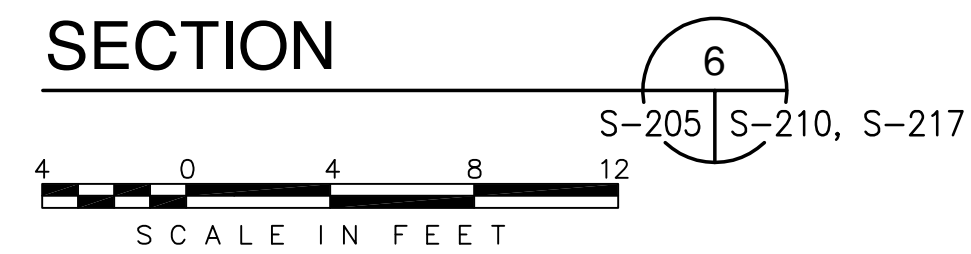
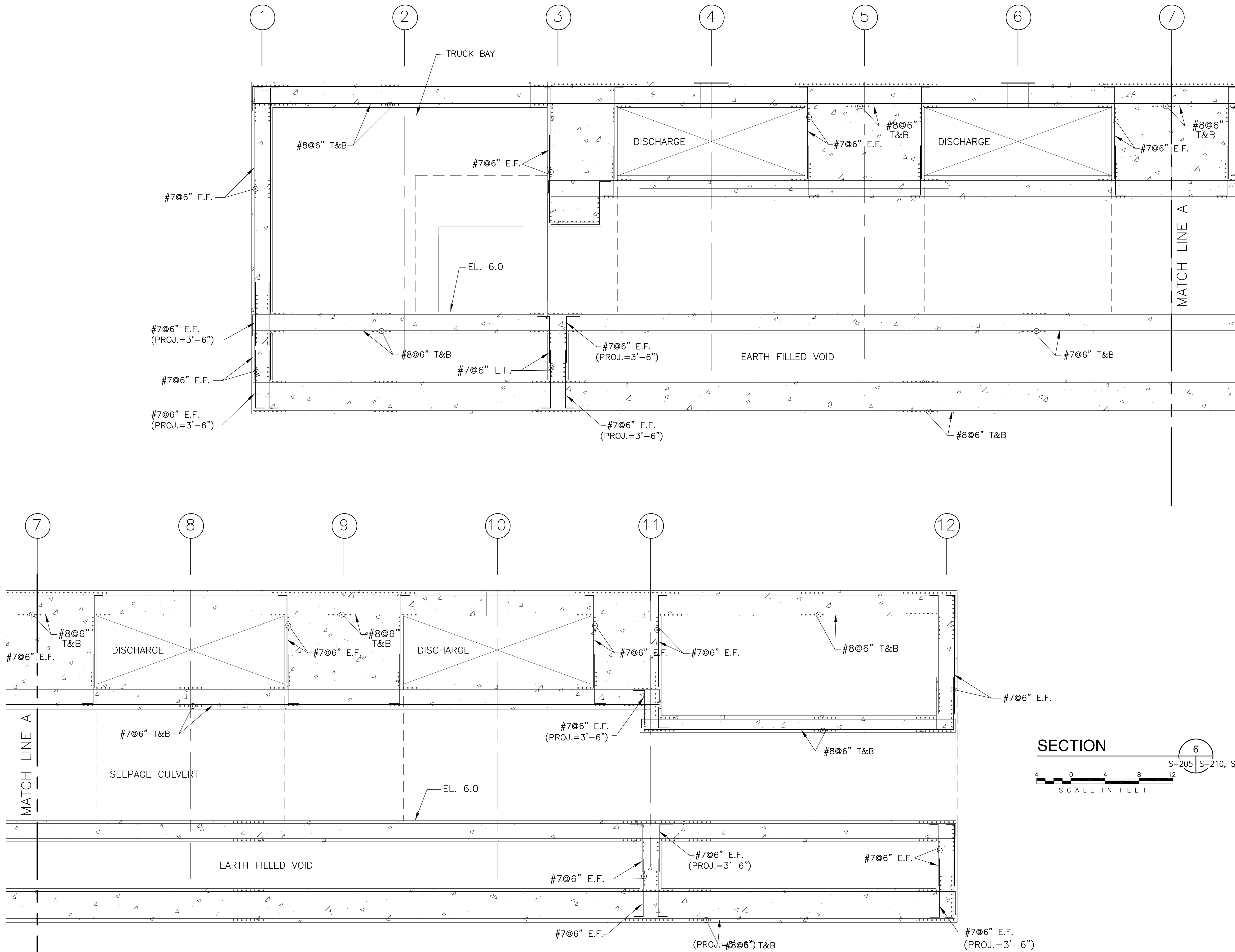
MATCH LINE A

MATCH LINE A

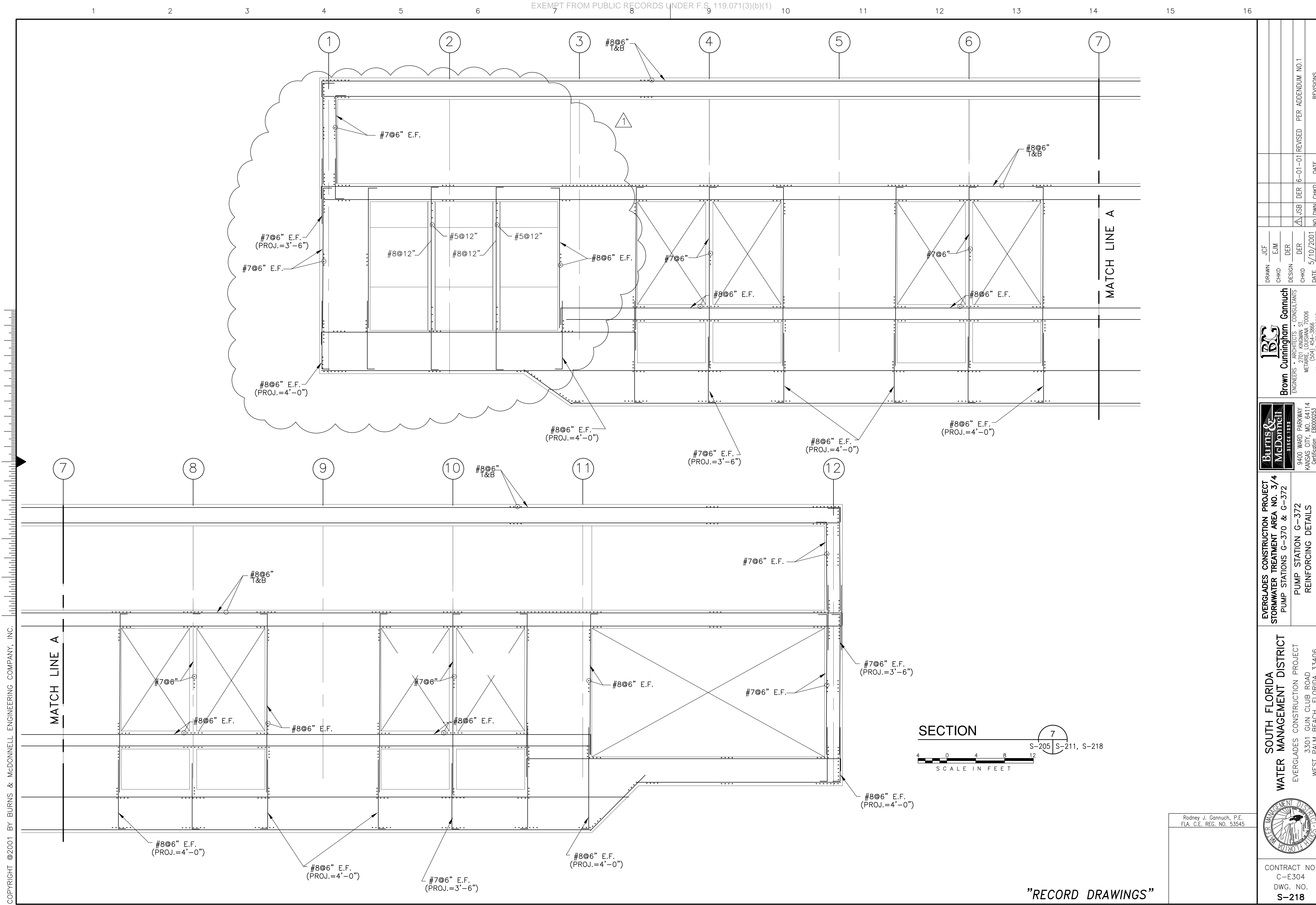
<p><b>Brown Cunningham Gannuch</b> ENGINEERS, ARCHITECTS &amp; CONSULTANTS METairie, LOUISIANA 70006 (504) 454-3866 License No. EB00008095</p>		<p>DESIGN: DER CHECK: DER DATE: 5/10/2001</p>
<p>DESIGN: DER CHECK: DER DATE: 5/10/2001</p>	<p>NO. DWG: CHKO DATE:</p>	<p>NO. REV: DER DATE:</p>
<p>EVERGLADES CONSTRUCTION PROJECT STORMWATER TREATMENT AREA NO. 3/4 PUMP STATIONS G-370 &amp; G-372 PUMP STATION G-372 REINFORCING DETAILS</p>		
<p><b>SOUTH FLORIDA WATER MANAGEMENT DISTRICT</b> EVERGLADES CONSTRUCTION PROJECT 3301 GUN CLUB ROAD WEST PALM BEACH, FLORIDA 33406</p>		
<p>Rodney J. Gannuch, P.E. FLA. C.E. REG. NO. 53545</p>		
<p>CONTRACT NO. C-E304 DWG. NO. S-216</p>		

"RECORD DRAWINGS"



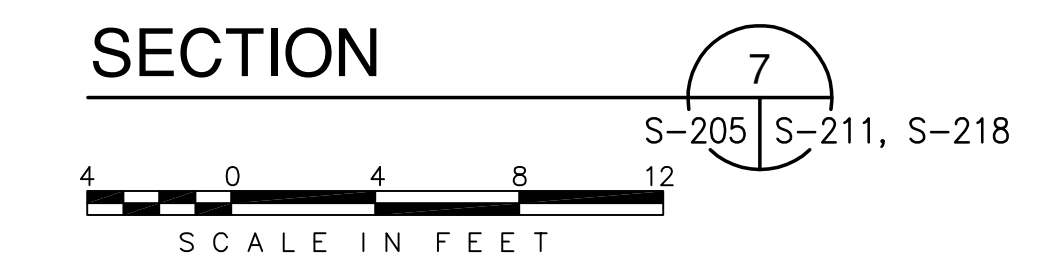


 <b>Brown Cunningham Gannuch</b> ENGINEERS, ARCHITECTS, CONSULTANTS METAFER, LOUISIANA 70006 (504) 454-3866 License No. EB00008095		JCF EJM DER DER DATE 5/10/2001	NO. DWG CHKD DATE	REVISIONS
 <b>Burns &amp; McDonnell</b> SINCE 1888 9400 WARD PARKWAY KANSAS CITY, MO. 64114 Certification: EB0000253 BM37 24930		<b>EVERGLADES CONSTRUCTION PROJECT</b> <b>STORMWATER TREATMENT AREA NO. 3/4</b> <b>PUMP STATIONS G-370 &amp; G-372</b> <b>PUMP STATION G-372</b> <b>REINFORCING DETAILS</b>		
<b>SOUTH FLORIDA WATER MANAGEMENT DISTRICT</b> EVERGLADES CONSTRUCTION PROJECT 3301 GUN CLUB ROAD WEST PALM BEACH, FLORIDA 33406		Rodney J. Gannuch, P.E. FLA. C.E. REG. NO. 53545		
CONTRACT NO. C-E304 DWG. NO. <b>S-217</b>		<b>"RECORD DRAWINGS"</b>		



Scale For Microfilming  
Inches  
Millimeters

COPYRIGHT ©2001 BY BURNS & McDONNELL ENGINEERING COMPANY, INC.



Rodney J. Gannuch, P.E.  
FLA. C.E. REG. NO. 53545

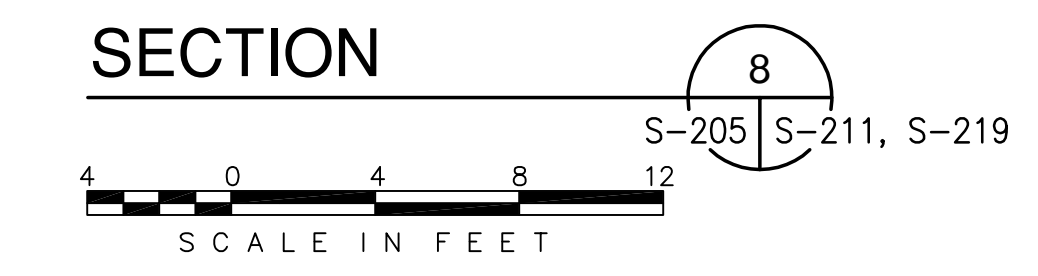
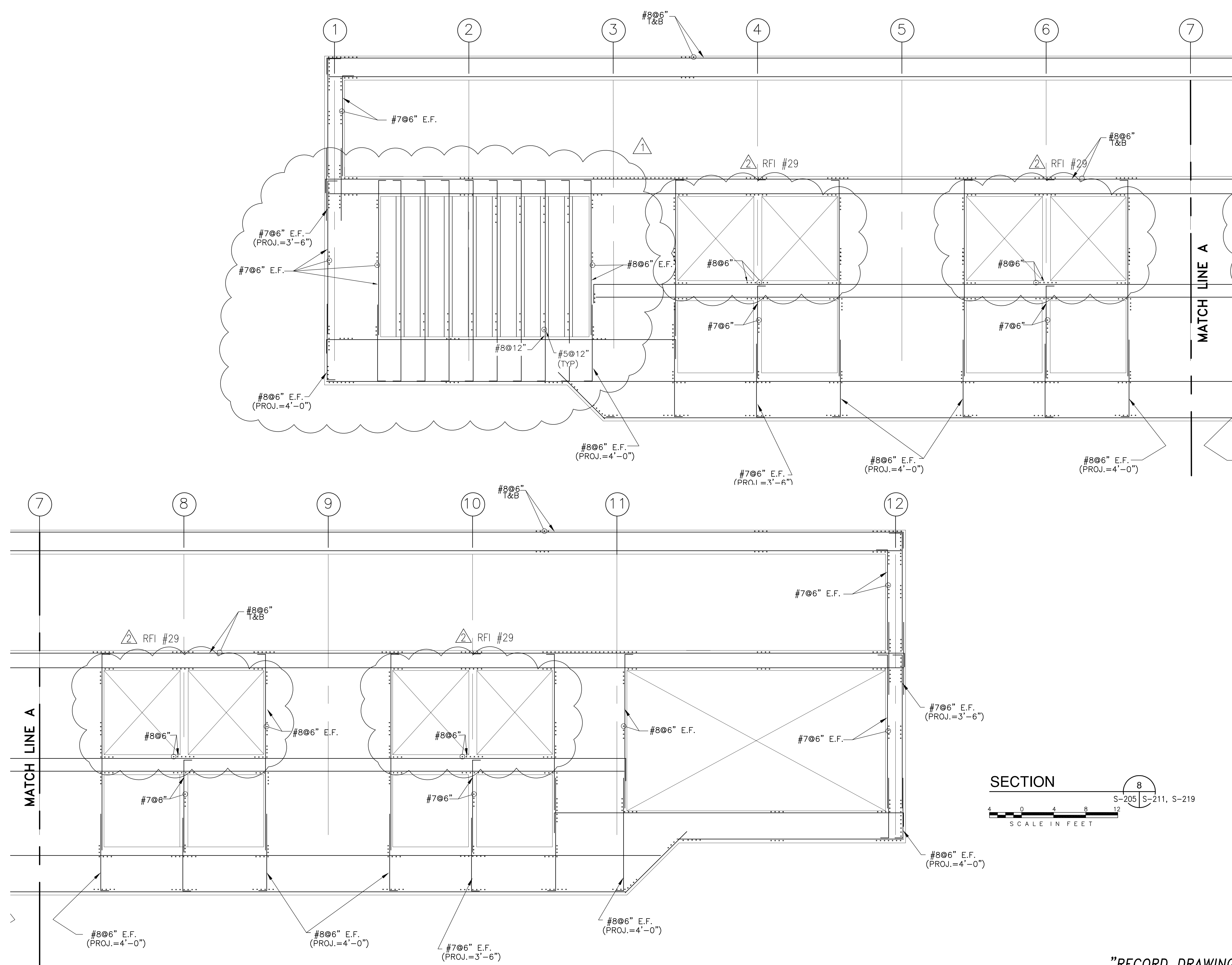
<b>BURNS &amp; McDONNELL</b> <small>ARCHITECTS &amp; ENGINEERS</small> 9400 WARD PARKWAY KANSAS CITY, MO. 64114 Certification: EB0000253 BM3 24930		<b>Brown Cunningham Gannuch</b> <small>ARCHITECTS &amp; CONSULTANTS</small> METAFRE, LOUISIANA 70006 License No. EB00008095		DRAWN: JCF CHKD: EJM DESIGN: DER CHKD: DER DATE: 5/10/2001	NO. DWG: 2001 NO. DER: 1 NO. CHKD: 1	DATE: 6-01-01 REVISED PER ADDENDUM NO. 1	REVISIONS
<b>SOUTH FLORIDA WATER MANAGEMENT DISTRICT</b> EVERGLADES CONSTRUCTION PROJECT 3301 GUN CLUB ROAD WEST PALM BEACH, FLORIDA 33406		<b>EVERGLADES CONSTRUCTION PROJECT</b> STORMWATER TREATMENT AREA NO. 374 PUMP STATIONS G-370 & G-372 PUMP STATION G-372 REINFORCING DETAILS					

"RECORD DRAWINGS"

CONTRACT NO. C-E304  
 DWG. NO. S-218

Scale For Microfilming  
Inches  
Scale For Microfilming  
Millimeters

COPYRIGHT ©2001 BY BURNS & MCDONNELL ENGINEERING COMPANY, INC.




MATCH LINE A

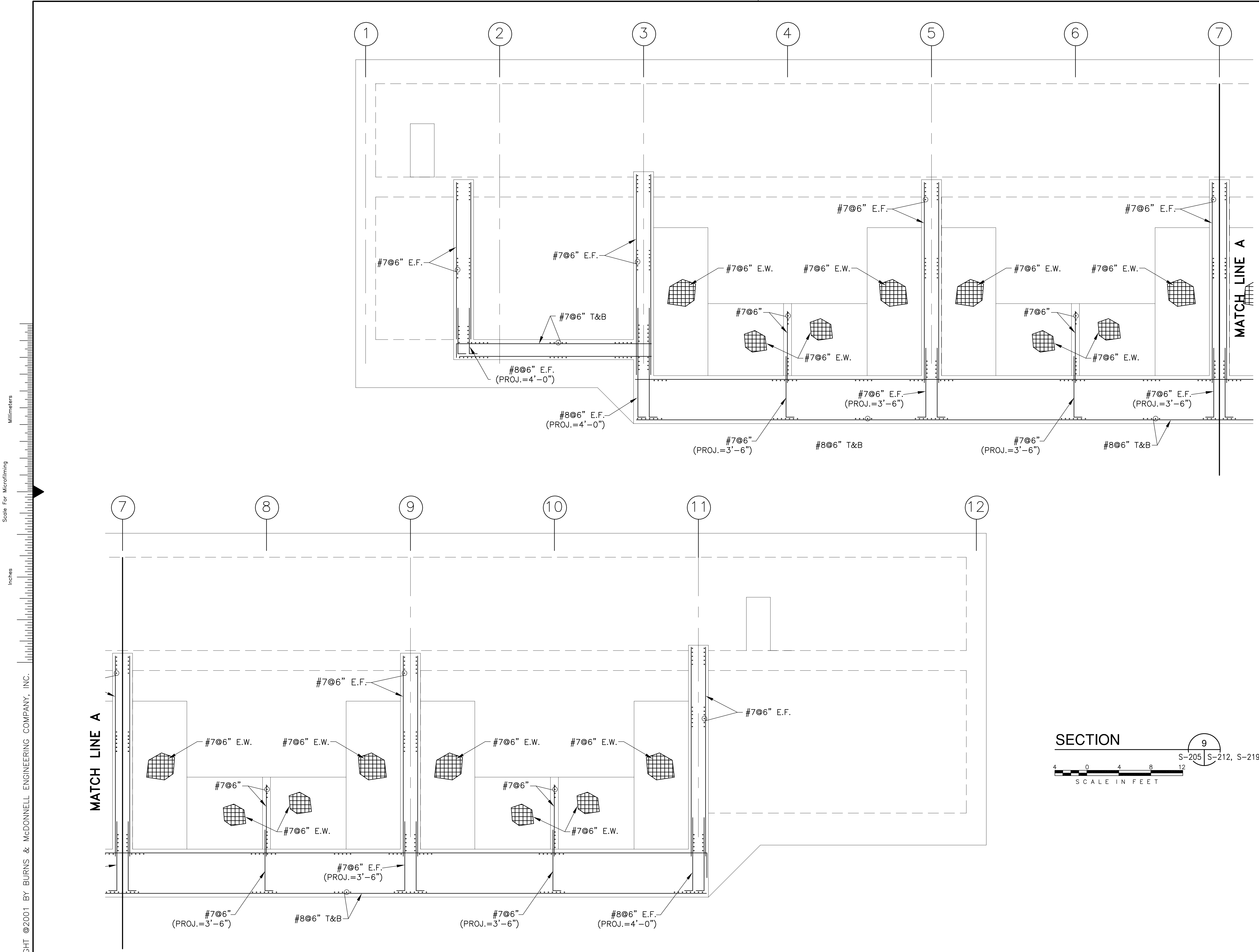
MATCH LINE A

<p><b>Burns &amp; McDonnell</b> SINCE 1888 9400 WARD PARKWAY KANSAS CITY, MO 64114 Certification: ER0000253 BM03 24930</p>		<p><b>Brown Cunningham Gannuch</b> ARCHITECTS - CONSULTANTS ENGINEERS METAFARE LOUISIANA 70006 (504) 454-3866 License No. EB00008095</p>	
<p>PROJECT EVERGLADES CONSTRUCTION PROJECT STORMWATER TREATMENT AREA NO. 374 PUMP STATIONS G-370 &amp; G-372</p>	<p>DESIGN JCF CHKD EJM</p>	<p>DATE 2/2001</p>	<p>NO. REV NO. 1</p>
<p>PROJECT SOUTH FLORIDA WATER MANAGEMENT DISTRICT EVERGLADES CONSTRUCTION PROJECT 3301 GUN CLUB ROAD WEST PALM BEACH, FLORIDA 33406</p>	<p>DESIGN DER CHKD DER</p>	<p>DATE 6-01-01</p>	<p>NO. REV NO. 1</p>
<p>CONTRACT NO. C-E304 DWG. NO. S-219</p>	<p>DATE 7-15-04</p>	<p>NO. REV NO. 1</p>	<p>NO. REV NO. 1</p>

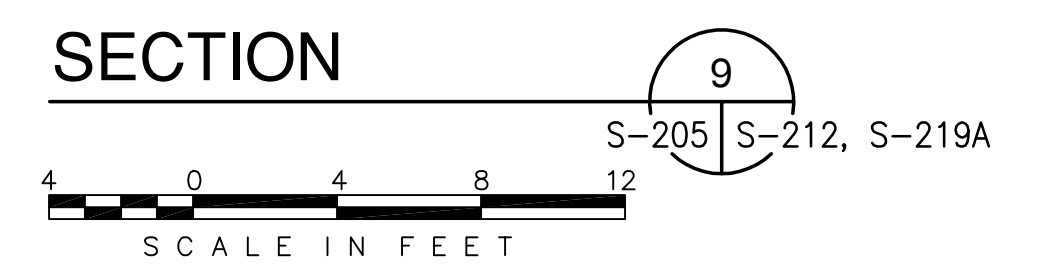
"RECORD DRAWINGS"

Rodney J. Gannuch, P.E.  
FLA. C.E. REG. NO. 53545





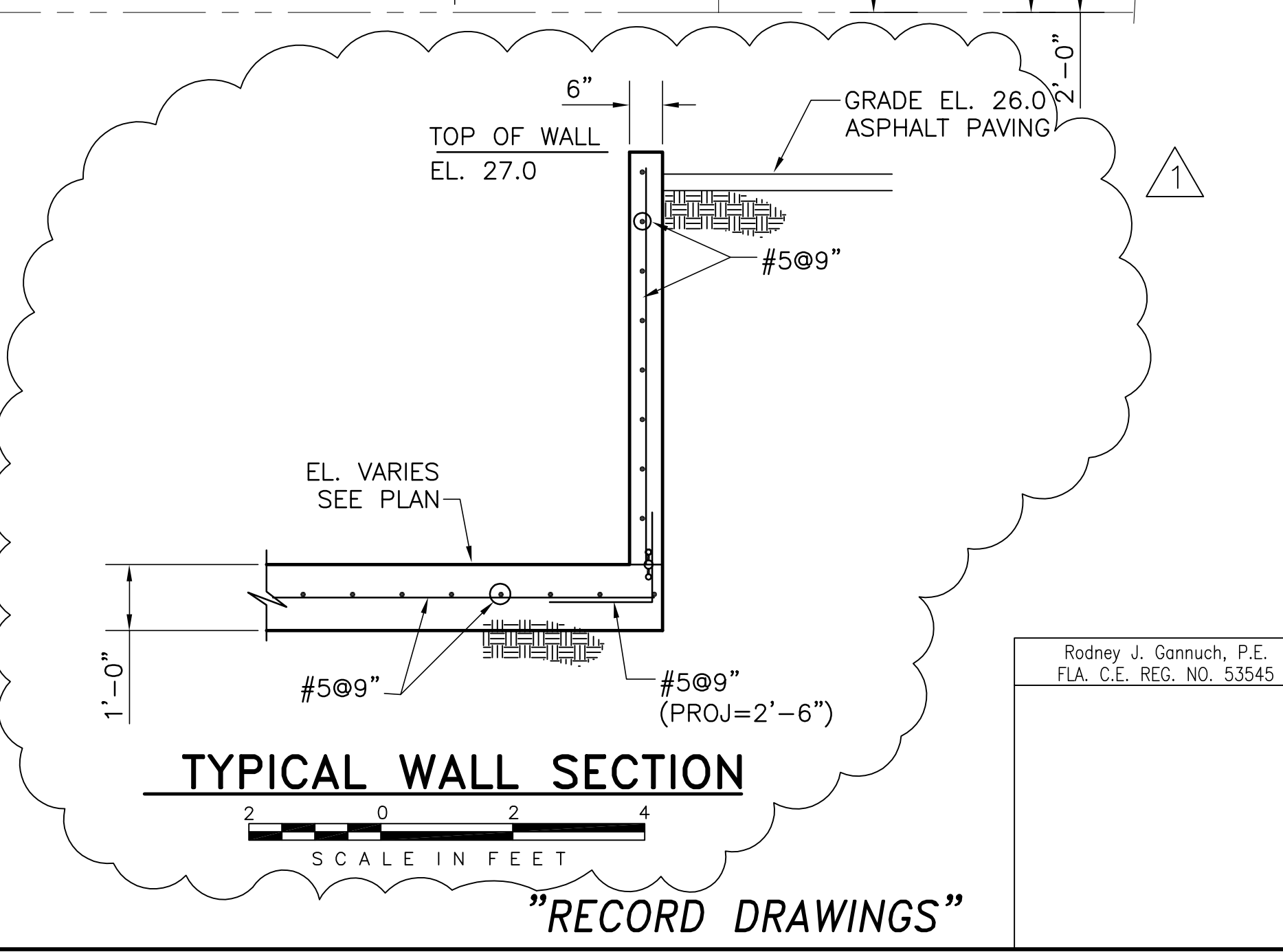
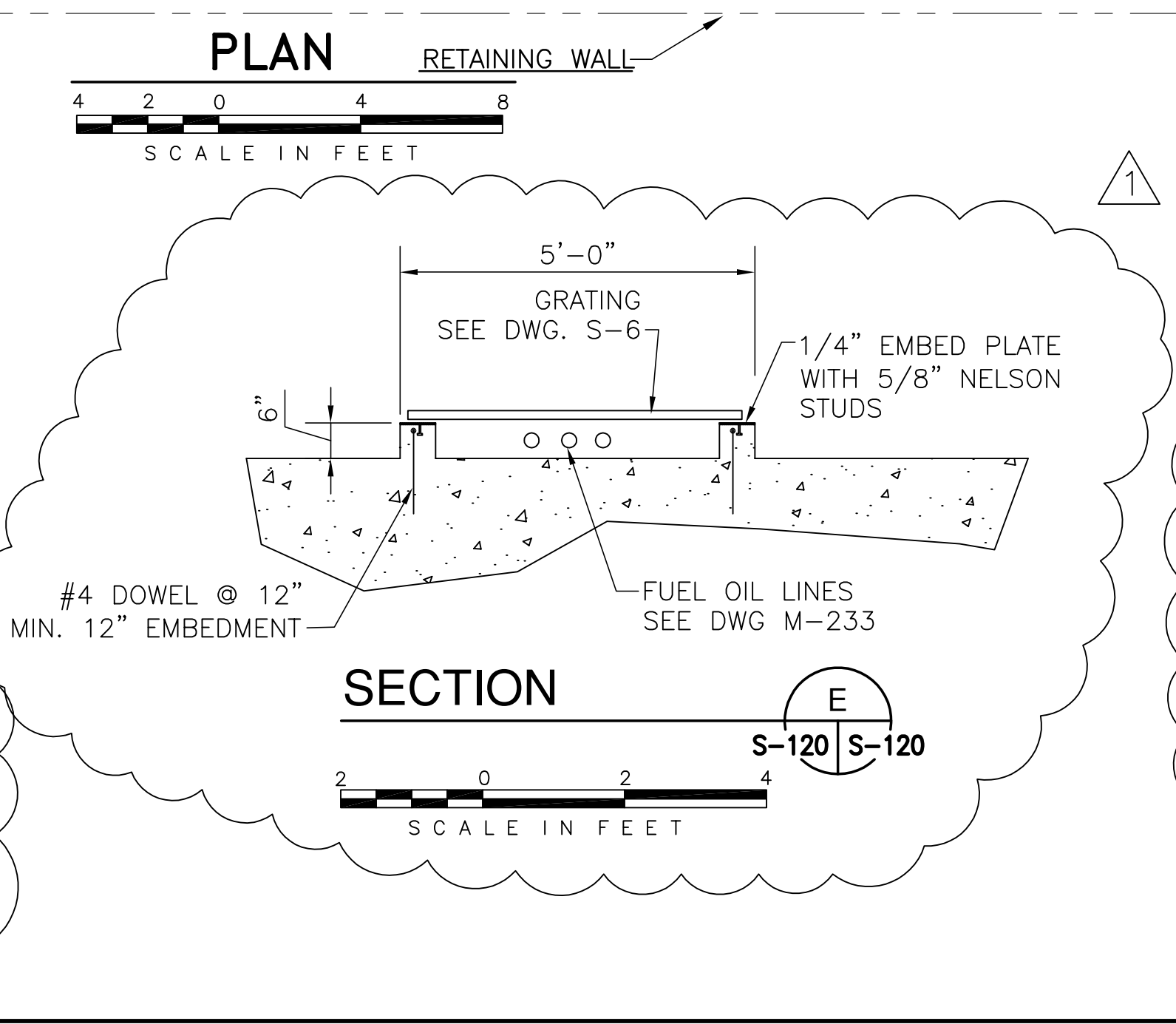
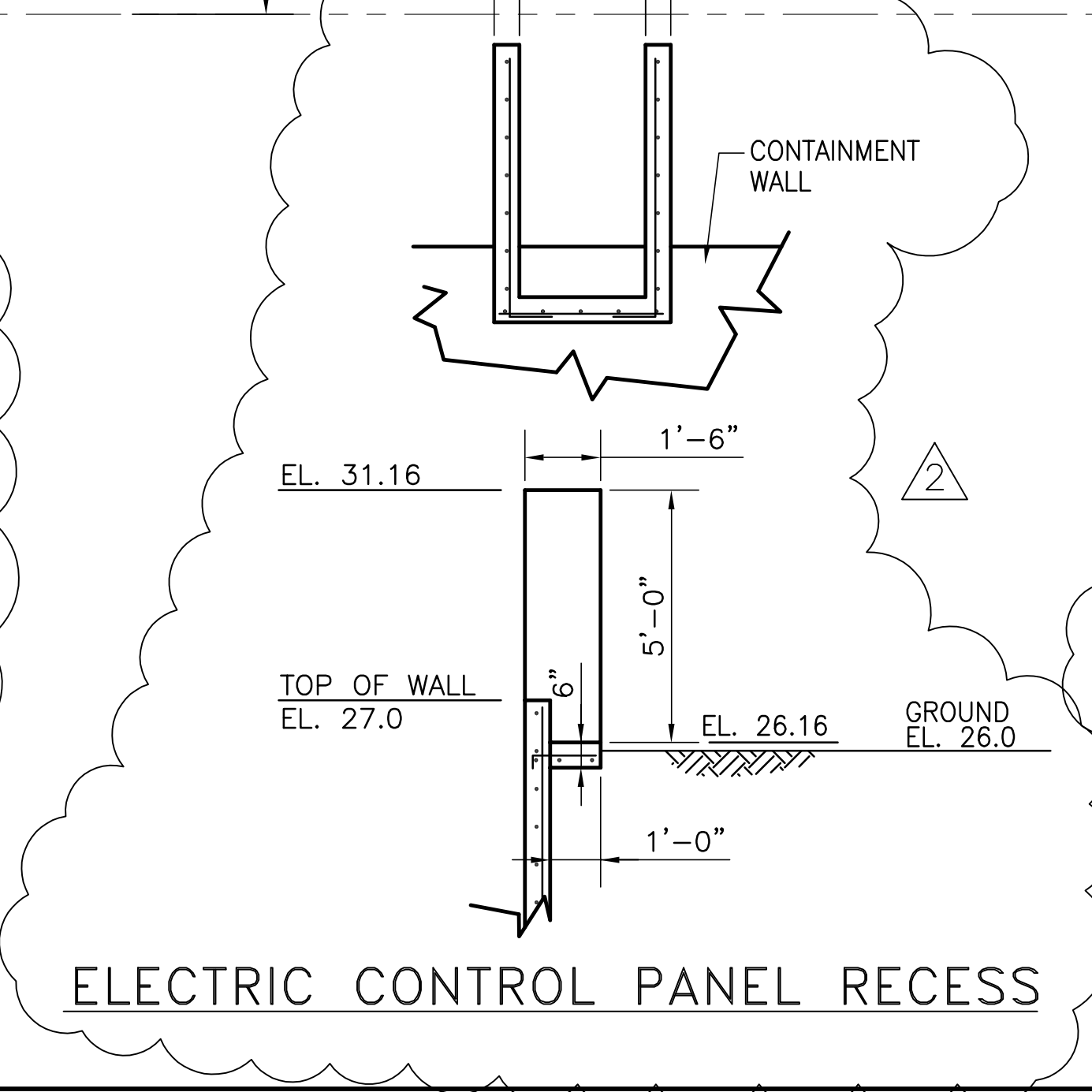
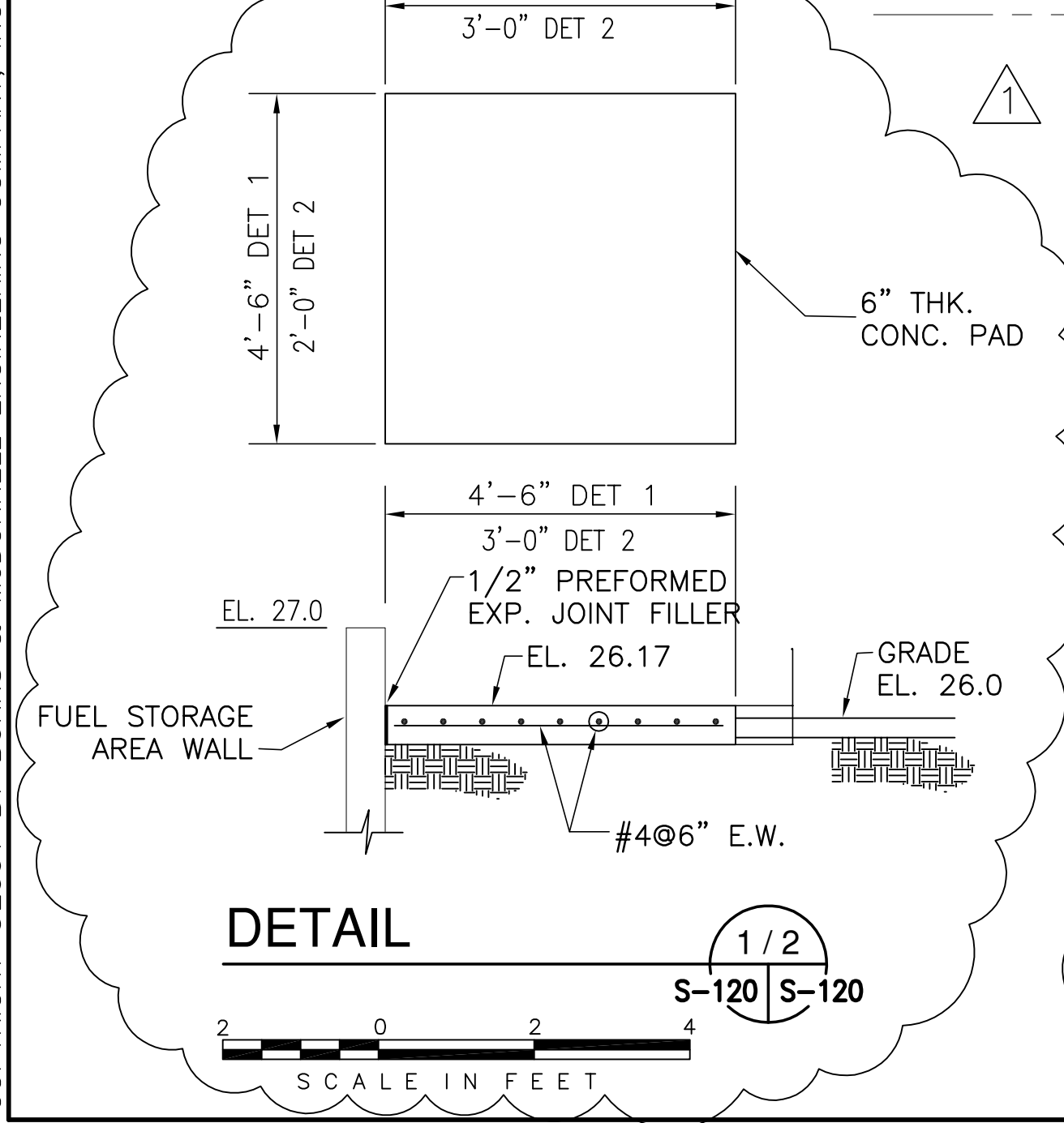
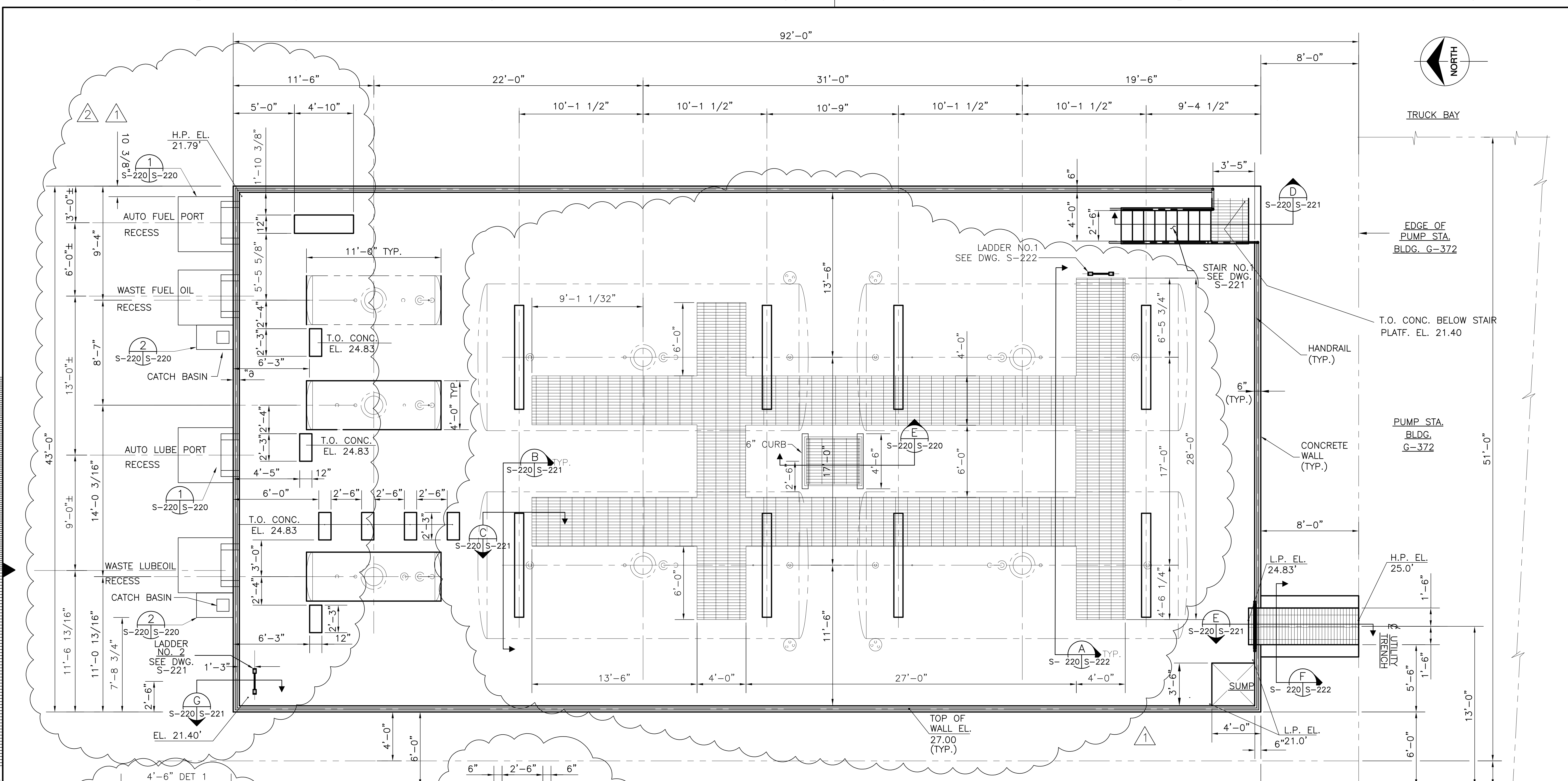
Scale For Microfilming  
 Millimeters  
 Scale For Microfilming  
 Inches



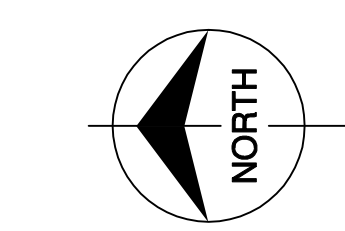
COPYRIGHT ©2001 BY BURNS & MCDONNELL ENGINEERING COMPANY, INC.

 <b>Brown Cunningham Gannuch</b> ENGINEERS, ARCHITECTS, CONSULTANTS METAFIRE LOUISIANA 70006 (504) 454-3866 License No. EB00008095		JCF EJM DER DER DATE 5/10/2001	NO. DWG CHKD DATE	REVISIONS
 <b>Burns &amp; McDonnell</b> SINCE 1888 9400 WARD PARKWAY KANSAS CITY, MO. 64114 Certification: EB0000253 BMCh 24930		<b>EVERGLADES CONSTRUCTION PROJECT</b> <b>STORMWATER TREATMENT AREA NO. 3/4</b> <b>PUMP STATIONS G-370 &amp; G-372</b> <b>PUMP STATION G-372</b> <b>REINFORCING DETAILS</b>		
<b>SOUTH FLORIDA</b> <b>WATER MANAGEMENT DISTRICT</b> EVERGLADES CONSTRUCTION PROJECT 3301 GUN CLUB ROAD WEST PALM BEACH, FLORIDA 33406		Rodney J. Gannuch, P.E. FLA. C.E. REG. NO. 53545		
CONTRACT NO. C-E304 DWG. NO. <b>S-219A</b>				

"RECORD DRAWINGS"

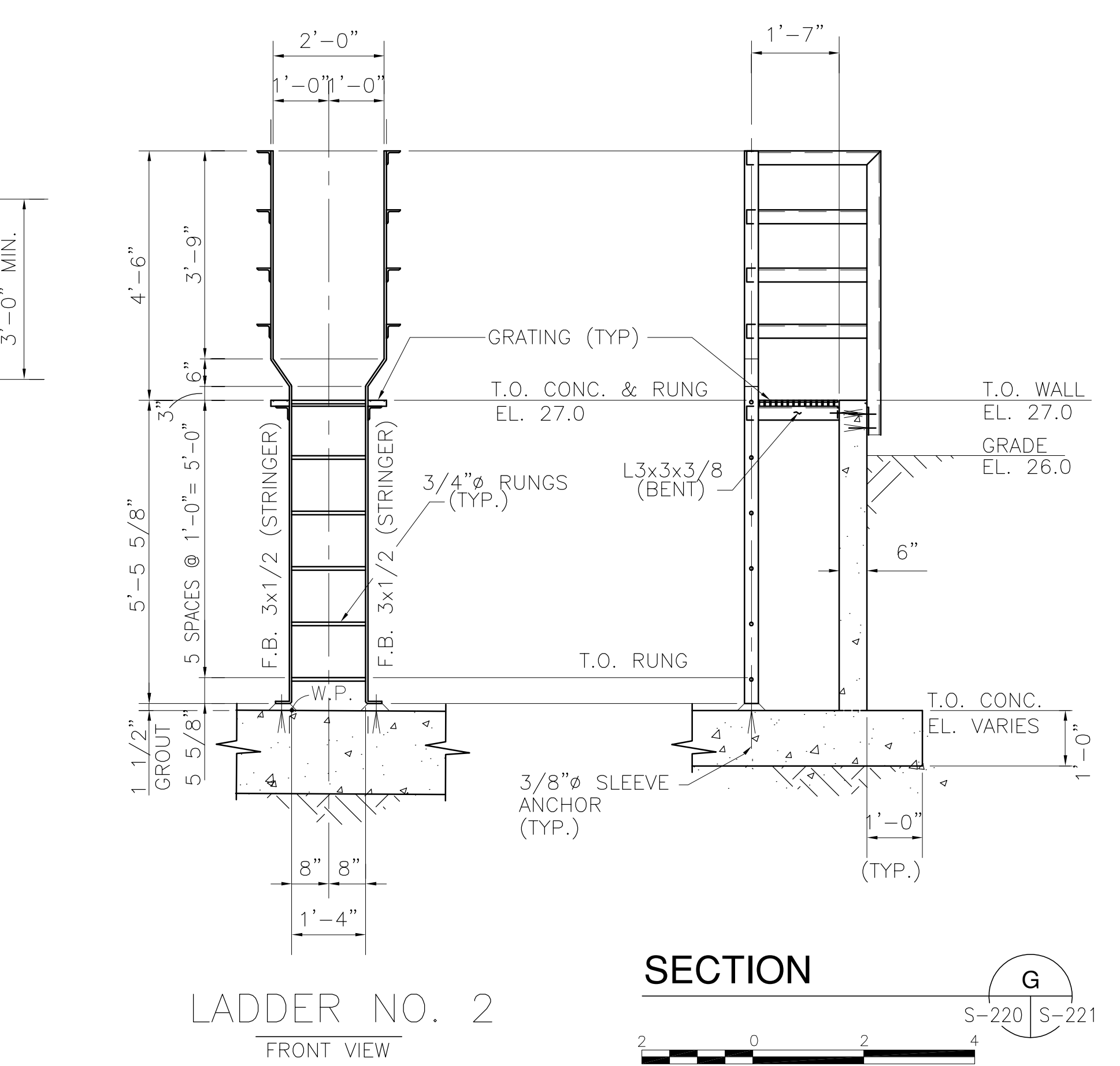
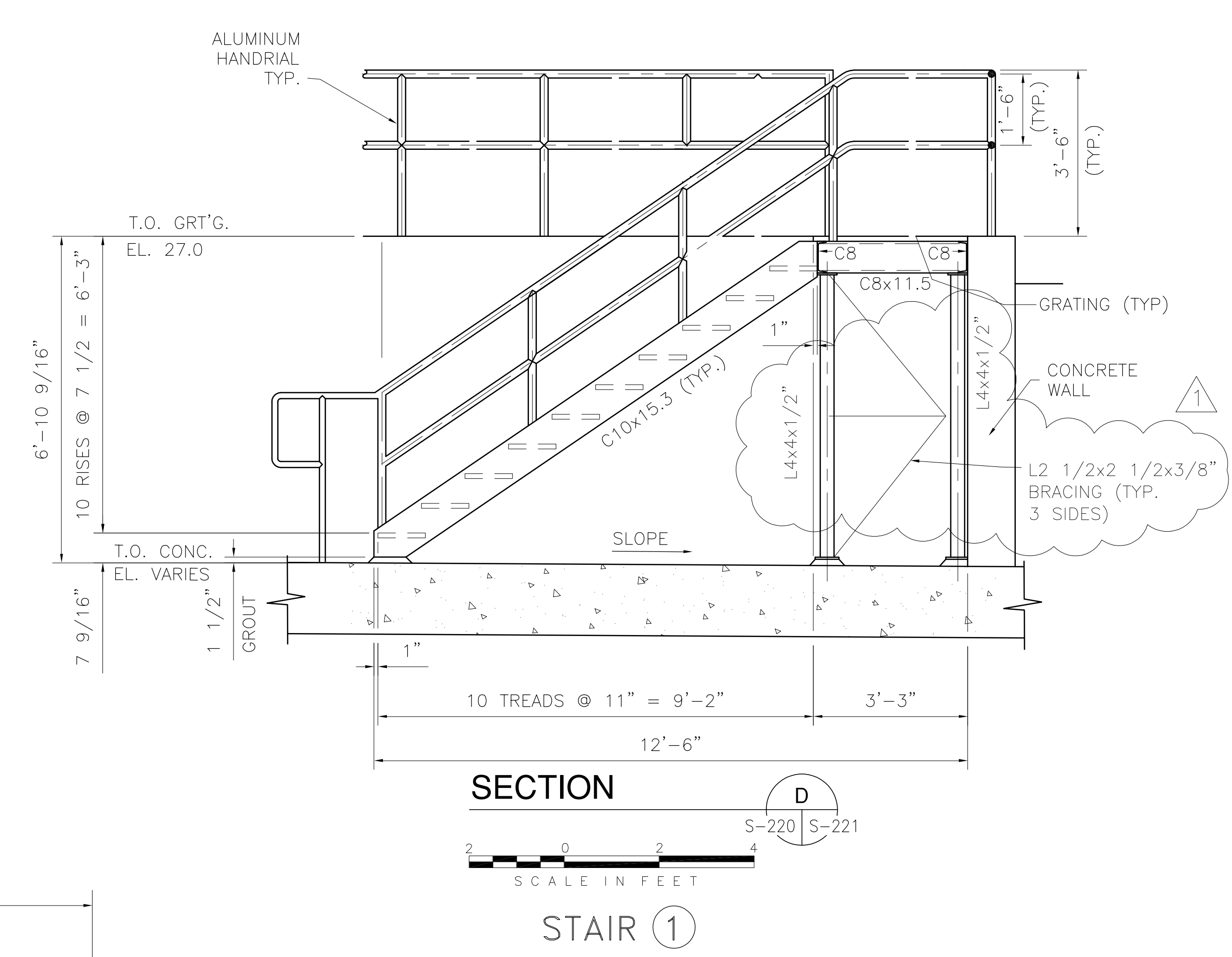
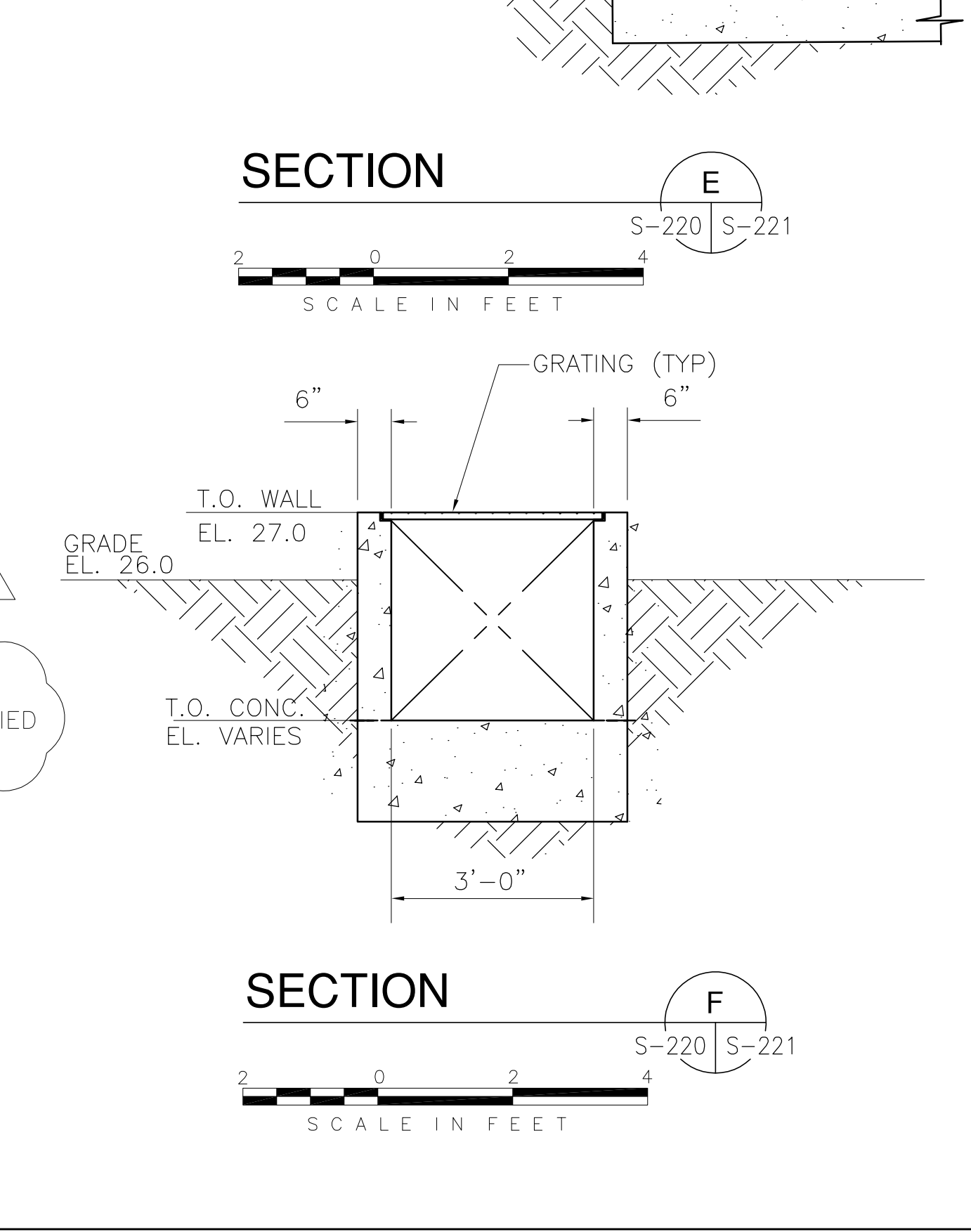
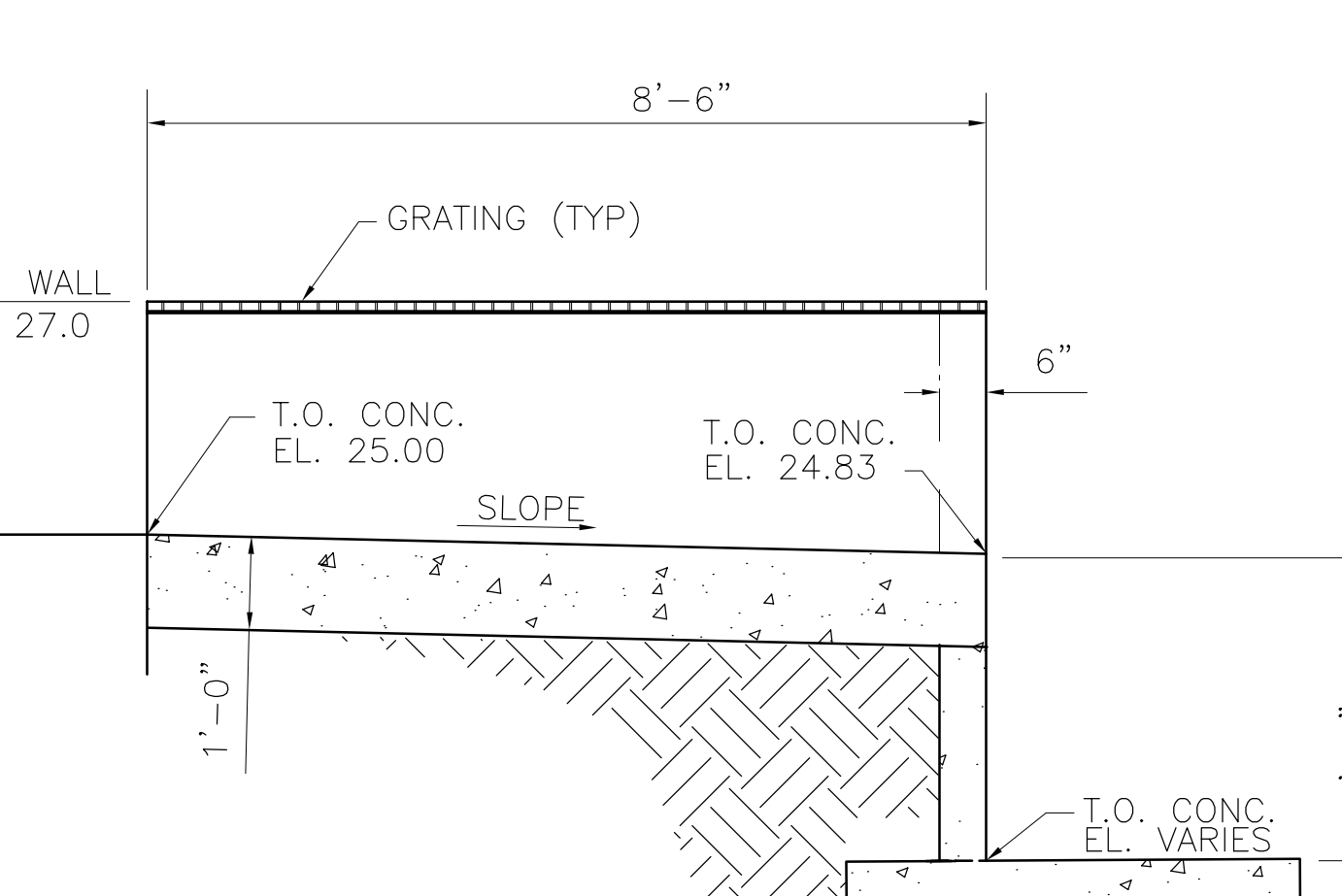
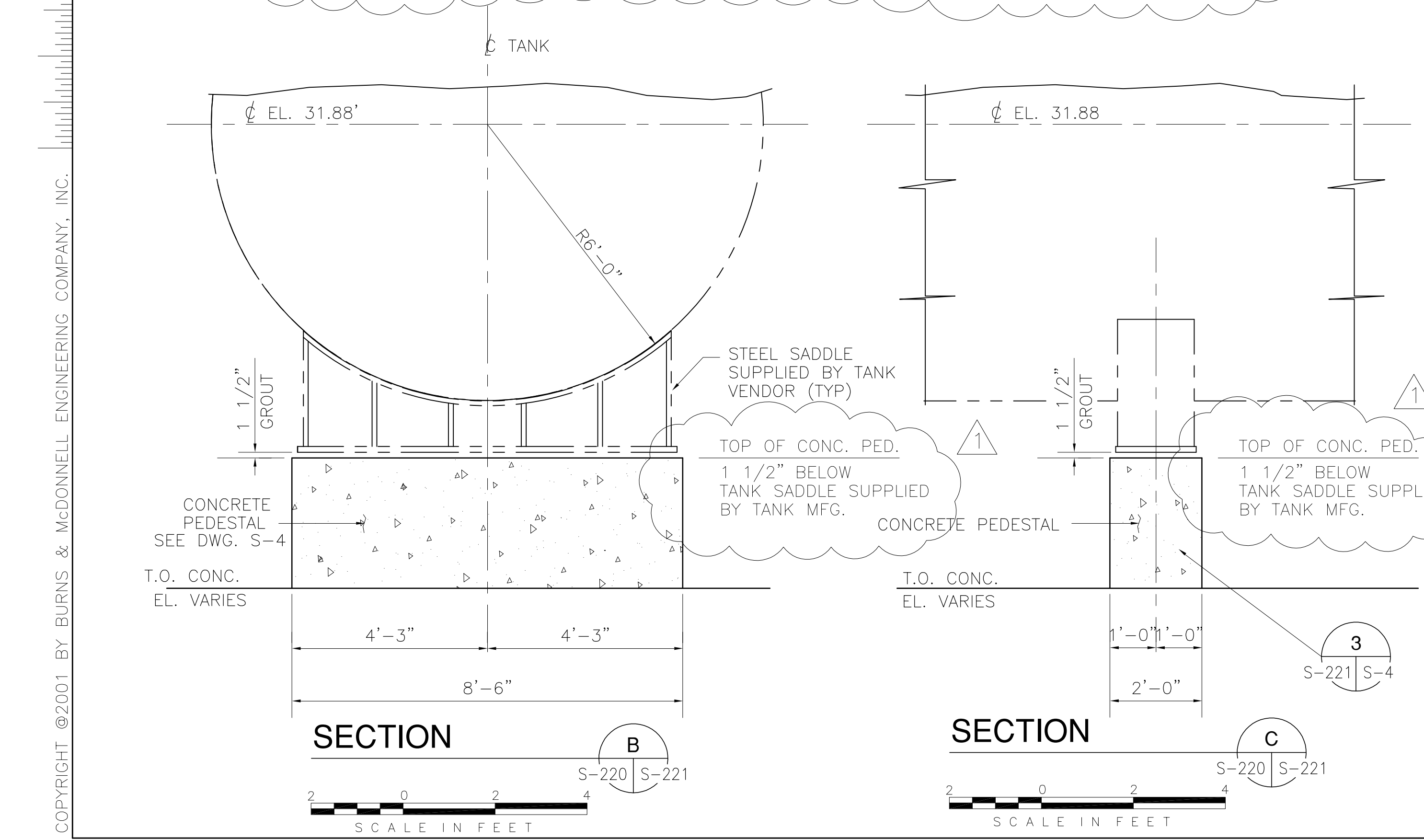
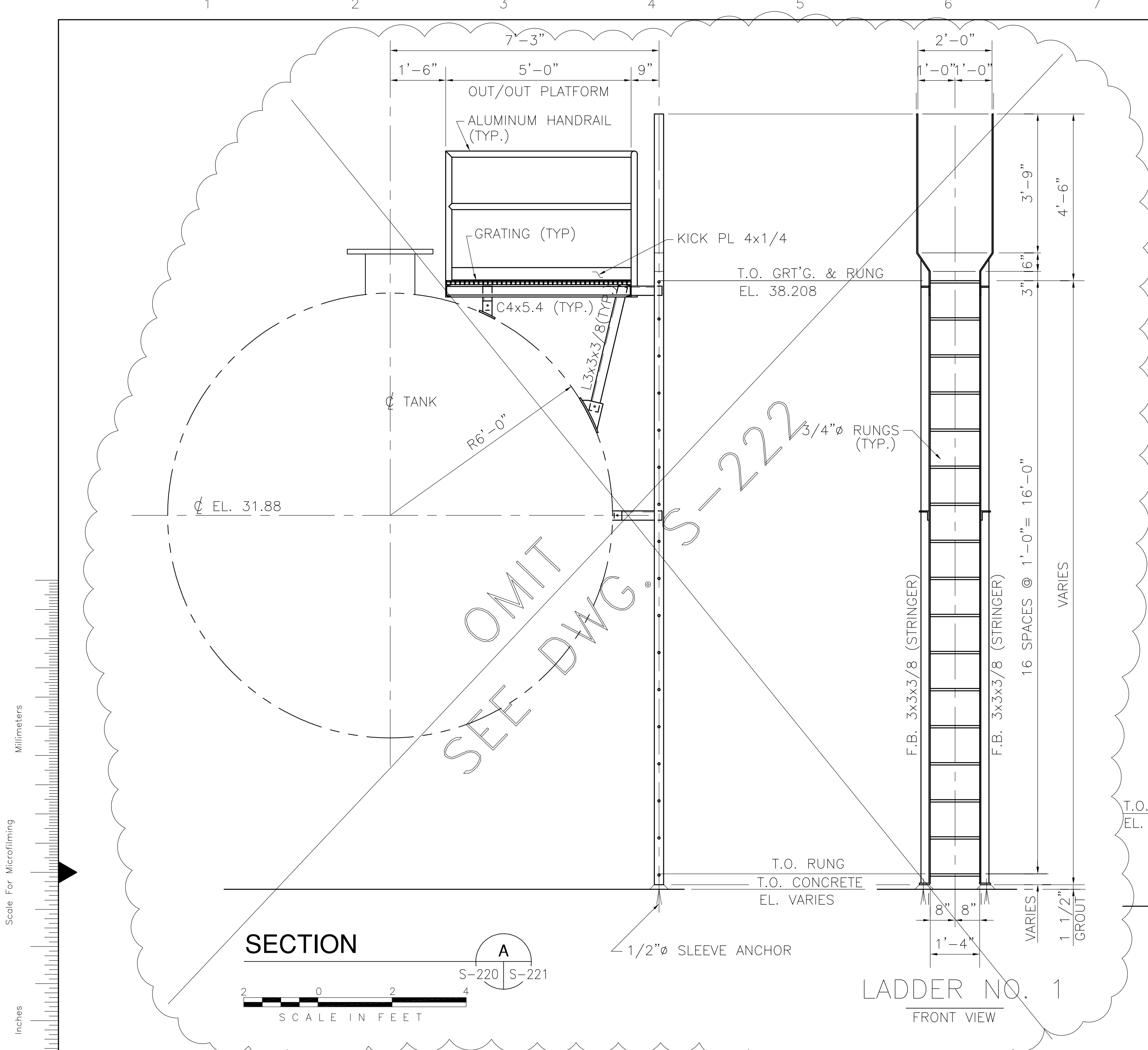


COPYRIGHT ©2001 BY BURNS & MCDONNELL ENGINEERING COMPANY, INC.



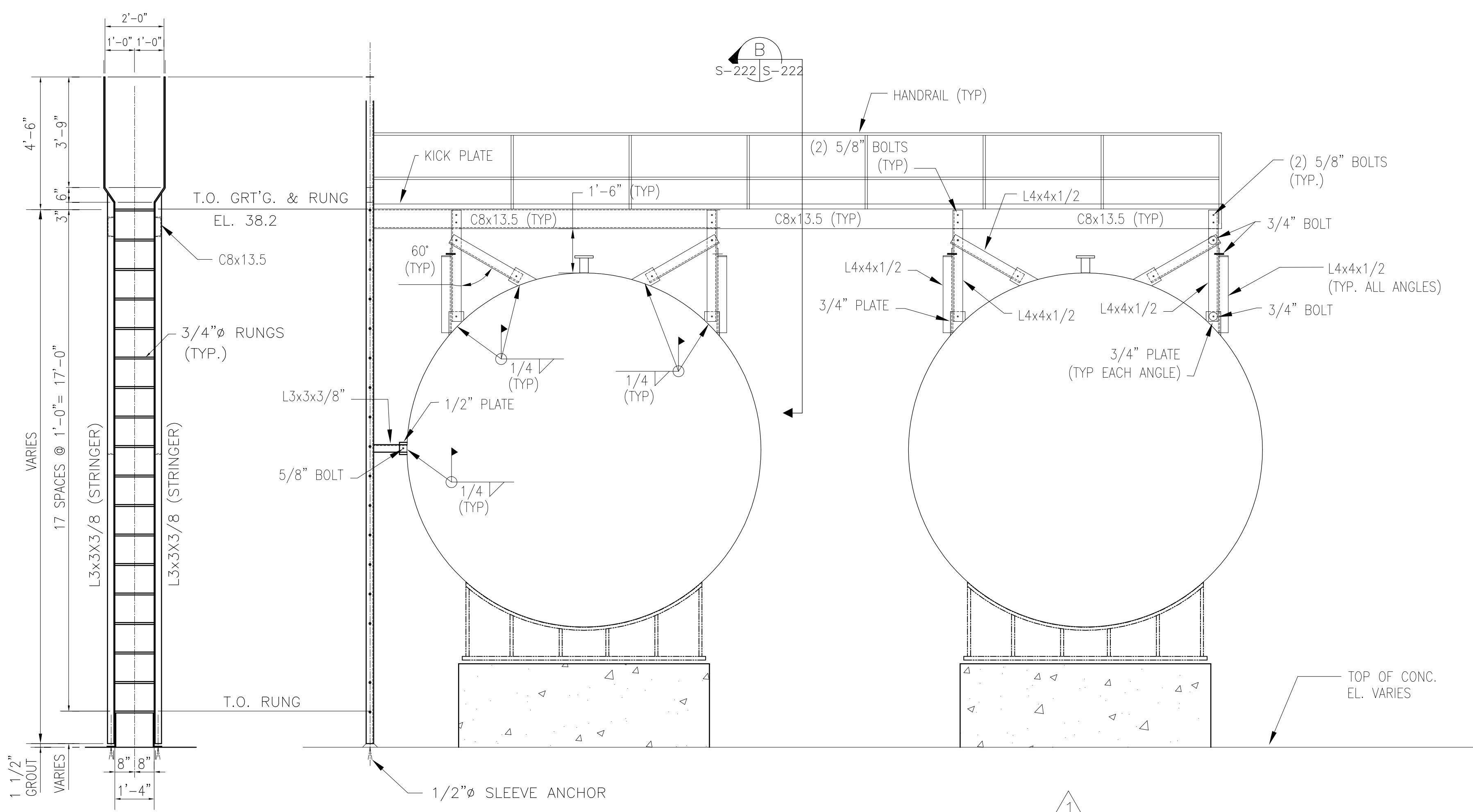
<b>Burns &amp; McDonnell</b> ENGINEERS, ARCHITECTS & CONSULTANTS 9400 WARD PARKWAY KANSAS CITY, MO. 64114 Certificate: ER0000253 License No. EB00008095		DRAWN: JCF CHKD: EJM DESIGN: J.L.B. CHKD: R/G DATE: 5/10/2001	REVISIONS NO.   DATE   CHKO   DATE 1         2         3         4         5         6         7         8         9         10         11         12         13         14         15         16
<b>EVERGLADES CONSTRUCTION PROJECT</b> STORMWATER TREATMENT AREA NO. 3/4 PUMP STATIONS G-370 & G-372 PUMP STATION G-372 FUEL OIL STORAGE AREA		JCF DER 7-11-01 REVISED PER ADDENDUM NO.4 USBJ DER 6-01-01 REVISED PER ADDENDUM NO.1 USBJ DER 6-01-01 REVISED PER ADDENDUM NO.1 NO.   DWN   CHKO   DATE	SOUTH FLORIDA WATER MANAGEMENT DISTRICT EVERGLADES CONSTRUCTION PROJECT 3301 GUN CLUB ROAD WEST PALM BEACH, FLORIDA 33406
CONTRACT NO. C-E304 DWG. NO. S-220		Rodney J. Gannuch, P.E. FLA. C.E. REG. NO. 53545	

"RECORD DRAWINGS"

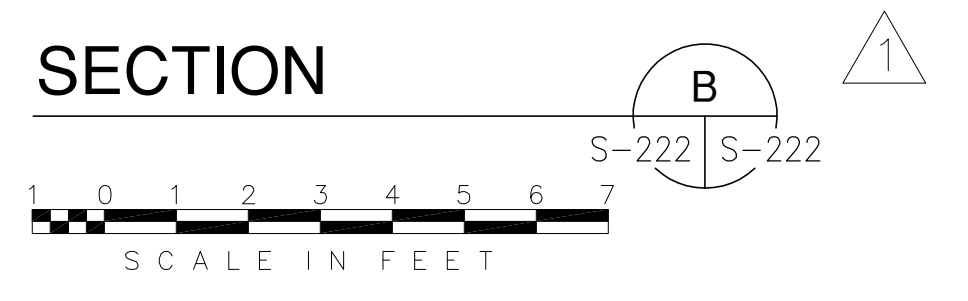
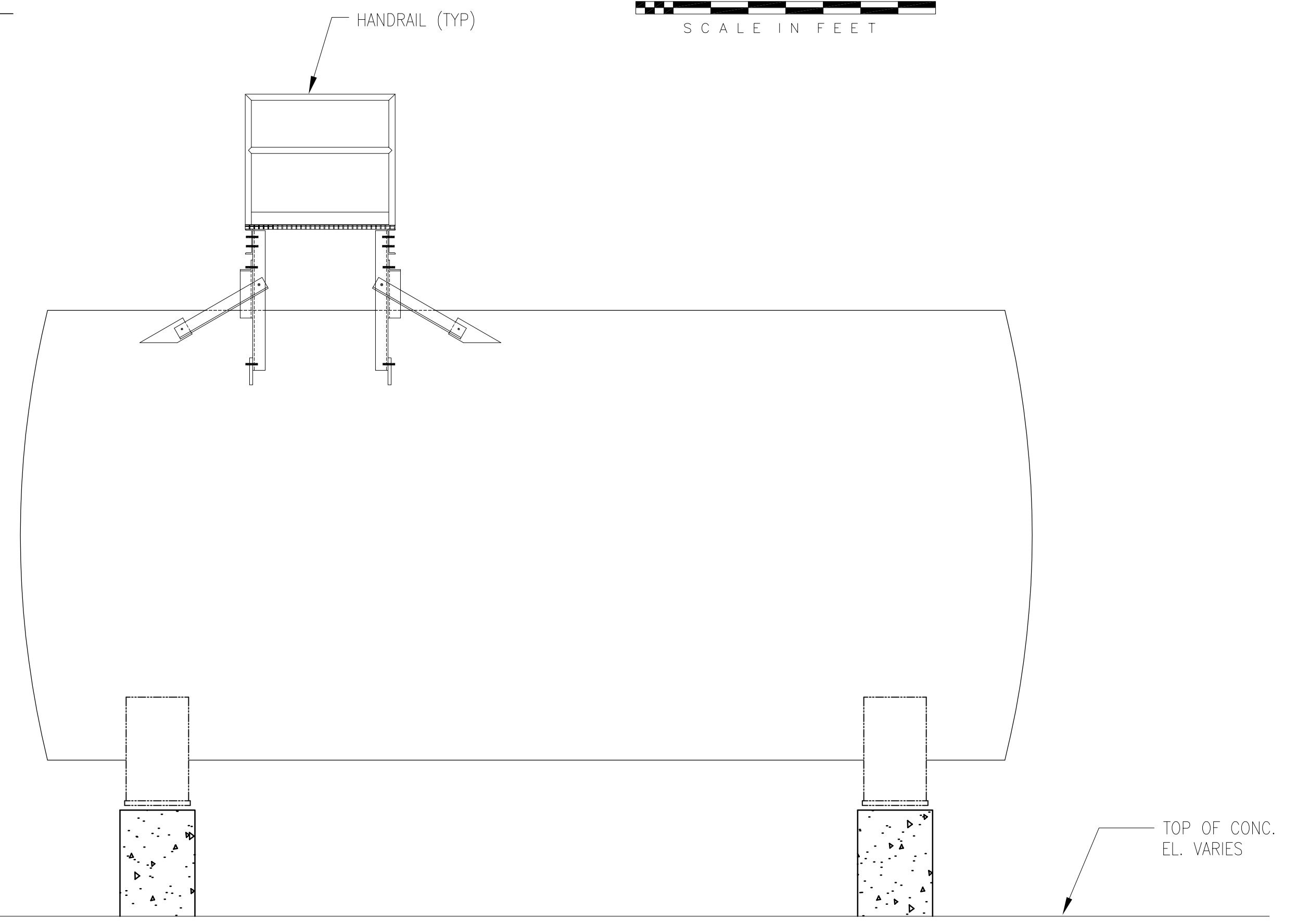


 Brown Cunningham Gannuch ENGINEERS • ARCHITECTS • CONSULTANTS METairie, LOUISIANA 70006 (504) 454-8866 License No. EB00008095		DRAWN: JCF CHKD: EJM DESIGN: DER R/C: R/G DATE: 5/10/2001	REVISIONS NO.   DWN   CHKD   DATE
 Burns & McDonnell SINCE 1888 9400 WARD PARKWAY KANSAS CITY, MO 64114 Certified EB0000223 EB01 24930		EVERGLADES CONSTRUCTION PROJECT STORMWATER TREATMENT AREA NO. 3/4 PUMP STATIONS G-370 & G-372 FUEL OIL STORAGE SECTIONS & DETAILS	
SOUTH FLORIDA WATER MANAGEMENT DISTRICT EVERGLADES CONSTRUCTION PROJECT 3301 GUN CLUB ROAD WEST PALM BEACH, FLORIDA 33406		Rodney J. Gannuch, P.E. FLA. C.E. REG. NO. 53545	
CONTRACT NO. C-E304 DWG. NO. S-221			

"RECORD DRAWINGS"



LADDER NO. 1  
FRONT-VIEW

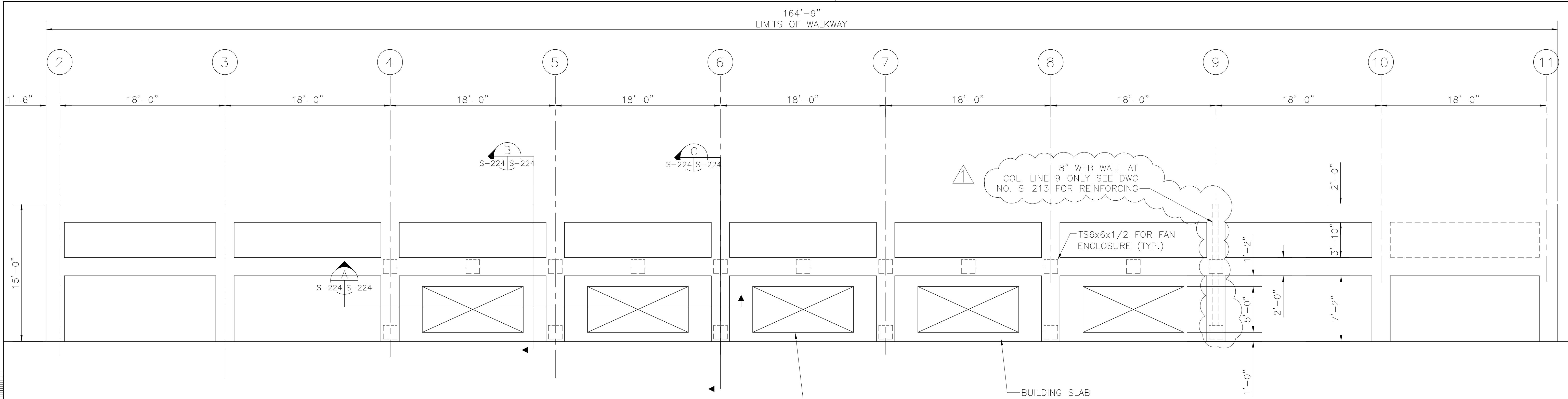


Scale For Microfilming  
Inches  
Millimeters

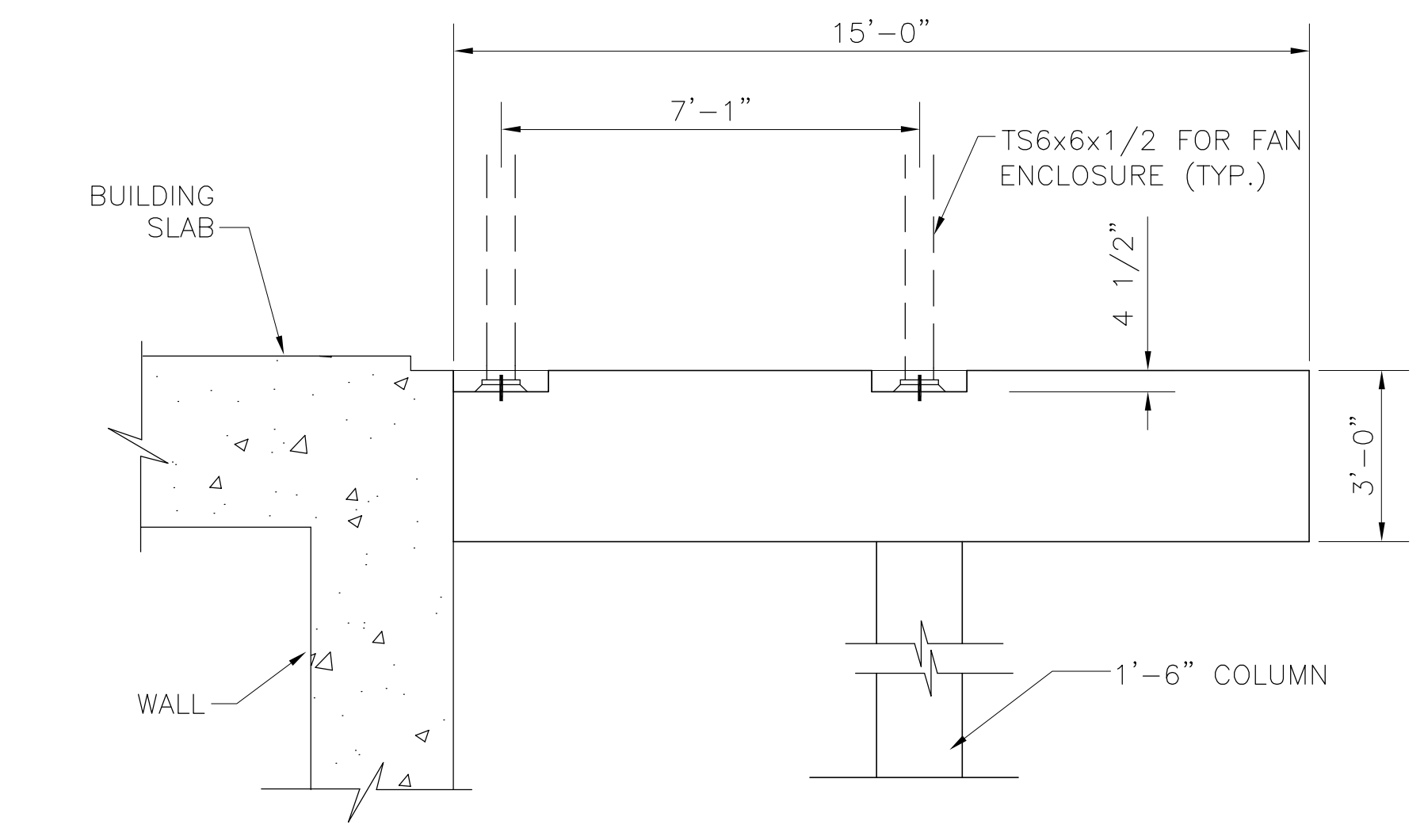
COPYRIGHT ©2001 BY BURNS & MCDONNELL ENGINEERING COMPANY, INC.

<p><b>Brown Cunningham Gannuch</b> ENGINEERS, ARCHITECTS &amp; CONSULTANTS METairie, LOUISIANA 70006 License No. EB00008095</p>		DRAWN: JSB CHKO: DER DESIGN: DER R/G: R/G DATE: 6/01/2001	NO. DWG: JSB DATE: 6-01-01 ADDED DWG. PER ADDENDUM NO. 1	REVISIONS
<p><b>Burns &amp; McDonnell</b> SINCE 1898 9400 WARD PARKWAY KANSAS CITY, MO 64114 Certification: EB0000253 BMK 24930</p>		EVERGLADES CONSTRUCTION PROJECT STORMWATER TREATMENT AREA NO. 3/4 PUMP STATIONS G-370 & G-372 PUMP STATION G-372 FUEL OIL STORAGE SECTIONS AND DETAILS		
SOUTH FLORIDA WATER MANAGEMENT DISTRICT EVERGLADES CONSTRUCTION PROJECT 3301 GUN CLUB ROAD WEST PALM BEACH, FLORIDA 33406		CONTRACT NO. C-E304 DWG. NO. S-222		

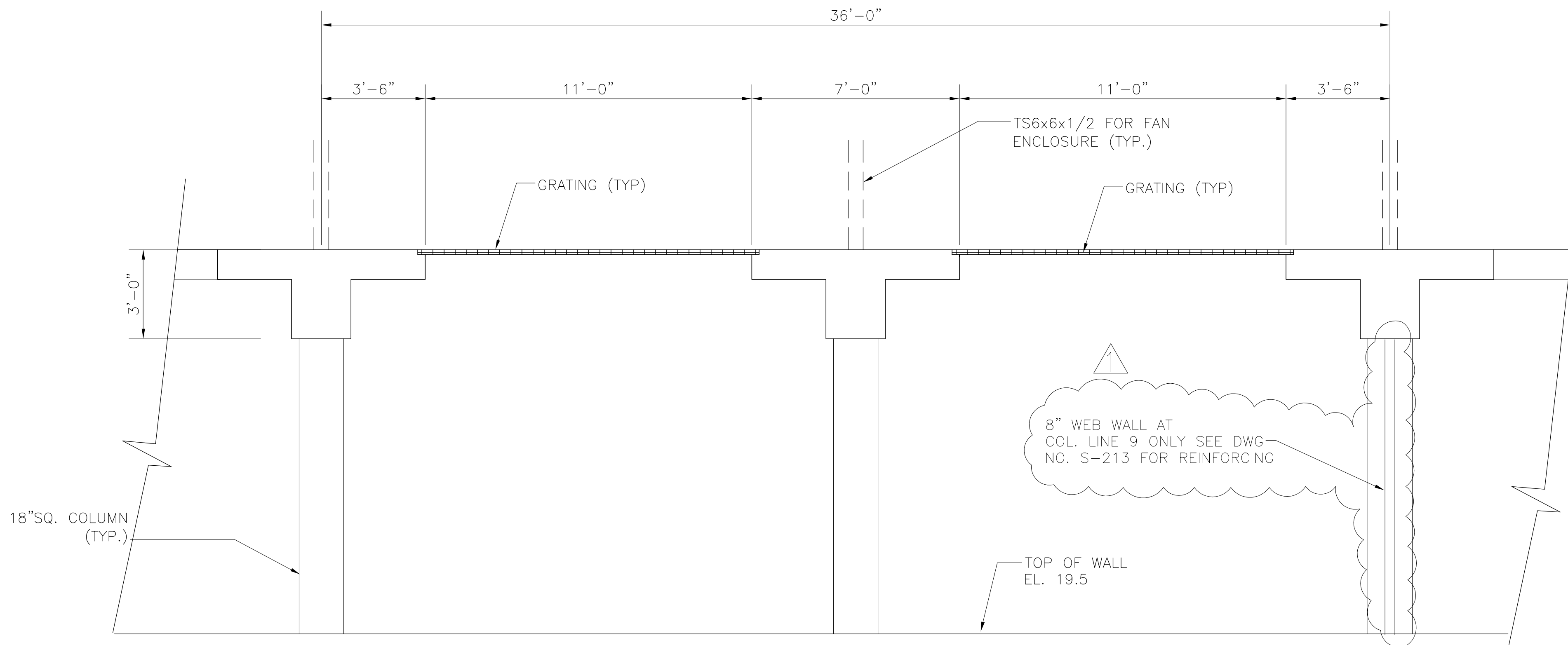
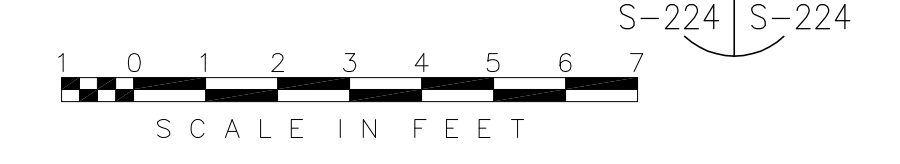
"RECORD DRAWINGS"



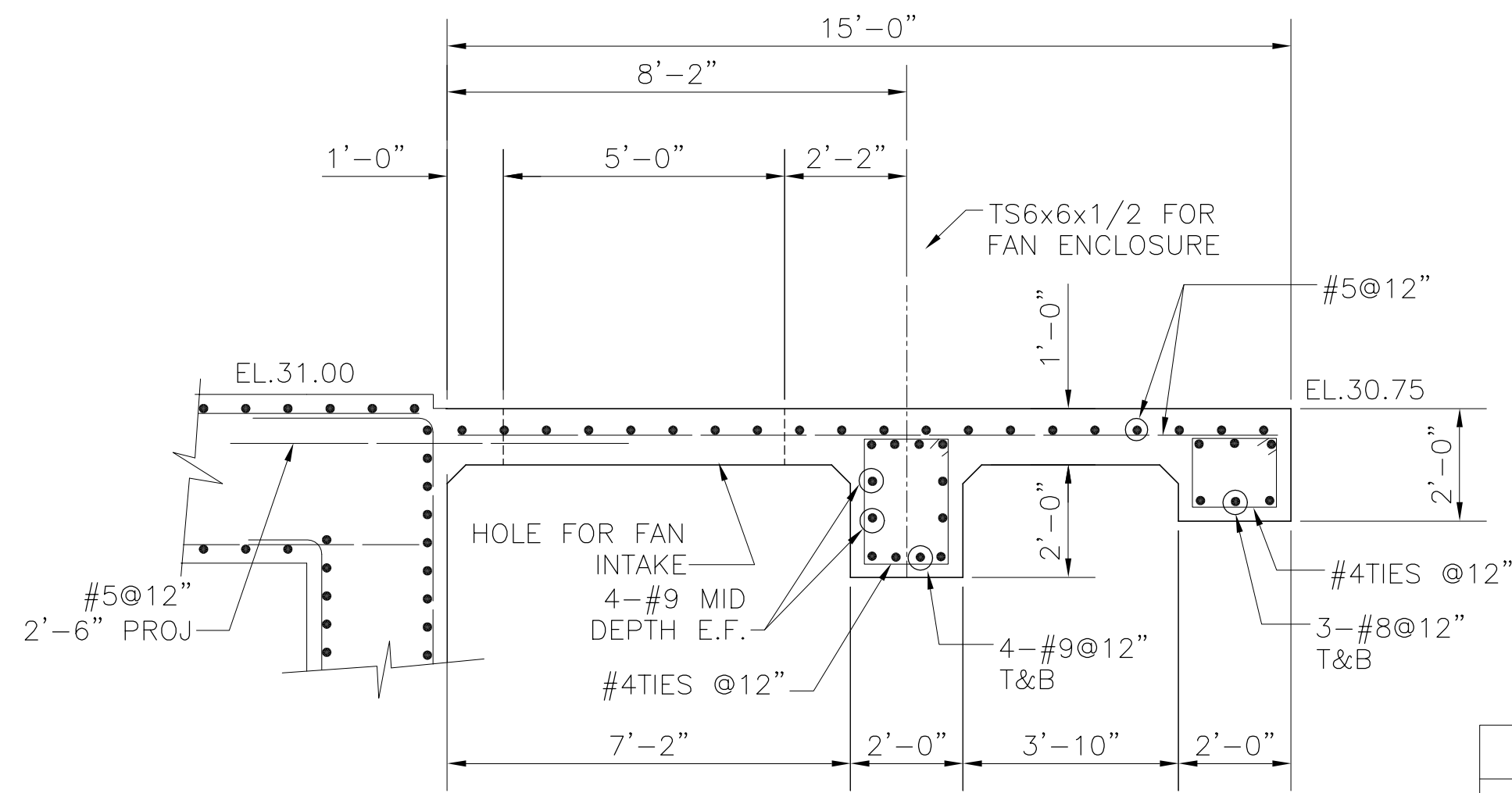
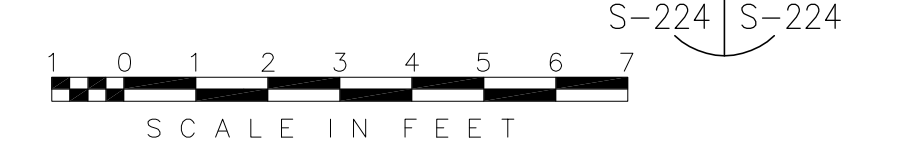
PLAN VIEW



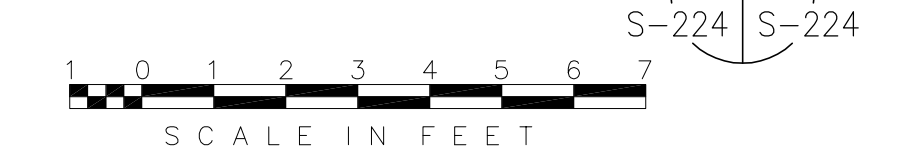
SECTION C



SECTION A



SECTION B



COPYRIGHT ©2001 BY BURNS & MCDONNELL ENGINEERING COMPANY, INC.

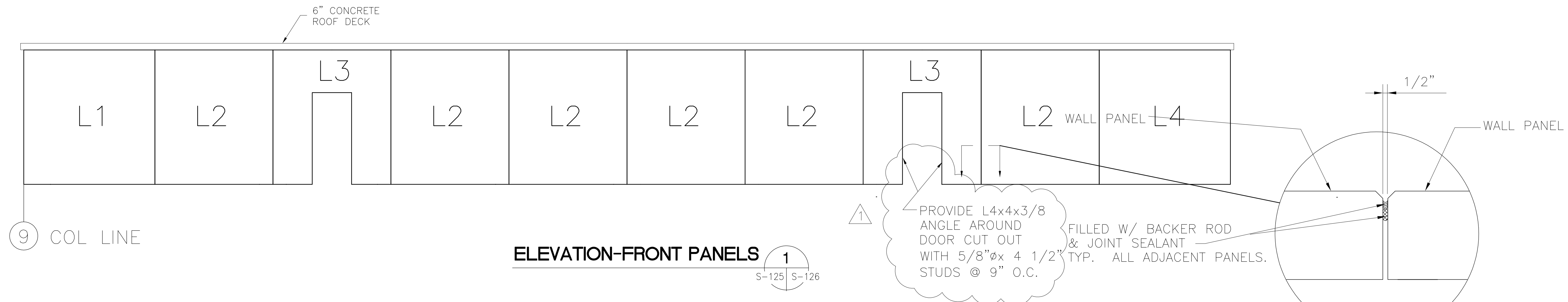
Scale For Microfilming  
Inches  
Scale For Microfilming  
Millimeters

 BROWN CUNNINGHAM GANNUCH ENGINEERS, ARCHITECTS, CONSULTANTS METairie, LOUISIANA 70006 (504) 454-8866 License No. EB0008095	EVERGLADES CONSTRUCTION PROJECT STORMWATER TREATMENT AREA NO. 3/4 PUMP STATIONS G-370 & G-372 STATION G-372 TYPICAL WALKWAY DETAILS	SOUTH FLORIDA WATER MANAGEMENT DISTRICT EVERGLADES CONSTRUCTION PROJECT 3301 GUN CLUB ROAD WEST PALM BEACH, FLORIDA 33406	RODNEY J. GANNUCH, P.E. FLA. C.E. REG. NO. 53545	CONTRACT NO. C-E304 DWG. NO. S-224
DRAWN: JSB CHKO: EJM DESIGN: DER R/C: R/C CHKO: JSB DATE: 5/10/2001	DER: 6-29-01 REVISED PER ADDENDUM NO. 3 NO. DWG: CHKO DATE:	REVISIONS	DATE:	REVISIONS

"RECORD DRAWINGS"

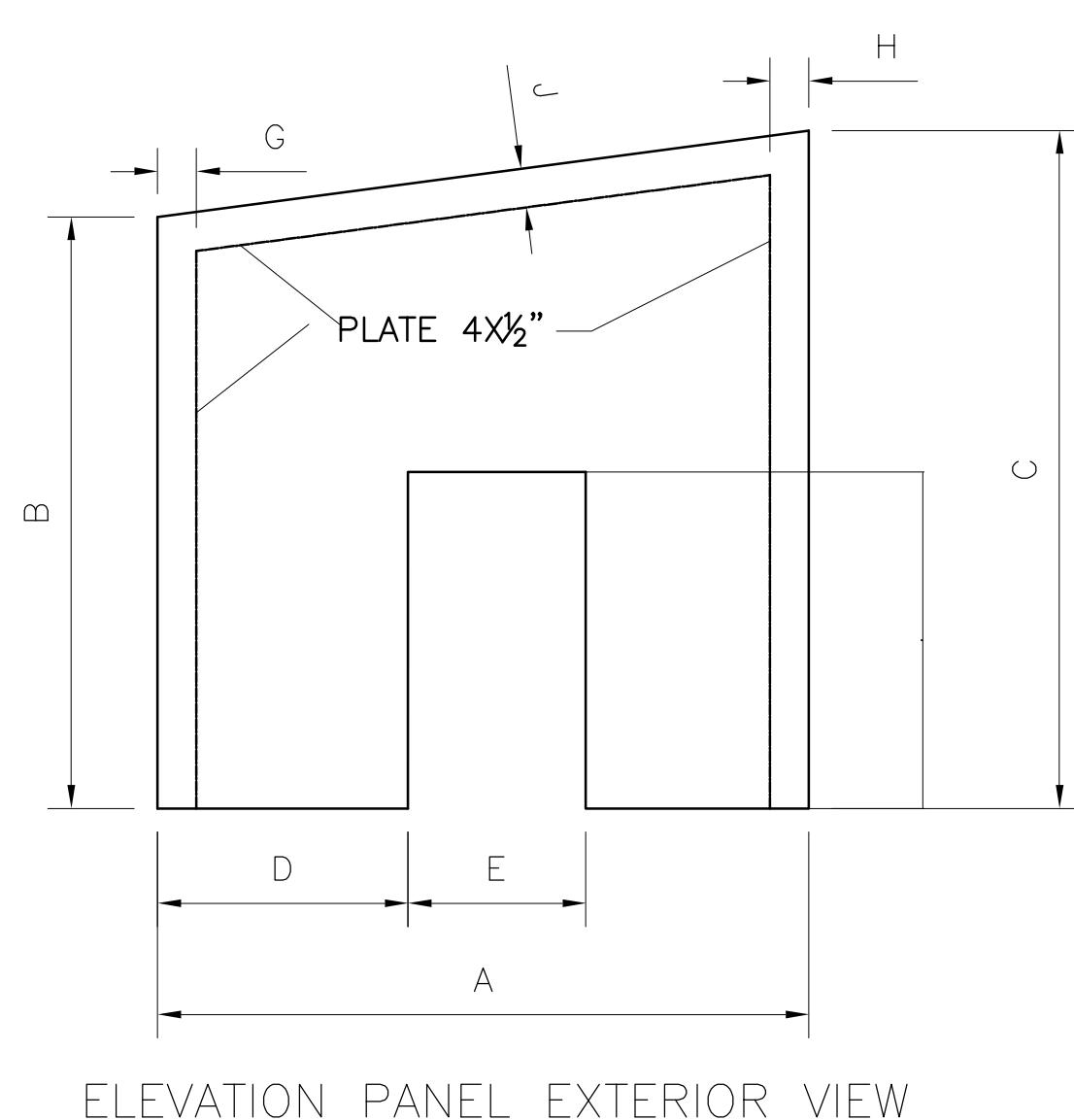






LEAN-TO WALL PANELS

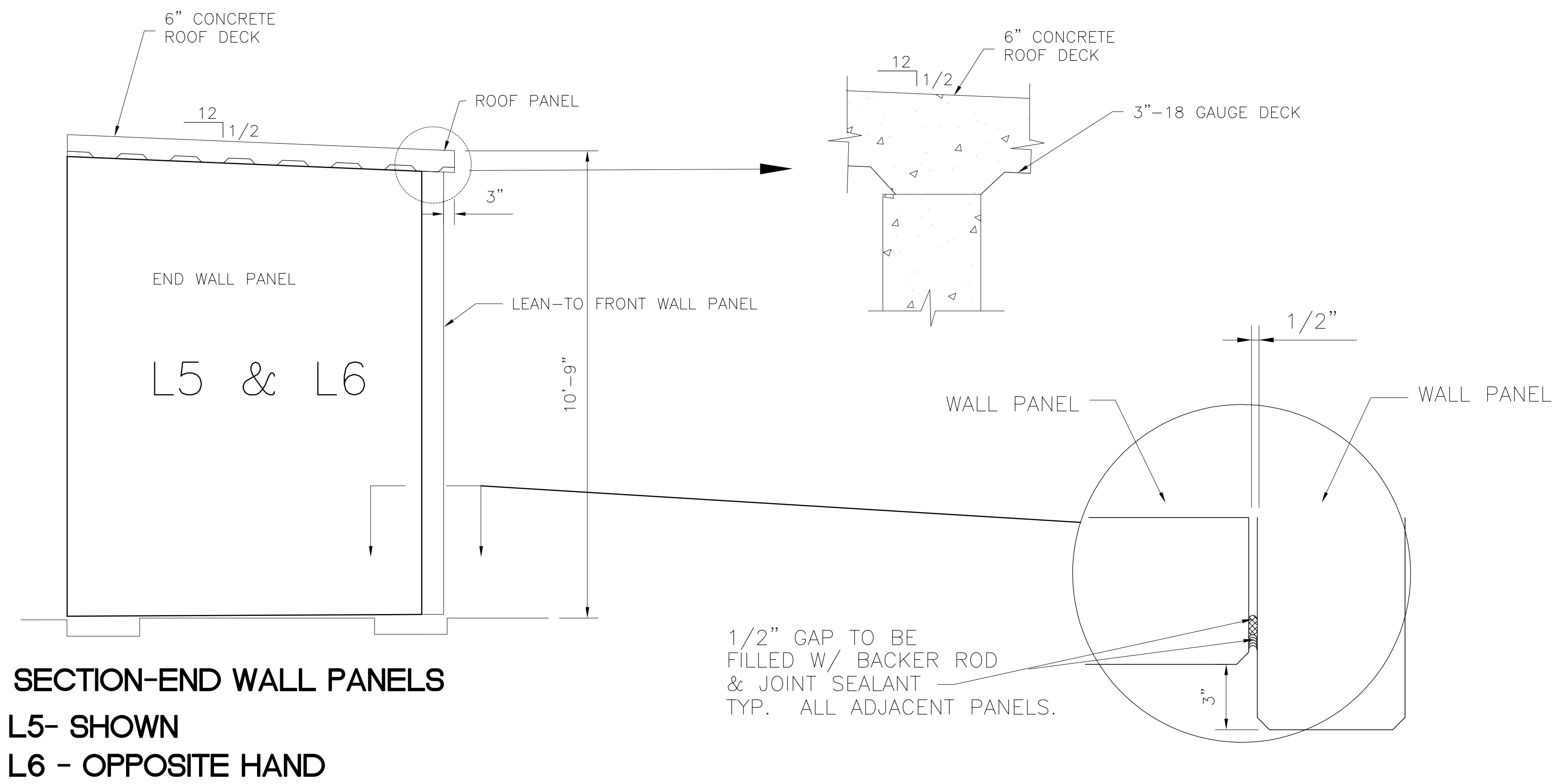
PANEL NUMBER	"A"	"B"	"C"	"D"	"E"	"F"	"G"	"H"	"J"
L1	9'-8 1/4"	10'-3"	10'-3"	-	-	-	0'-9"	0' 2 1/2"	0'-5 1/2"
L2	8'-11 1/2"	10'-3"	10'-3"	-	-	-	0'-2 1/2"	0'-2 1/2"	0'-5 1/2"
L3	8'-11 1/2"	10'-3"	10'-3"	2'-7 1/2"	3'-8 1/2"	7'-4 1/4"	0'-2 1/2"	0'-2 1/2"	0'-5 1/2"
L4	9'-8 1/4"	10'-3"	10'-3"	-	-	-	0'-2 1/2"	0'-9"	0'-5 1/2"
L5	8'-0 1/4"	10'-3"	10'-7"	-	-	-	1'-0 3/4"	0'-5 1/2"	0'-5 1/2"
L6	8'-0 1/4"	10'-7"	10'-3"	-	-	-	0'-5 1/2"	1'-0 3/4"	0'-5 1/2"



PILASTER HEIGHTS

NOTE: REFER TO SHEET SS-5 FOR PILASTER SECTIONS.

COLUMN LINE	COLUMN LINE	LOWER SEGMENT	MIDDLE SEGMENT	UPPER SEGMENT
SA	S1	20'-3"	-	22'-6"
SA	S2	20'-3"	-	22'-6"
SA	S3	20'-3"	-	22'-6"
SA	S4	20'-3"	-	22'-6"
SA	S5	20'-3"	-	22'-6"
SA	S6	20'-3"	-	22'-6"
SA	S7	20'-3"	-	22'-6"
SA	S8	20'-3"	-	22'-6"
SA	S9	20'-3"	-	22'-6"
SA	S10	20'-3"	-	22'-6"
SA	S11	20'-3"	-	22'-6"
SA	S12	20'-3"	-	22'-6"
SA	S13	20'-3"	-	22'-6"
SF	S1	20'-3"	-	19'-6"
SF	S2	20'-3"	-	19'-6"
SF	S3	20'-3"	-	19'-6"
SF	S4	10'-4"	9'-3"	19'-6"
SF	S5	10'-4"	9'-3"	19'-6"
SF	S6	10'-4"	9'-3"	19'-6"
SF	S7	10'-4"	9'-3"	19'-6"
SF	S8	10'-4"	9'-3"	19'-6"
SF	S9	10'-4"	9'-3"	19'-6"
SF	S10	20'-3"	-	19'-6"
SF	S11	20'-3"	-	19'-6"
SF	S12	20'-3"	-	19'-6"
SF	S13	20'-3"	-	19'-6"
S1	SB	20'-3"	-	22'-6"
S1	SC	20'-3"	-	22'-6"
S1	SD	20'-3"	-	22'-6"
S13	SB	20'-3"	-	22'-6"
S13	SC	20'-3"	-	22'-6"
S13	SD	20'-3"	-	22'-6"



REVISIONS

NO.	DATE	CHKD	DATE
1	5/10/2001	CHKO	5/10/2001

DRAWN: SFS  
 CHKO: EJM  
 DESIGN: DER  
 CHKO: DER  
 DATE: 5/10/2001

**Brown Cunningham Gannuch**  
 ENGINEERS • ARCHITECTS • CONSULTANTS  
 METairie, LOUISIANA 70006  
 (504) 454-5866  
 License No. EB00008095

**Burns & McDonnell**  
 SINCE 1888  
 9400 WARD PARKWAY  
 KANSAS CITY, MO 64114  
 Certificate: EB0000253  
 Bldg. 24930

EVERGLADES CONSTRUCTION PROJECT  
 STORMWATER TREATMENT AREA NO. 3/4  
 PUMP STATIONS G-370 & G-372  
 STATIONS G-372  
 PANEL FOR ENCLOSURE

SOUTH FLORIDA  
 WATER MANAGEMENT DISTRICT  
 EVERGLADES CONSTRUCTION PROJECT  
 3301 GUN CLUB ROAD  
 WEST PALM BEACH, FLORIDA 33406

Rodney J. Gannuch, P.E.  
 FLA. C.E. REG. NO. 53545

CONTRACT NO. C-E304  
 DWG. NO. S-226

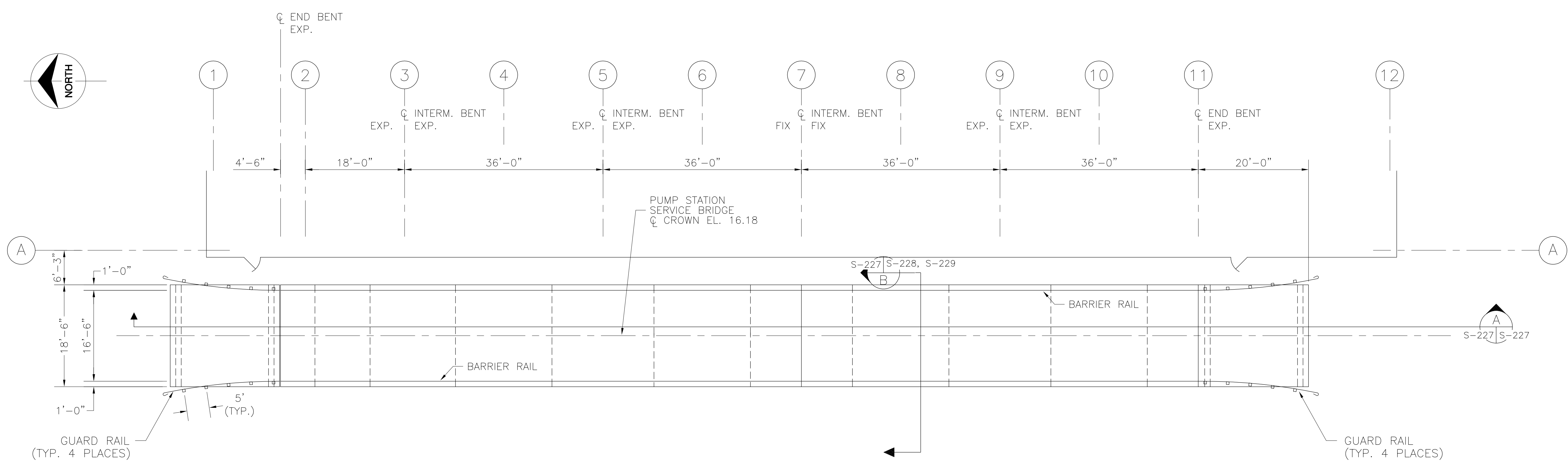
"RECORD DRAWINGS"

COPYRIGHT ©2001 BY BURNS & McDONNELL ENGINEERING COMPANY, INC.

Scale For Microfilming

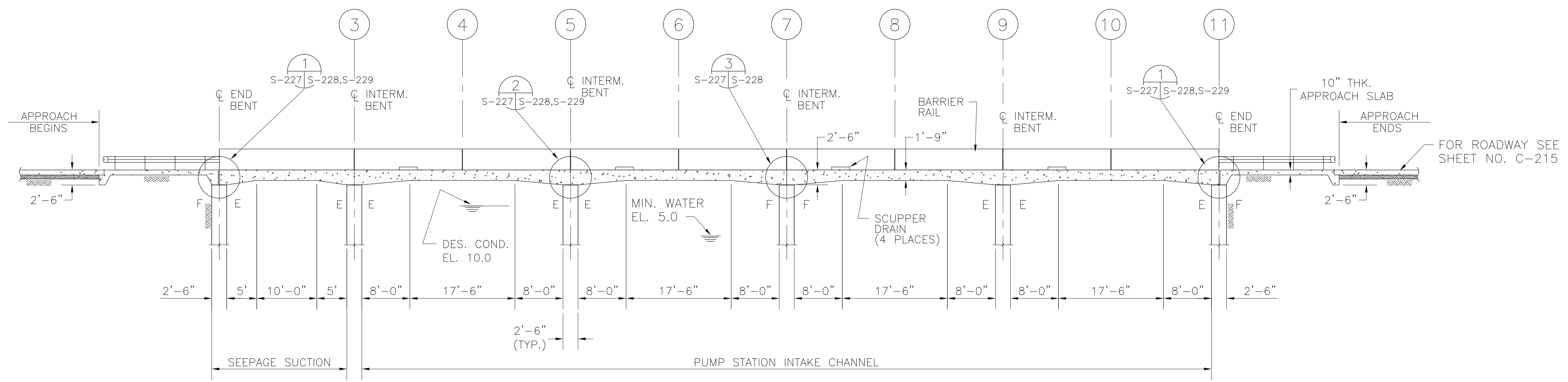
Inches

Millimeters

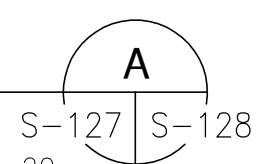


PLAN

NOTE: CATWALK OMITTED FOR CLARITY



SECTION



- NOTES:
- 1) THE DESIGN WIND SPEED IS BASED ON A BASIC WIND SPEED VELOCITY OF 150 M.P.H. ASCE 7-98, FIG. 6.1 AND AASHTO ARTICLE 3.15.
  - 2) DESIGN SPEED OF BRIDGE SHALL BE 15 M.P.H..

Rodney J. Gannuch, P.E.  
 FLA. C.E. REG. NO. 53545

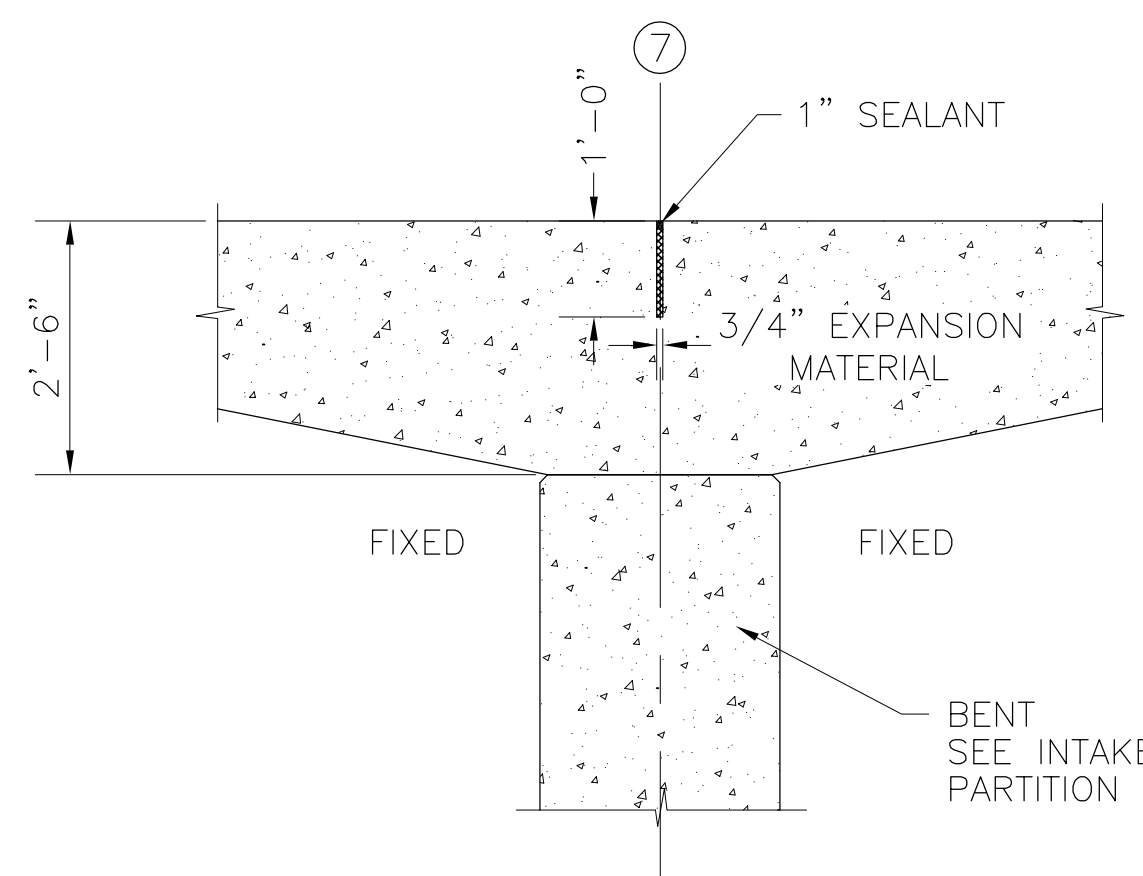
<p><b>Brown Cunningham Gannuch</b>        ENGINEERS • ARCHITECTS • CONSULTANTS        METairie, LOUISIANA 70006        License No. EB00008095</p>		DRAWN: SDC III CHKD: EJM DESIGN: RMG R/C: R/C DATE: 5/10/2001	NO.   DWG.   CHKD.   DATE.   REVISIONS
<p><b>Burns &amp; McDonnell</b>        SINCE 1938        9400 WARD PARKWAY        KANSAS CITY, MO 64114        Central Region 24930</p>		EVERGLADES CONSTRUCTION PROJECT STORMWATER TREATMENT AREA NO. 3/4 PUMP STATIONS G-370 & G-372 PUMP STATION G-372 INTAKE BASIN BRIDGE	
SOUTH FLORIDA WATER MANAGEMENT DISTRICT EVERGLADES CONSTRUCTION PROJECT 3301 GUN CLUB ROAD WEST PALM BEACH, FLORIDA 33406		CONTRACT NO. C-E304 DWG. NO. S-227	

"RECORD DRAWINGS"

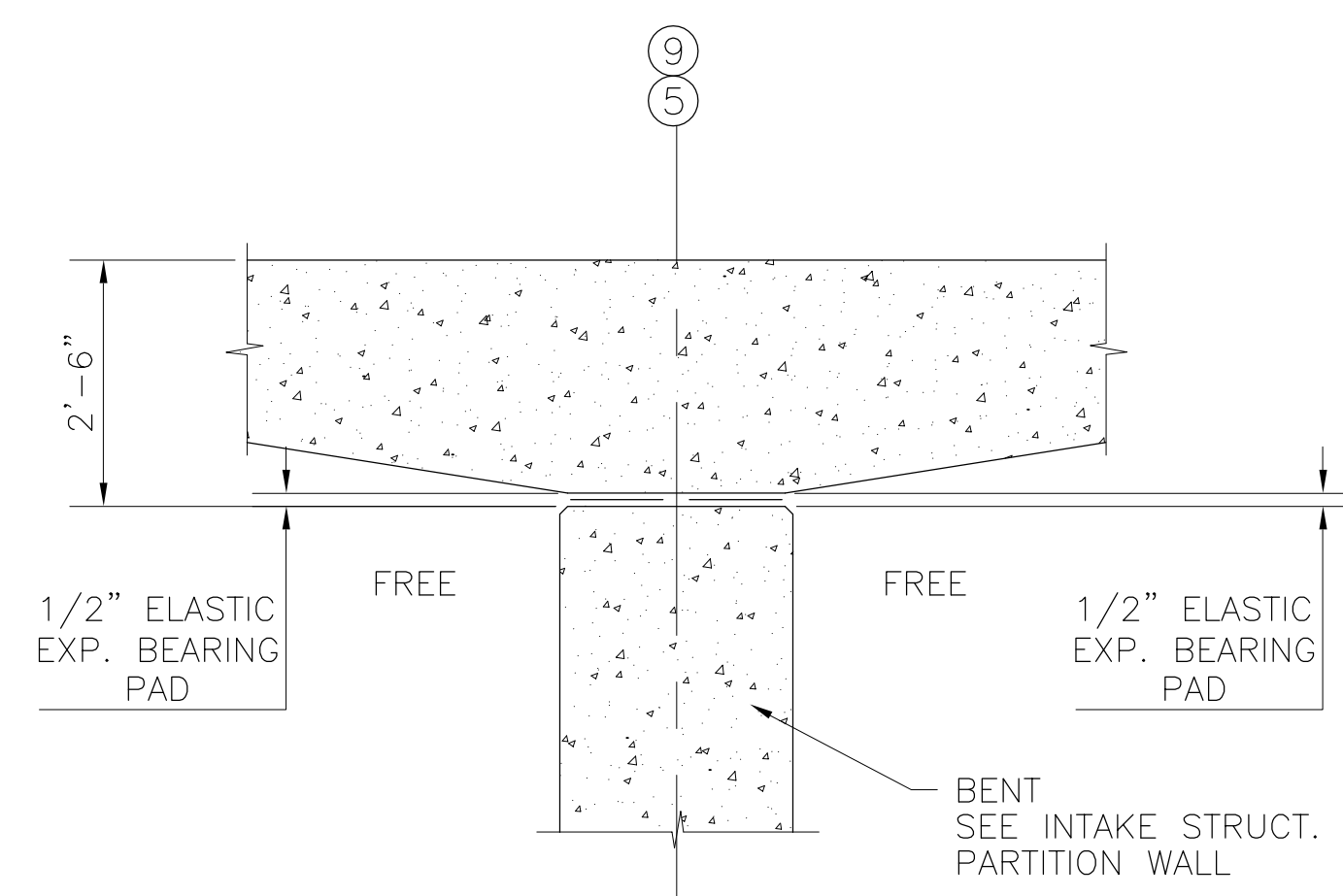
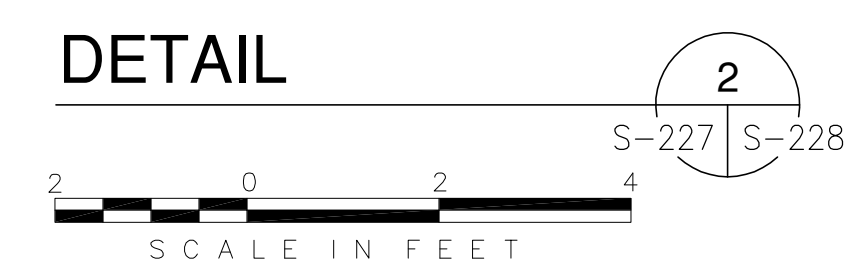
COPYRIGHT ©2001 BY BURNS & MCDONNELL ENGINEERING COMPANY, INC.

Scale For Microfilming  
Inches  
Millimeters

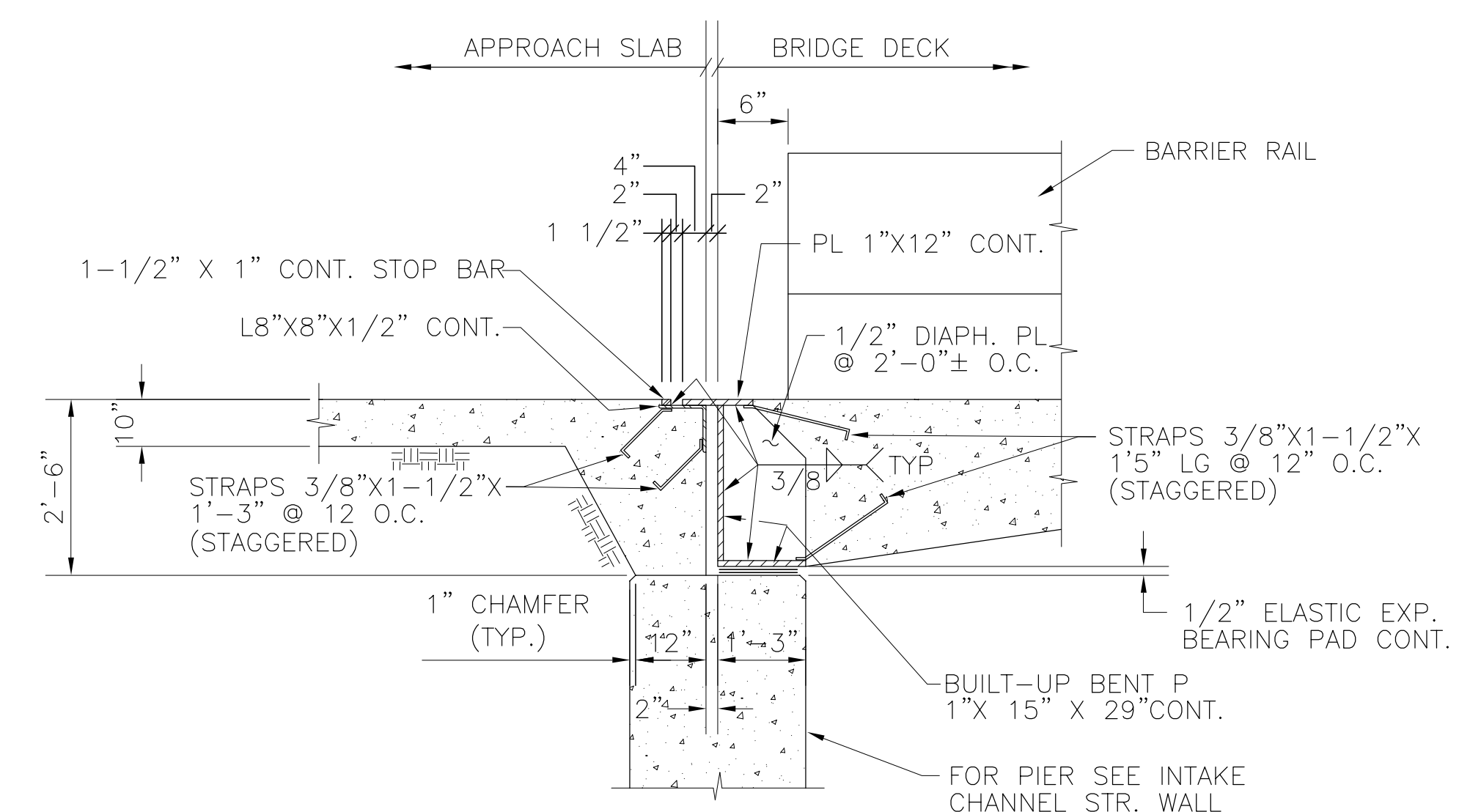
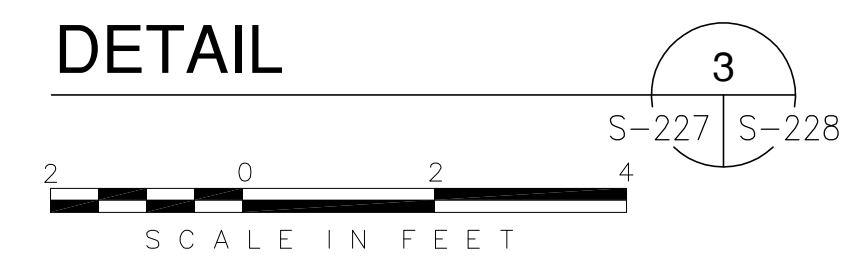
Copyright © 2001 by Burns & McDonnell Engineering Company, Inc.  
 Scale For Microfilming  
 Millimeters  
 Inches



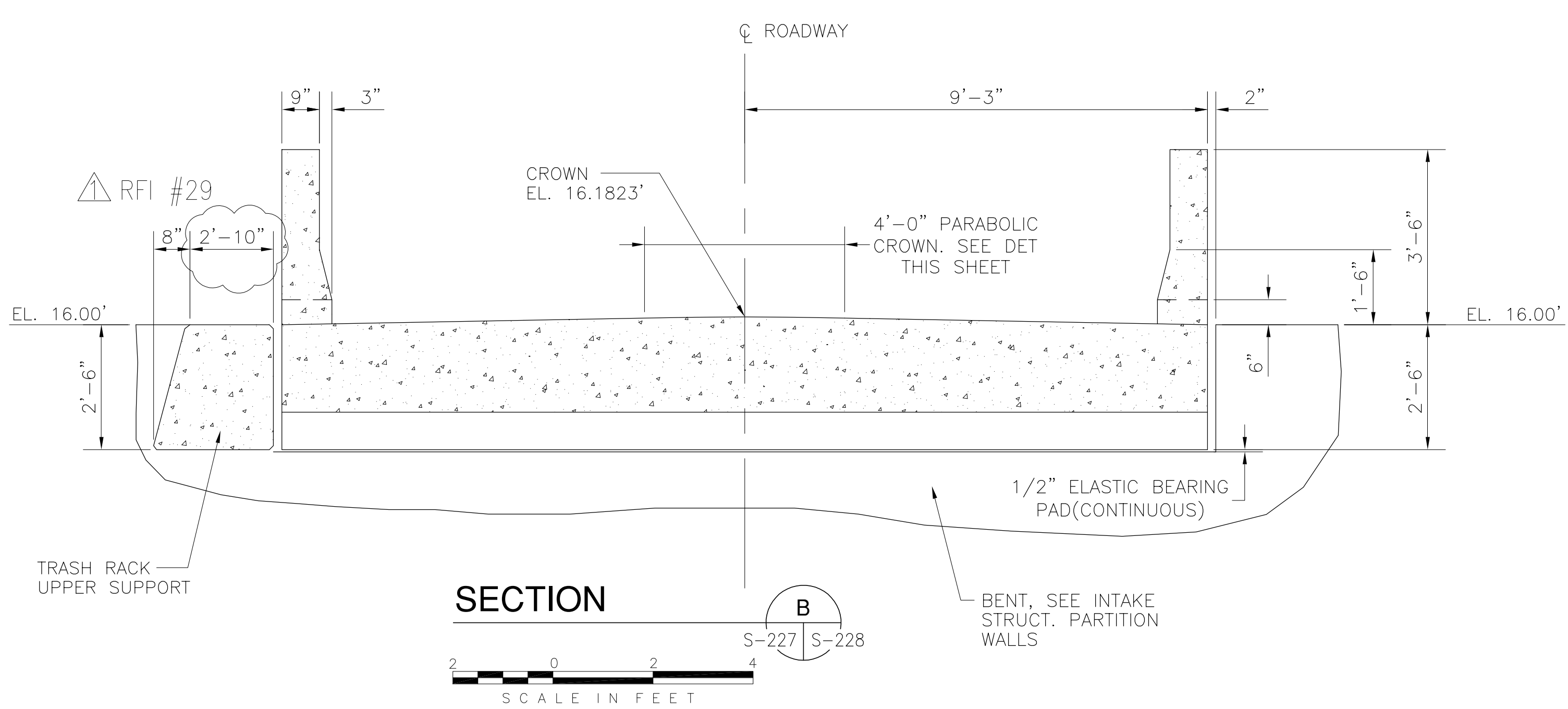
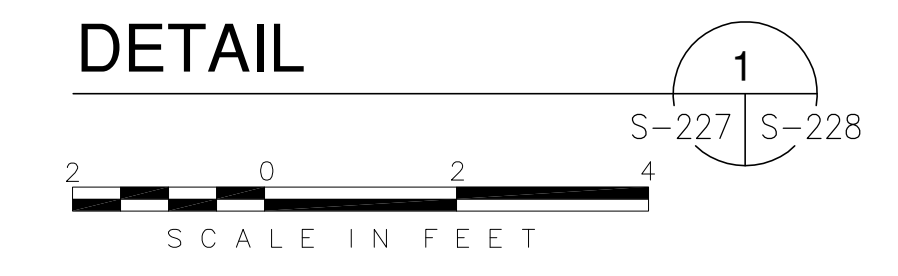
**BRIDGE CENTER EXPANSION JOINT**



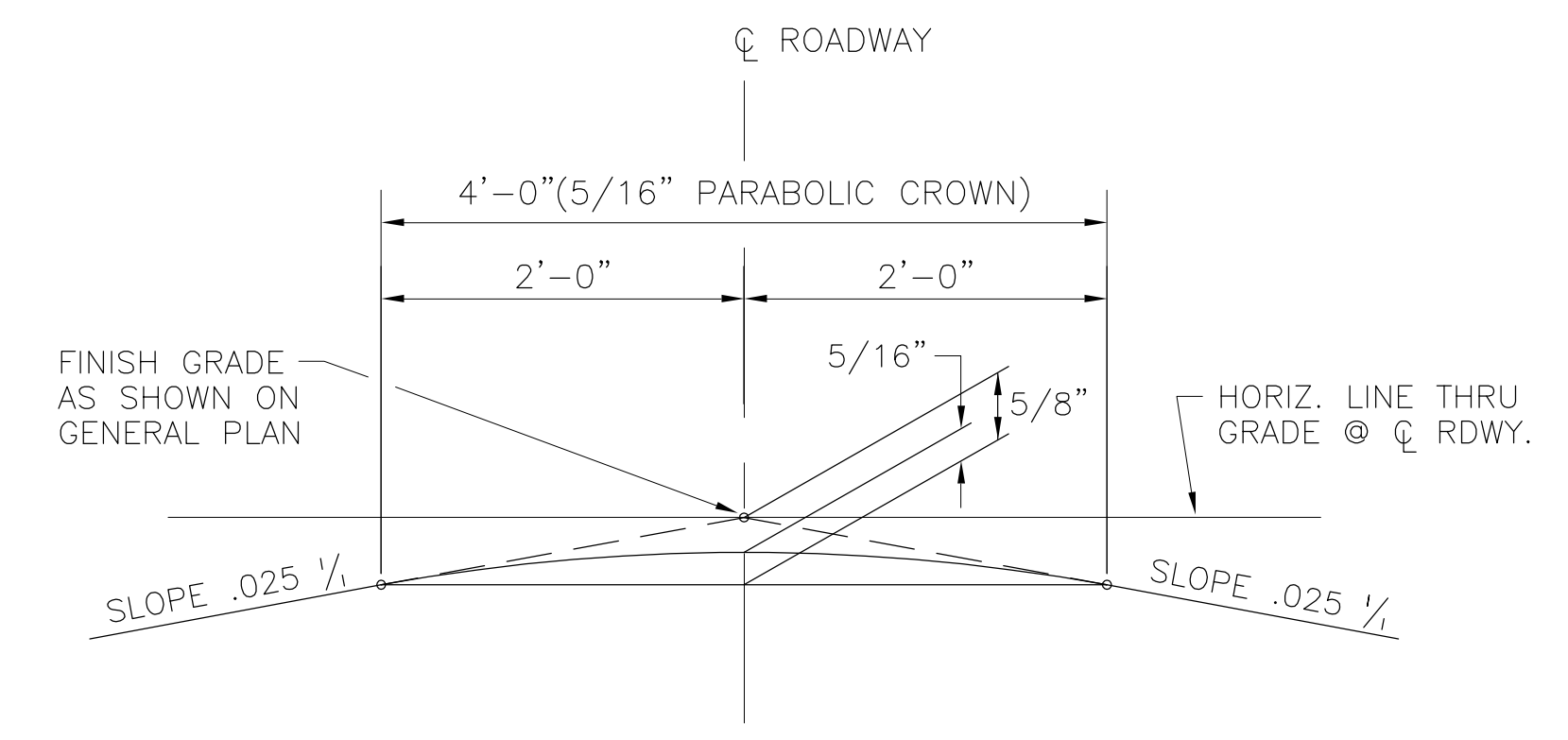
**BRIDGE DETAIL @ BENT**



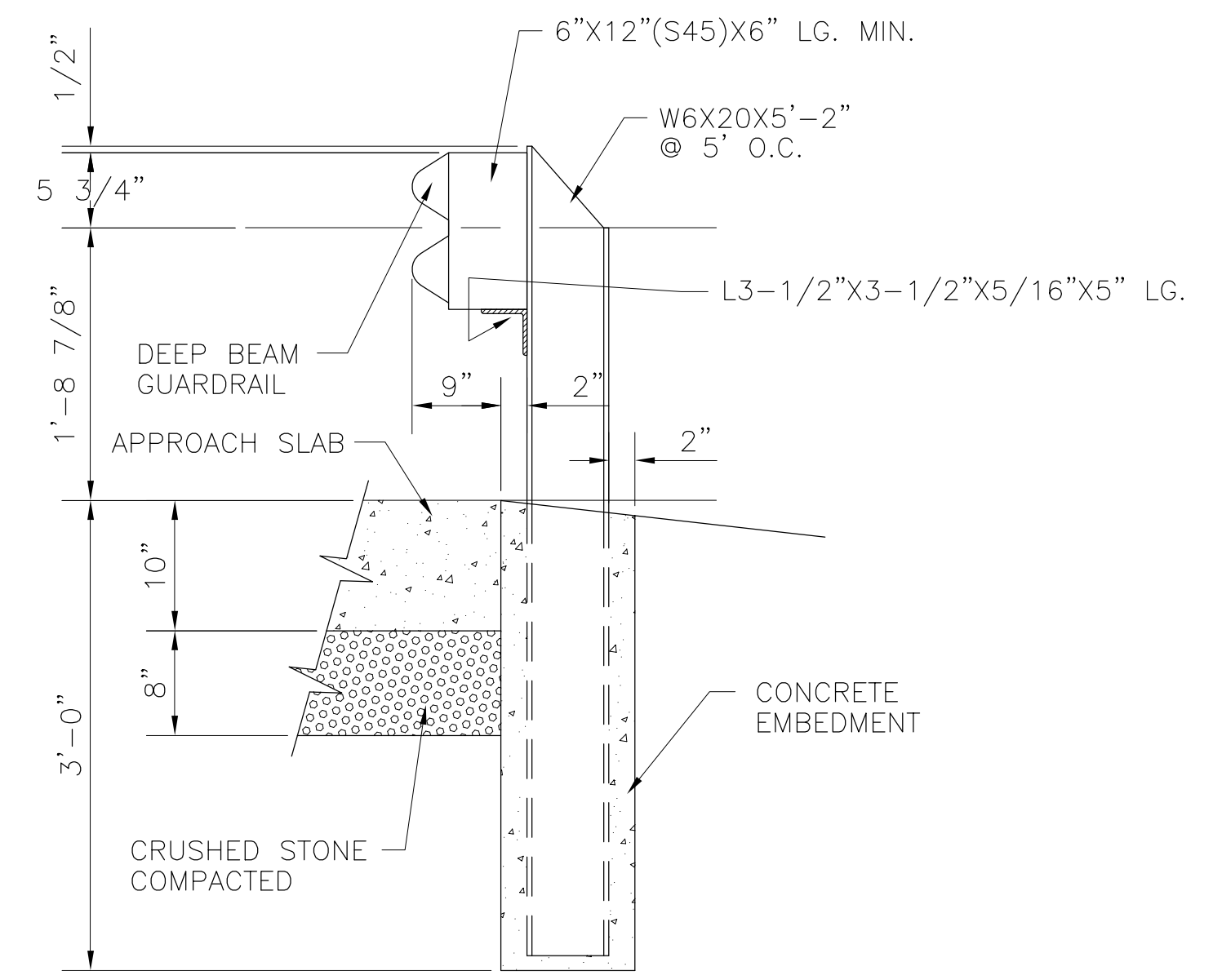
**BRIDGE END BENT EXPANSION JOINT**



**BRIDGE SECTION**  
SCALE: 1/2"=1'-0"



**PARABOLIC CROWN DETAIL**  
SCALE: N.T.S.



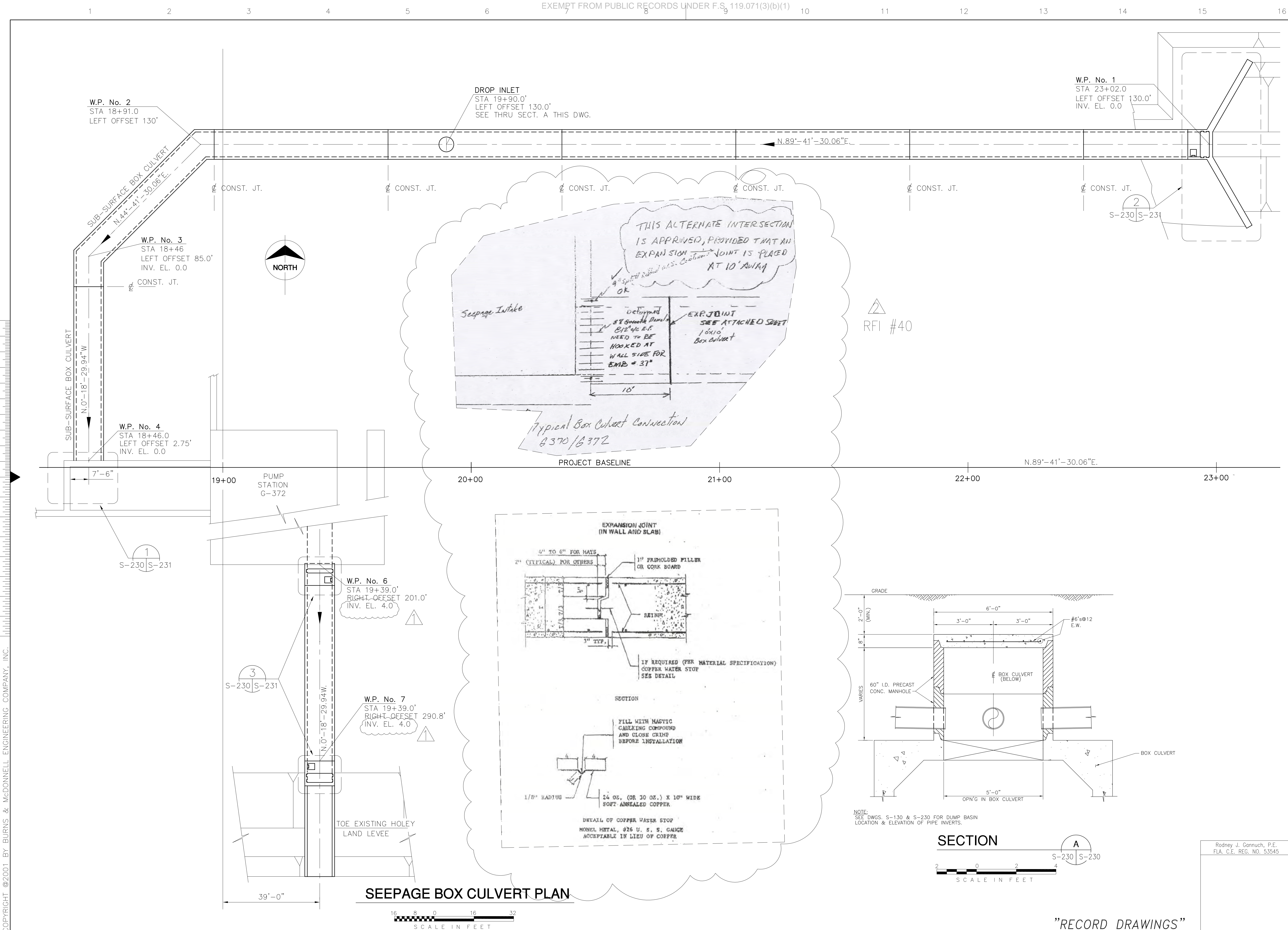
**TYP. GUARDRAIL SECT AT APPROACH SLAB**  
SCALE: N.T.S.

Rodney J. Gannuch, P.E.  
FLA. C.E. REG. NO. 53545

<p> <b>Burns &amp; McDonnell</b>          ENGINEERS • ARCHITECTS • CONSULTANTS          METairie, LOUISIANA 70006          (504) 454-8866          License No. EB00008095       </p>	<p>         EVERGLADES CONSTRUCTION PROJECT          STORMWATER TREATMENT AREA NO. 3/4          PUMP STATIONS G-370 &amp; G-372          BRIDGE DETAILS       </p>	<p>         SOUTH FLORIDA          WATER MANAGEMENT DISTRICT          EVERGLADES CONSTRUCTION PROJECT          3301 GUN CLUB ROAD          WEST PALM BEACH, FLORIDA 33406       </p>	<p>         CONTRACT NO.          C-E304          DWG. NO.          S-228       </p>
<p>         DRAWN: SDC III          CHKD: EJM          DESIGN: RMC          CHKO: RJC          DATE: 5/10/2001       </p>	<p>         REVISIONS          NO.   DATE   CHKD   DATE       </p>	<p>         REVISIONS          NO.   DATE   CHKD   DATE       </p>	<p>         REVISIONS          NO.   DATE   CHKD   DATE       </p>

"RECORD DRAWINGS"





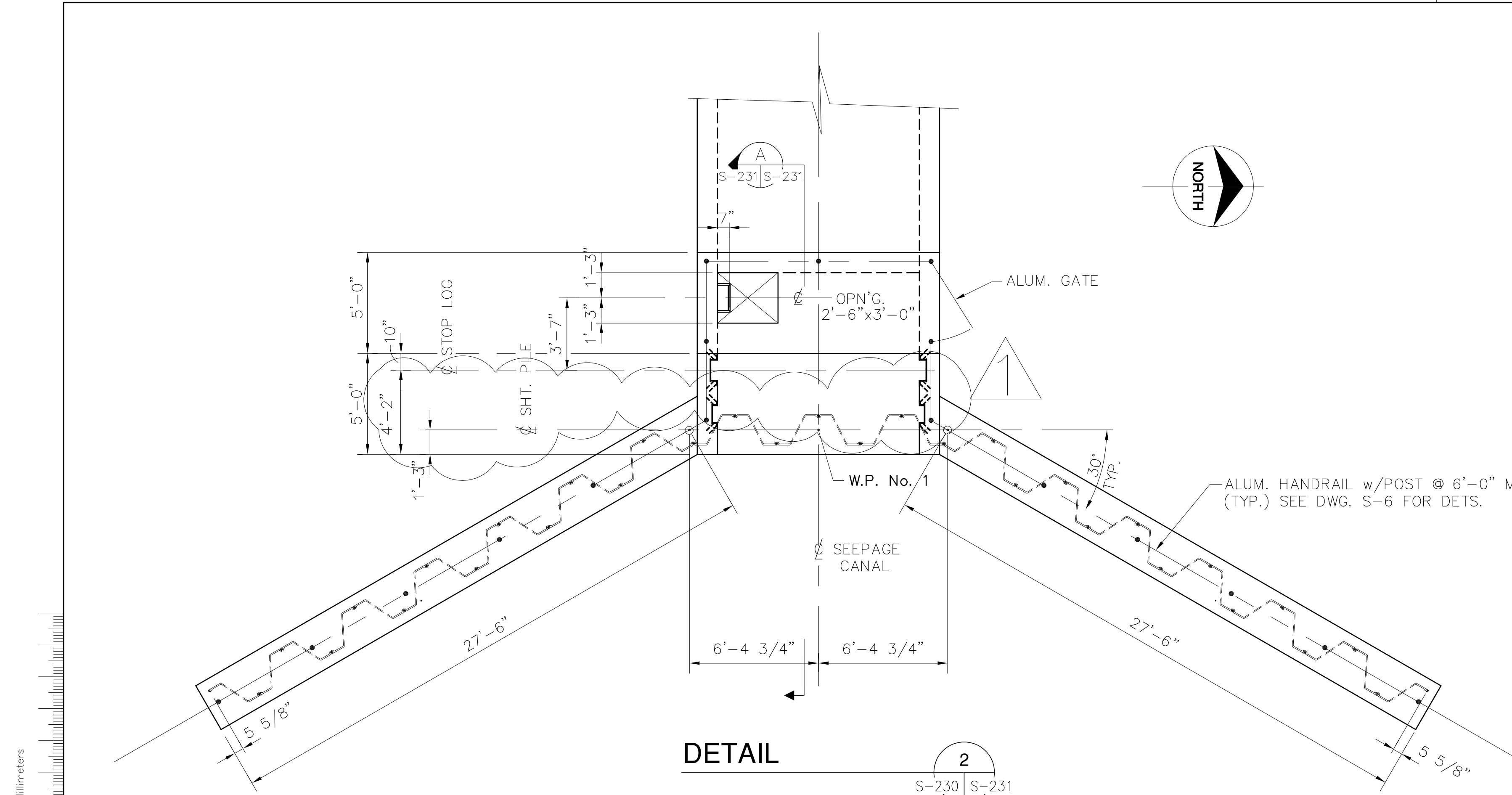
Scale For Microfilming  
 Millimeters  
 Inches

COPYRIGHT ©2001 BY BURNS & MCDONNELL ENGINEERING COMPANY, INC.

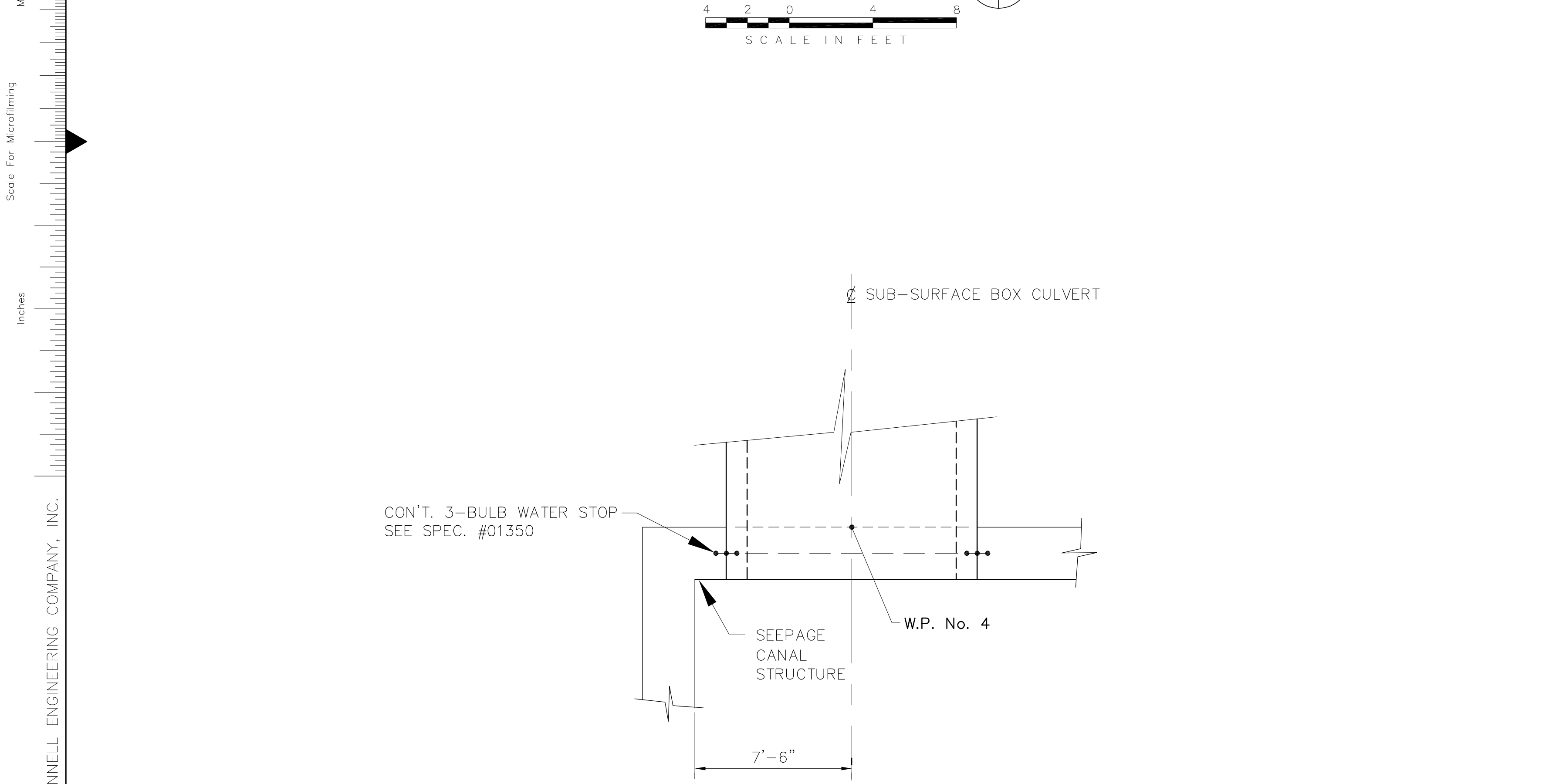
		<b>Burns &amp; McDonnell</b> ENGINEERS • ARCHITECTS • CONSULTANTS METairie, LOUISIANA 70006 (504) 454-5866 License No. EB00008095	
DRAWN CHKO	J.C.F. E/M	DESIGN DER	DATE 5/10/2001
REVISIONS NO.   DATE 1   7-11-01 2   7-11-01	REVISIONS NO.   DATE 1   7-11-01 2   7-11-01	REVISIONS NO.   DATE 1   7-11-01 2   7-11-01	REVISIONS NO.   DATE 1   7-11-01 2   7-11-01
EVERGLADES CONSTRUCTION PROJECT STORMWATER TREATMENT AREA NO. 3/4 PUMP STATION G-372 SEEPAGE BOX CULVERT			
SOUTH FLORIDA WATER MANAGEMENT DISTRICT EVERGLADES CONSTRUCTION PROJECT 3301 GUN CLUB ROAD WEST PALM BEACH, FLORIDA 33406			
CONTRACT NO. C-E304 DWG. NO. S-230			

Rodney J. Gannuch, P.E.  
 FLA. C.E. REG. NO. 53545

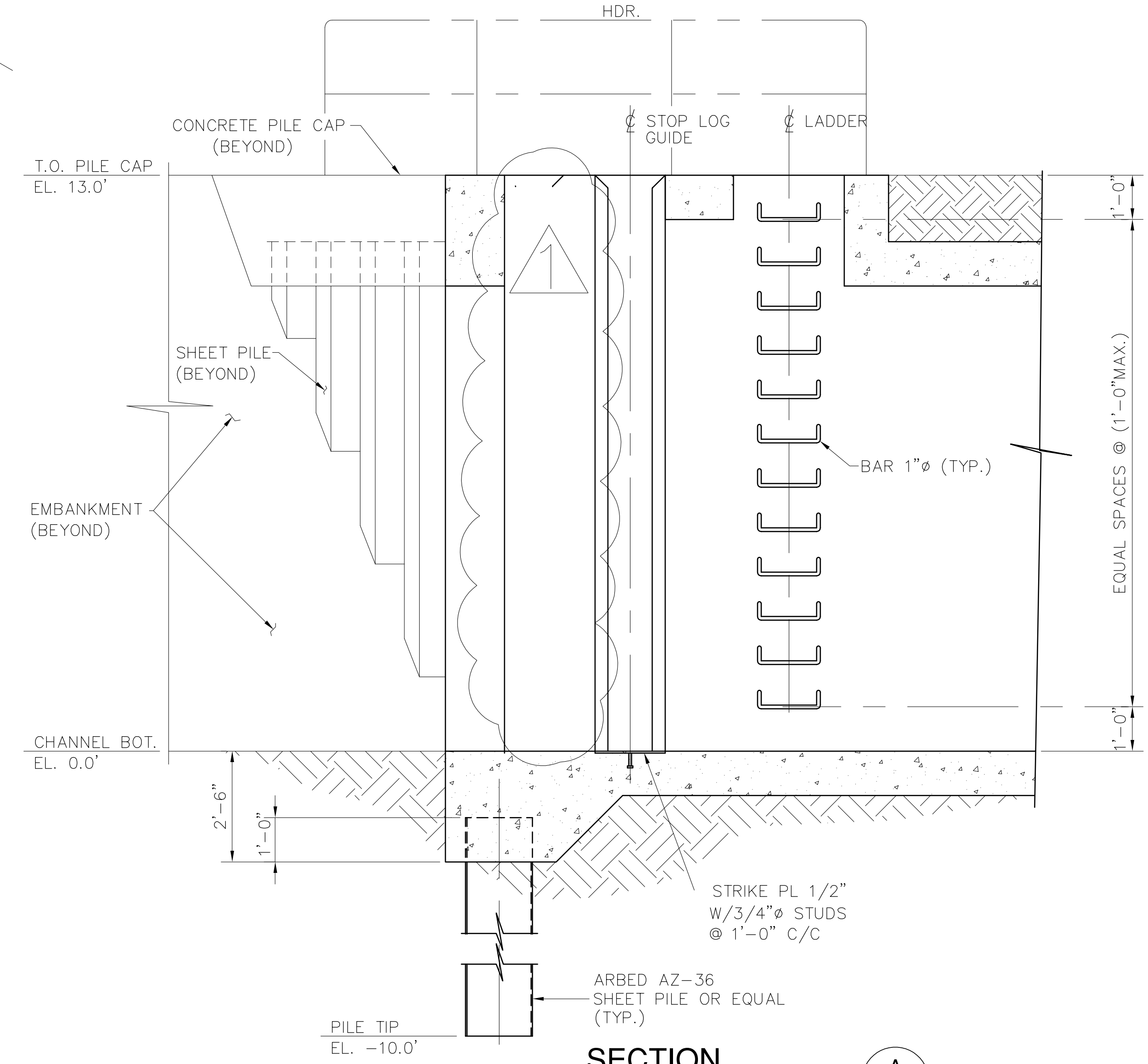
"RECORD DRAWINGS"



**DETAIL 2**  
S-230 S-231  
SCALE IN FEET



**DETAIL 1**  
S-130 S-131  
SCALE IN FEET



**SECTION A**  
S-231 S-231  
SCALE IN FEET

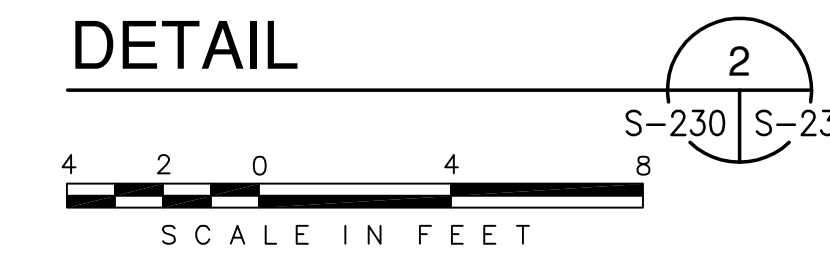
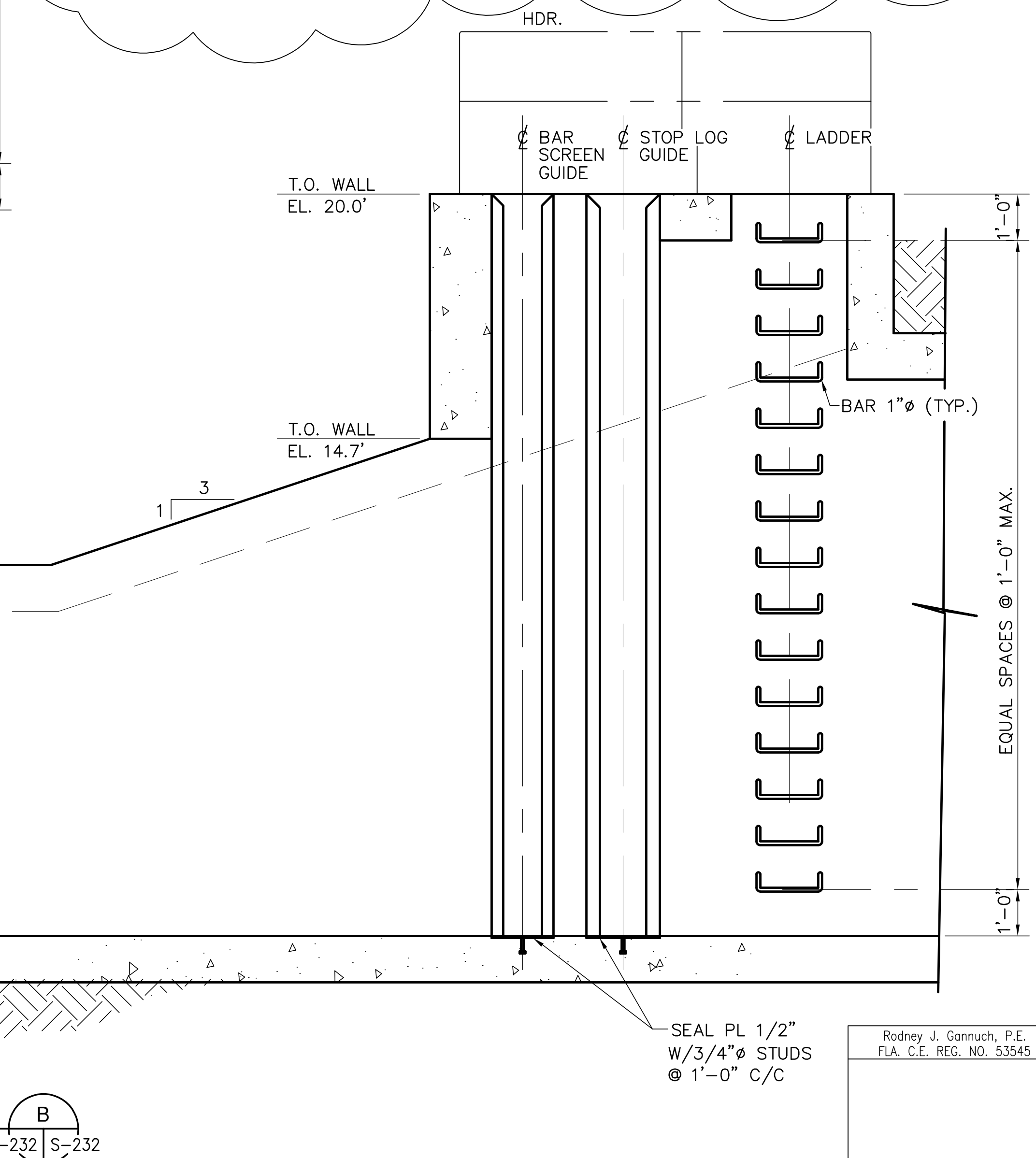
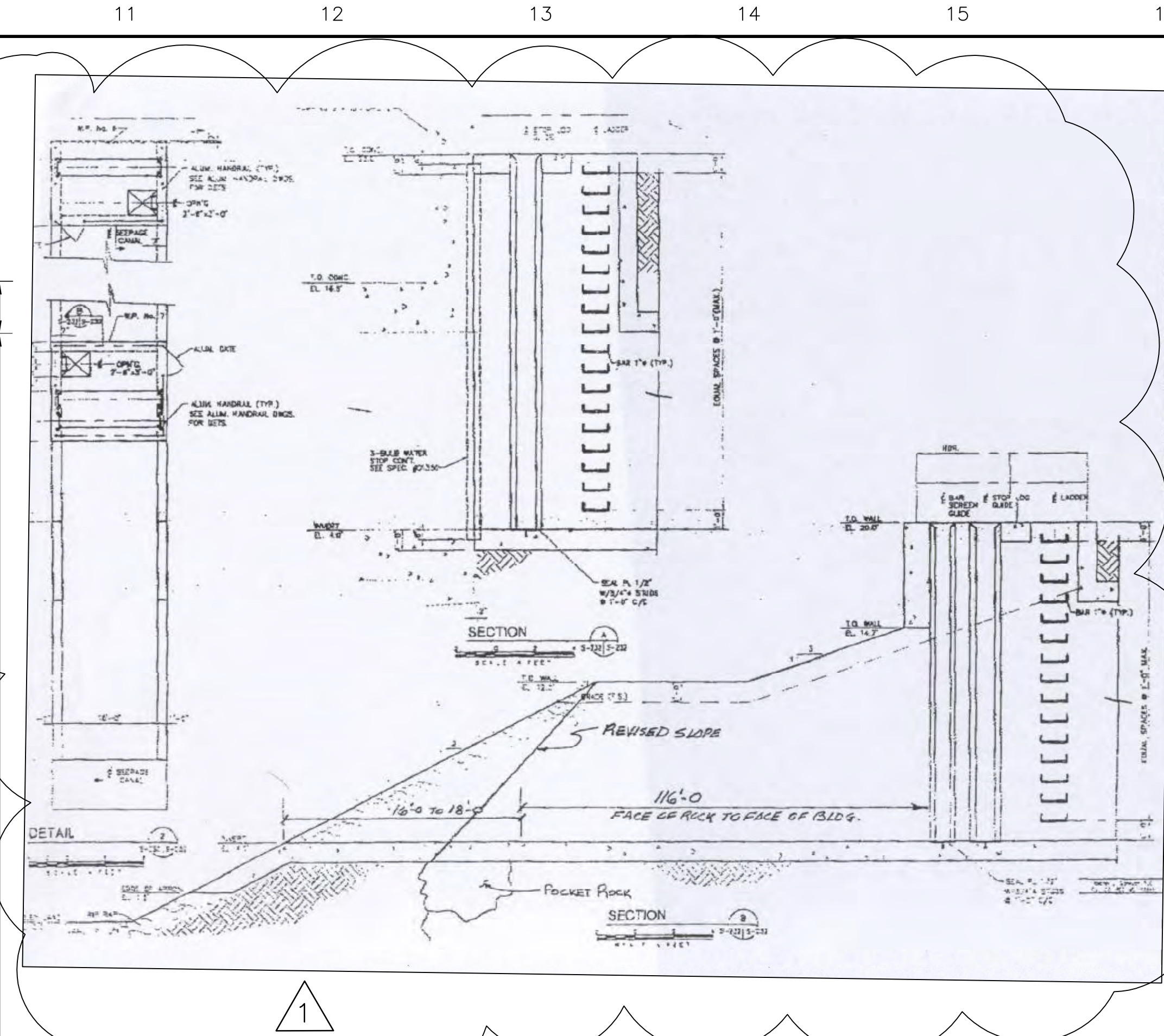
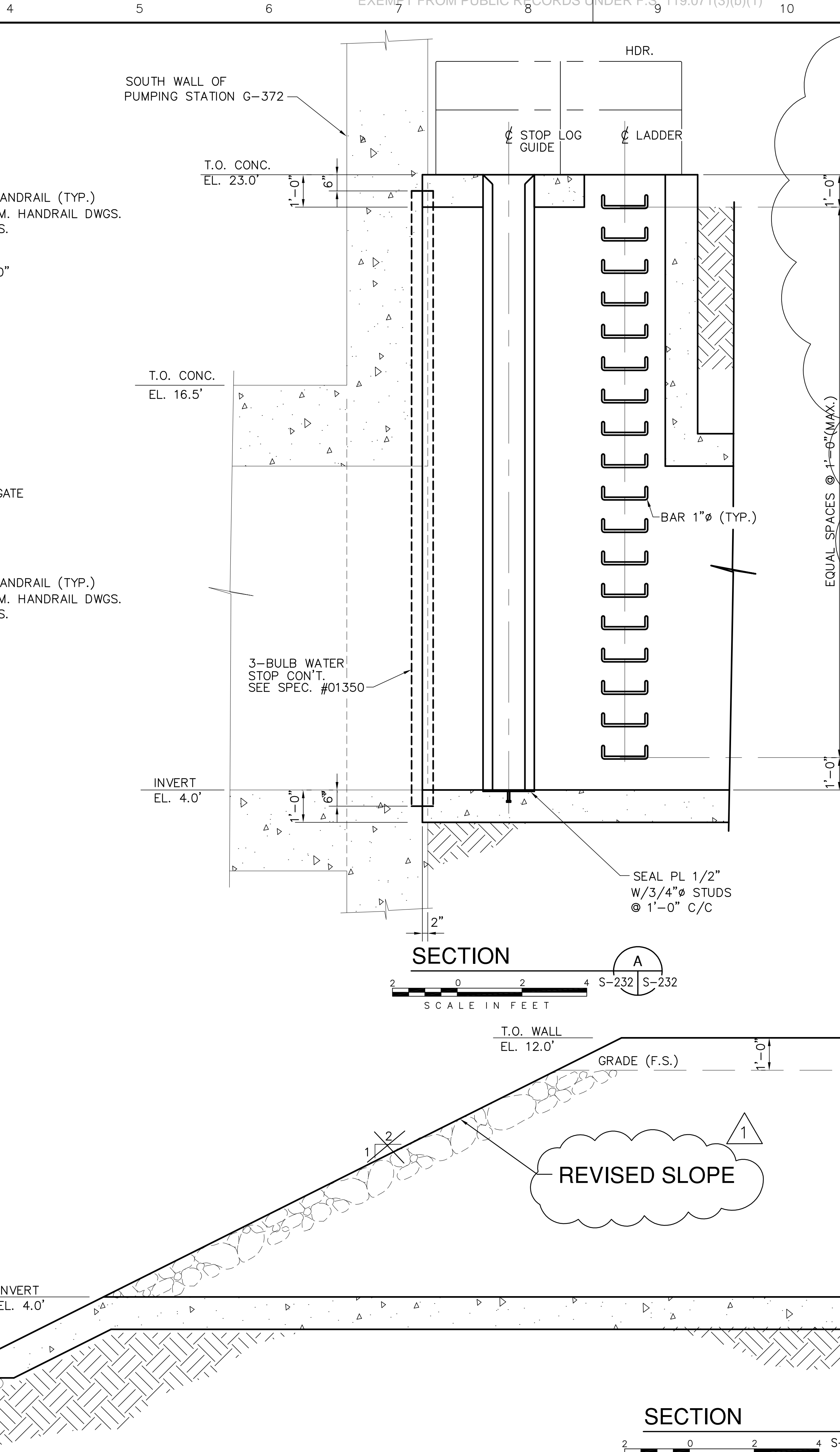
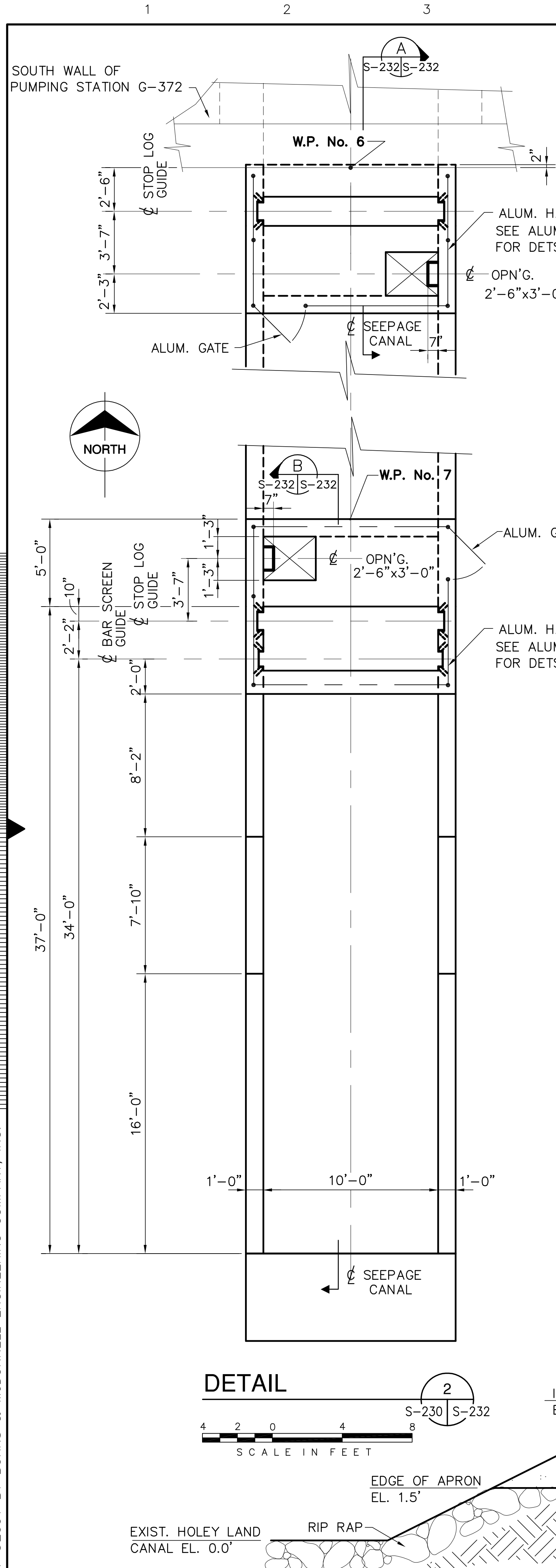
COPYRIGHT ©2001 BY BURNS & MCDONNELL ENGINEERING COMPANY, INC.

Inches  
Scale For Microfilming  
Millimeters

<p><b>Burns &amp; McDonnell</b> SINCE 1888 9400 WARD PARKWAY KANSAS CITY, MO 64114 Certified Professional Engineer BMC# 24930</p>		<p><b>Brown Cunningham Gannuch</b> ENGINEERS • ARCHITECTS • CONSULTANTS METairie, LOUISIANA 70006 (504) 454-8866 License No. EB00008095</p>	
<p>EVERGLADES CONSTRUCTION PROJECT STORMWATER TREATMENT AREA NO. 3/4 PUMP STATIONS G-370 &amp; G-372</p>	<p>PUMP STATION G-372 SUB-SURFACE BOX CULVERT DETAILS</p>	<p>SOUTH FLORIDA WATER MANAGEMENT DISTRICT EVERGLADES CONSTRUCTION PROJECT 3301 GUN CLUB ROAD WEST PALM BEACH, FLORIDA 33406</p>	<p>CONTRACT NO. C-E304 DWG. NO. S-231</p>
<p>DRAWN: J.C.F. CHKD: CHKD</p>	<p>DESIGN: R.M.G. CHKD: CHKD</p>	<p>DATE: 5/10/2001</p>	<p>REMOVED BAR SCREEN DATE</p>

Rodney J. Gannuch, P.E.  
FLA. C.E. REG. NO. 53545

"RECORD DRAWINGS"



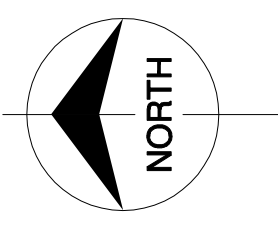
COPYRIGHT ©2001 BY BURNS & McDONNELL ENGINEERING COMPANY, INC.

<p><b>Brown Cunningham Gannuch</b> ENGINEERS - ARCHITECTS - CONSULTANTS 9400 WARD PARKWAY KANSAS CITY, MO 64114 Metairie, Louisiana 70006 (504) 454-3866 License No. EB00008095</p>		<p>NO. DWG</p> <p>CHKD</p> <p>DATE</p>
<p>DRAWN</p> <p>CHKD</p> <p>DESIGN</p> <p>CHKD</p> <p>DATE</p>	<p>J.C.F.</p> <p>E.J.M.</p> <p>R.M.G.</p> <p>R.J.G.</p> <p>5/10/2001</p>	<p>REVISIONS</p>
<p><b>Burns &amp; McDonnell</b> SINCE 1888</p> <p>EVERGLADES CONSTRUCTION PROJECT STORMWATER TREATMENT AREA NO. 3/4 PUMP STATIONS G-370 &amp; G-372 PUMP STATION G-372 SUB-SURFACE BOX CULVERT DETAILS</p>		<p>DATE</p>
<p><b>SOUTH FLORIDA WATER MANAGEMENT DISTRICT</b> EVERGLADES CONSTRUCTION PROJECT 3301 GUN CLUB ROAD WEST PALM BEACH, FLORIDA 33406</p>		<p>DATE</p>
<p>Rodney J. Gannuch, P.E. FLA. C.E. REG. NO. 53545</p>		<p>DATE</p>
<p>CONTRACT NO. C-E304 DWG. NO. S-232</p>		<p>DATE</p>

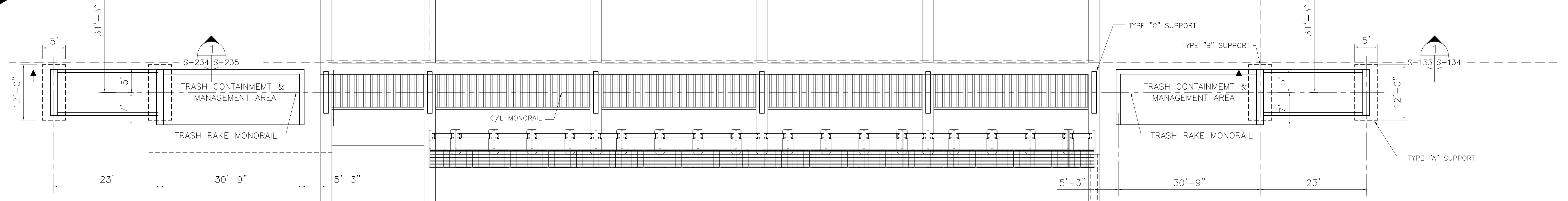
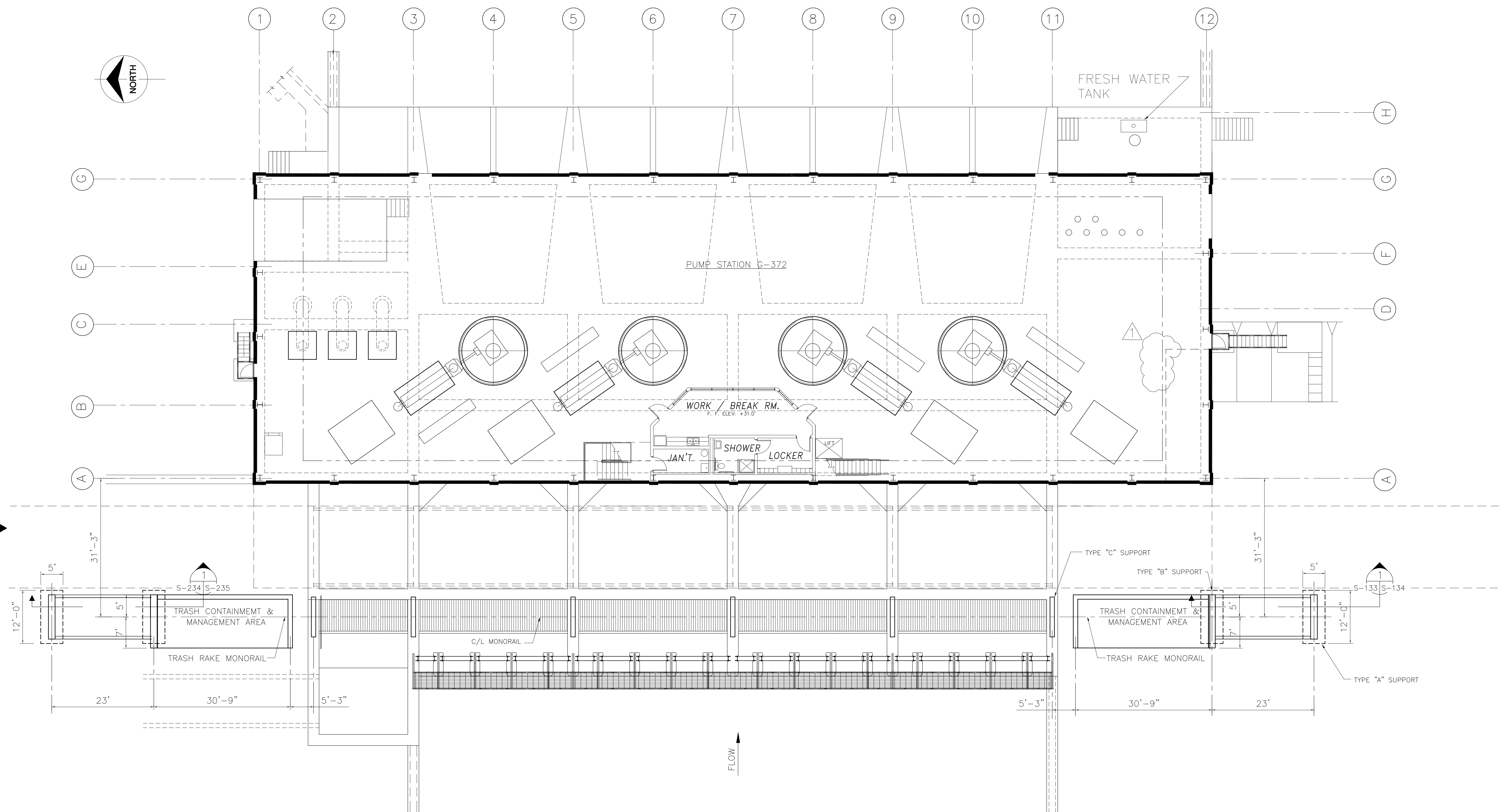
"RECORD DRAWINGS"







Scale For Microfilming  
Inches  
Millimeters



FLOW

### TRASH HANDLING SYSTEM PLAN

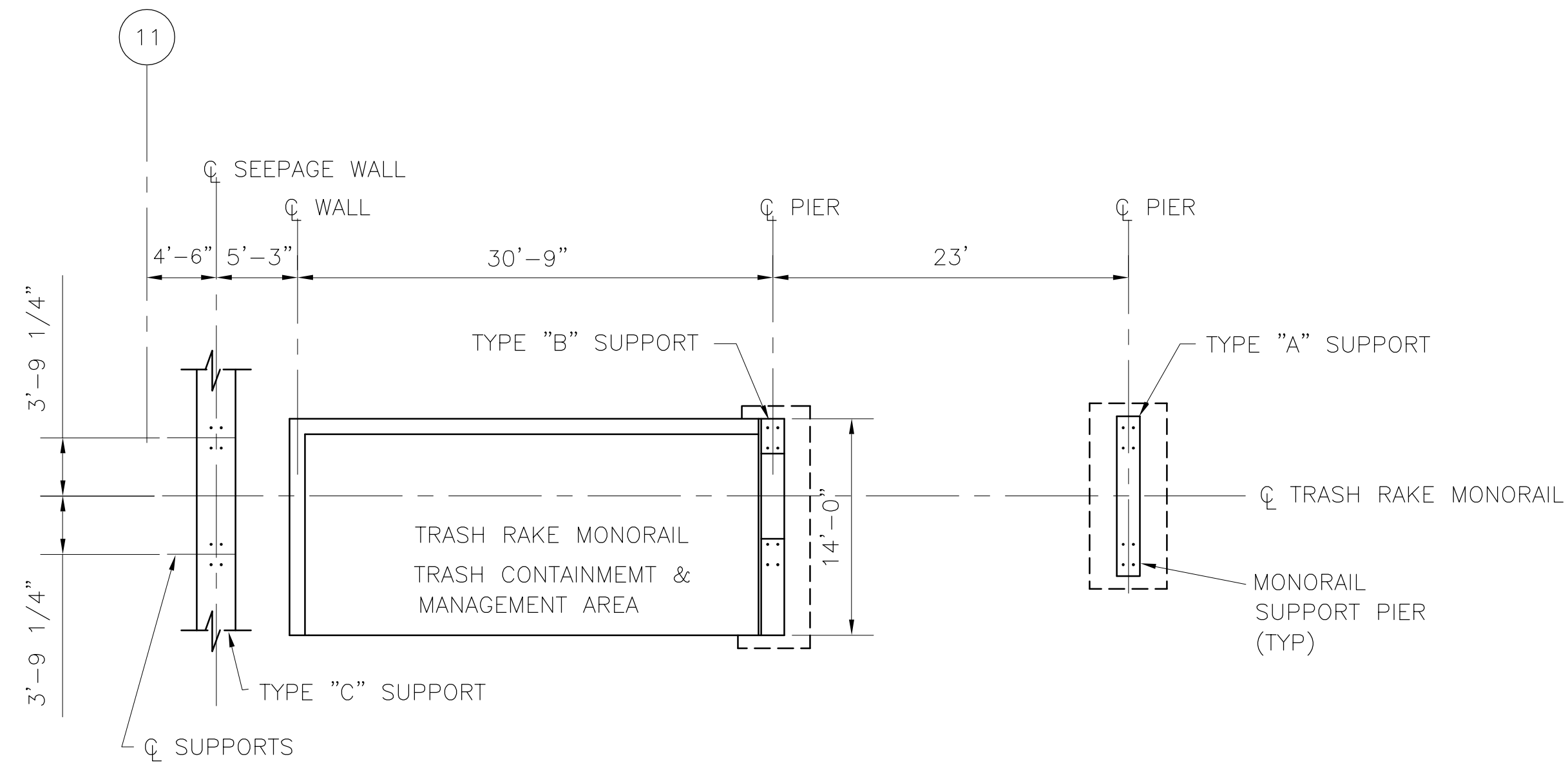


COPYRIGHT ©2001 BY BURNS & MCDONNELL ENGINEERING COMPANY, INC.

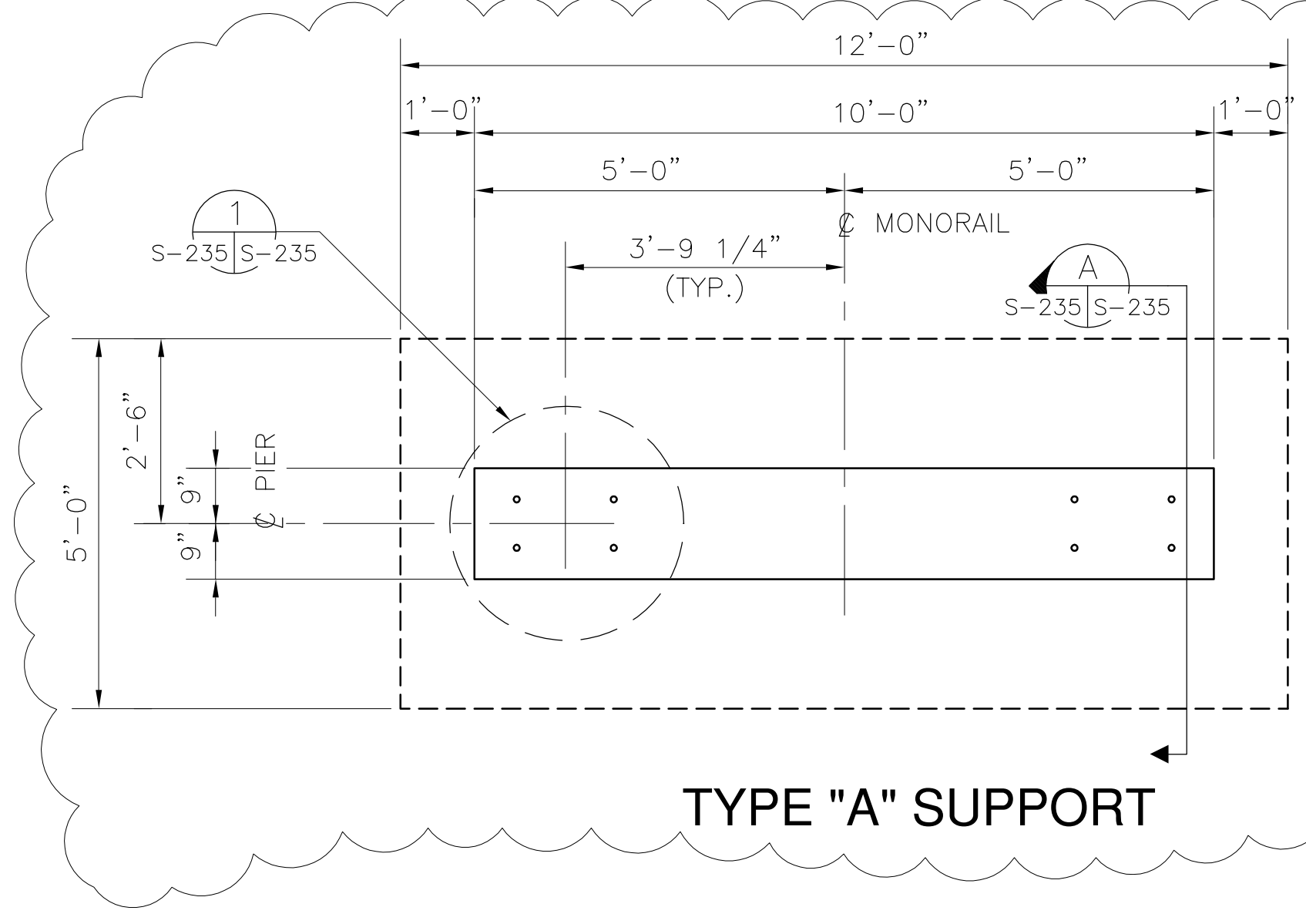
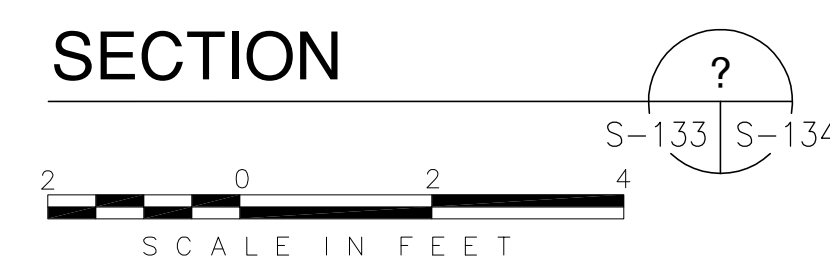
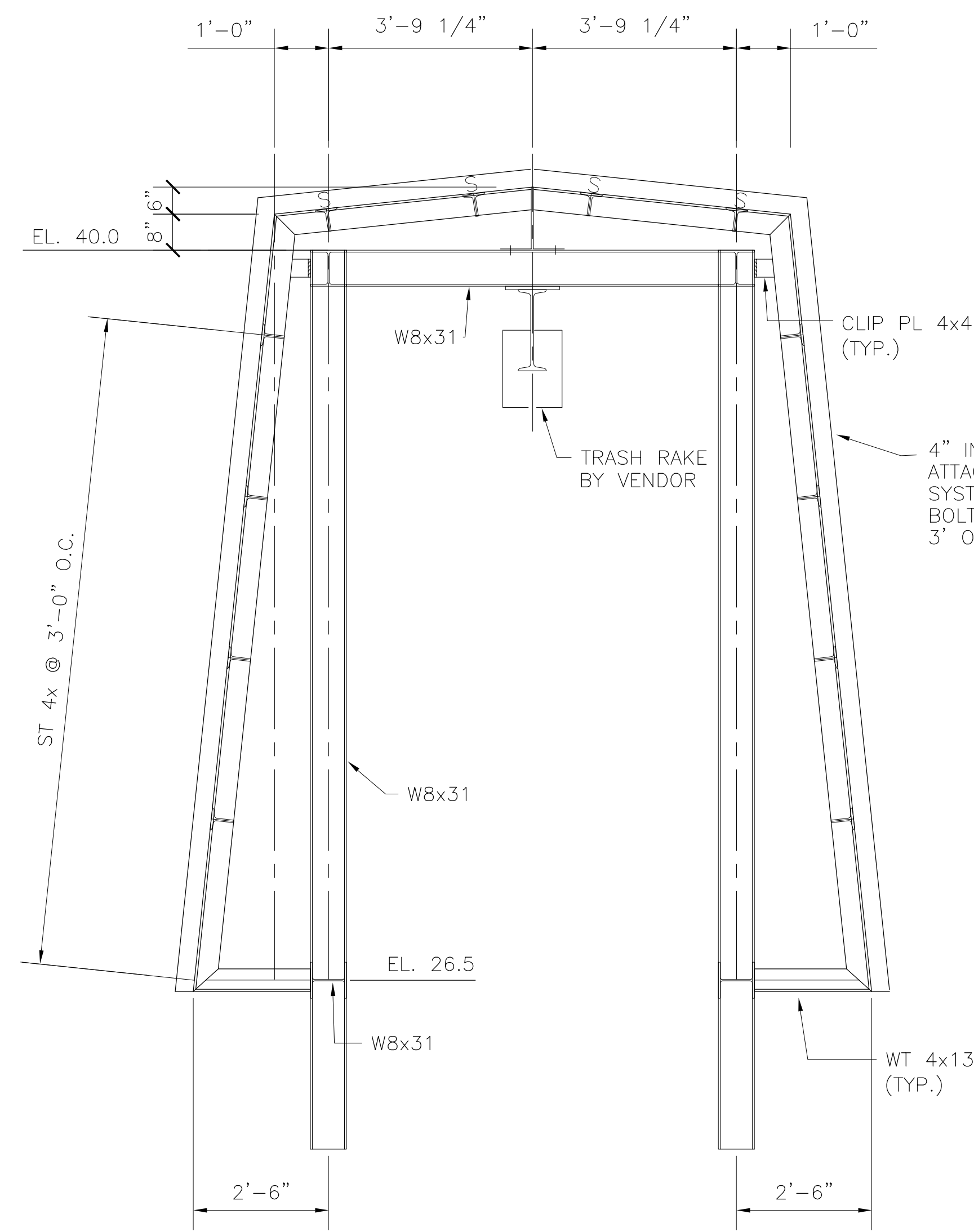
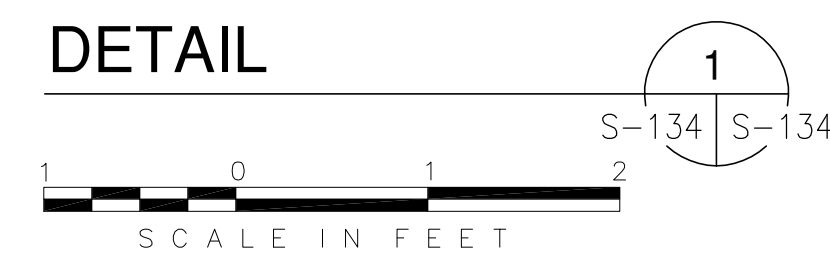
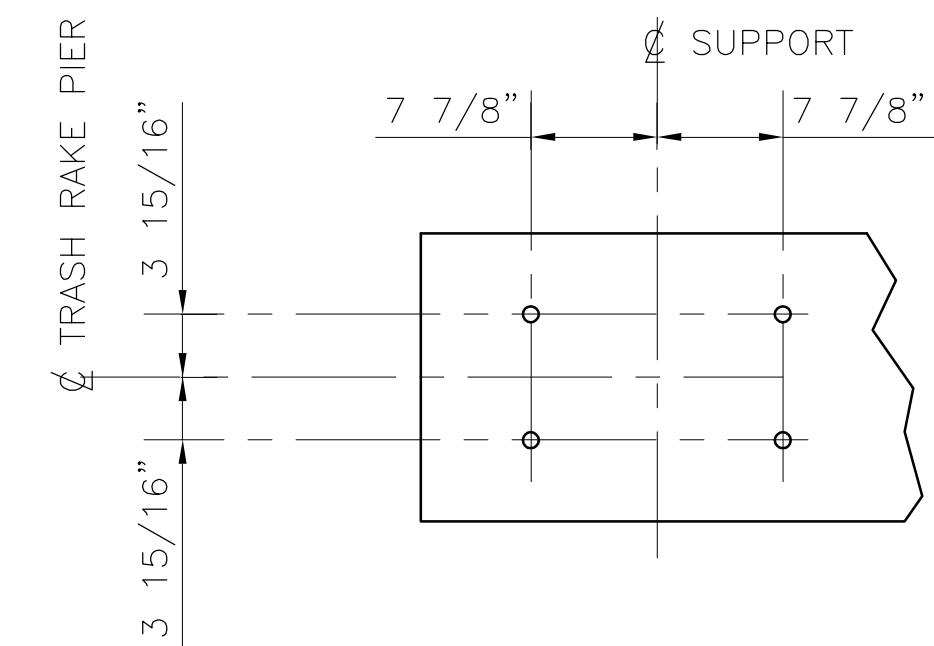
F:\CURRENT\80000\80698\1008\G-372\S-234.DWG Last edited: 05/09/01 @ 2:37 p.m.

<p><b>Burns &amp; McDonnell</b> SINCE 1938 9400 WARD PARKWAY KANSAS CITY, MO 64114 Certified ISO 9000:2008 ENR 24930</p>	<p>EVERGLADES CONSTRUCTION PROJECT STORMWATER TREATMENT AREA NO. 3/4 PUMP STATIONS G-370 &amp; G-372 PUMPING STATION G-372 TRASH HANDLING SYSTEM PLAN</p>	<p>SOUTH FLORIDA WATER MANAGEMENT DISTRICT EVERGLADES CONSTRUCTION PROJECT 3301 GUN CLUB ROAD WEST PALM BEACH, FLORIDA 33406</p>	<p>RODNEY J. GANNUCH, P.E. FLA. C.E. REG. NO. 53545</p>								
	<p>CONTRACT NO. C-E304 DWG. NO. S-234</p>	<p>REVISIONS</p> <table border="1"> <tr> <th>NO.</th> <th>DATE</th> <th>CHKD</th> <th>DATE</th> </tr> <tr> <td>1</td> <td>7-15-04</td> <td>SF EJM</td> <td>REMOVED LADDER &amp; OPENING</td> </tr> </table>	NO.	DATE	CHKD	DATE	1	7-15-04	SF EJM	REMOVED LADDER & OPENING	<p>REVISIONS</p>
NO.	DATE	CHKD	DATE								
1	7-15-04	SF EJM	REMOVED LADDER & OPENING								

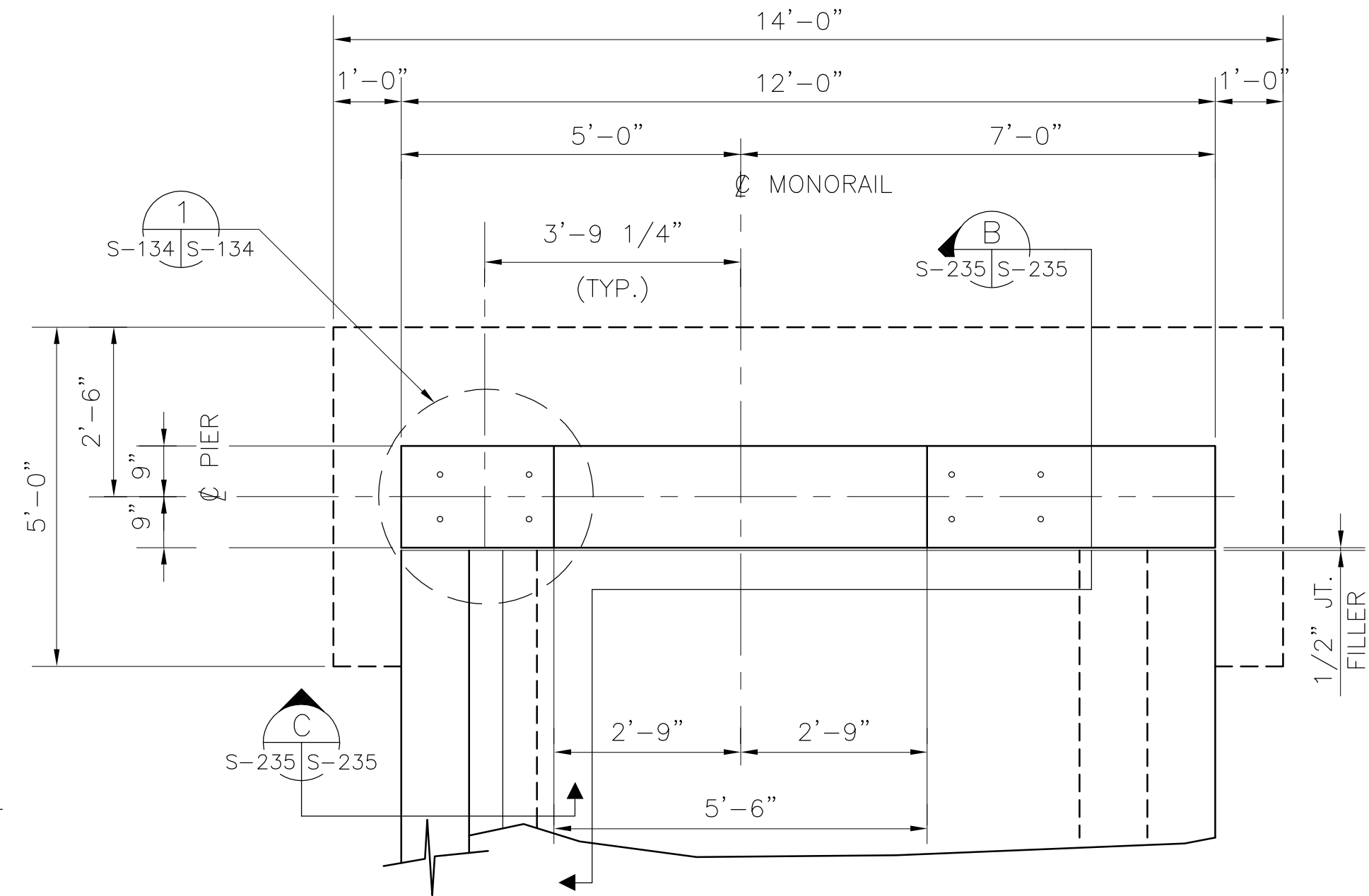
"RECORD DRAWINGS"



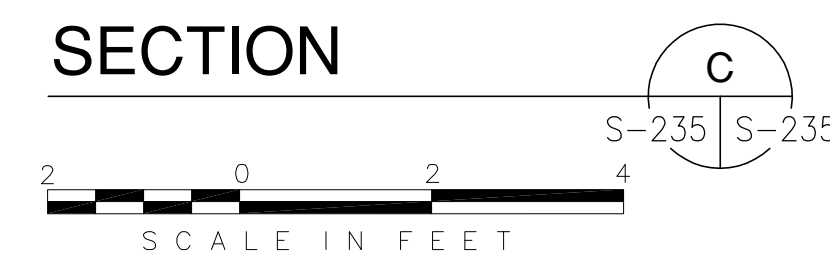
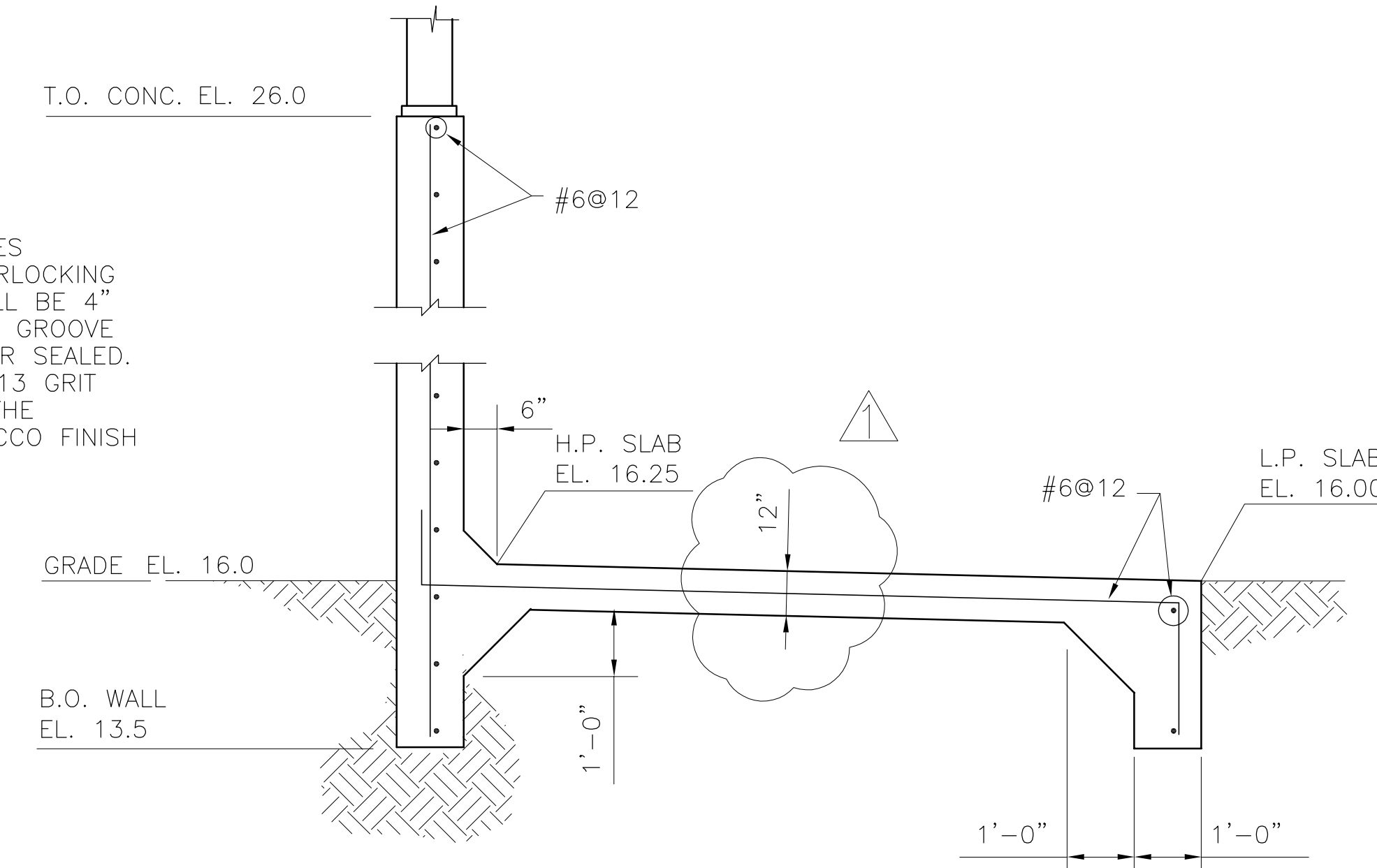
PLAN TRASH CONTAINMENT AREA (2-REQ'D.)



TYPE "A" SUPPORT

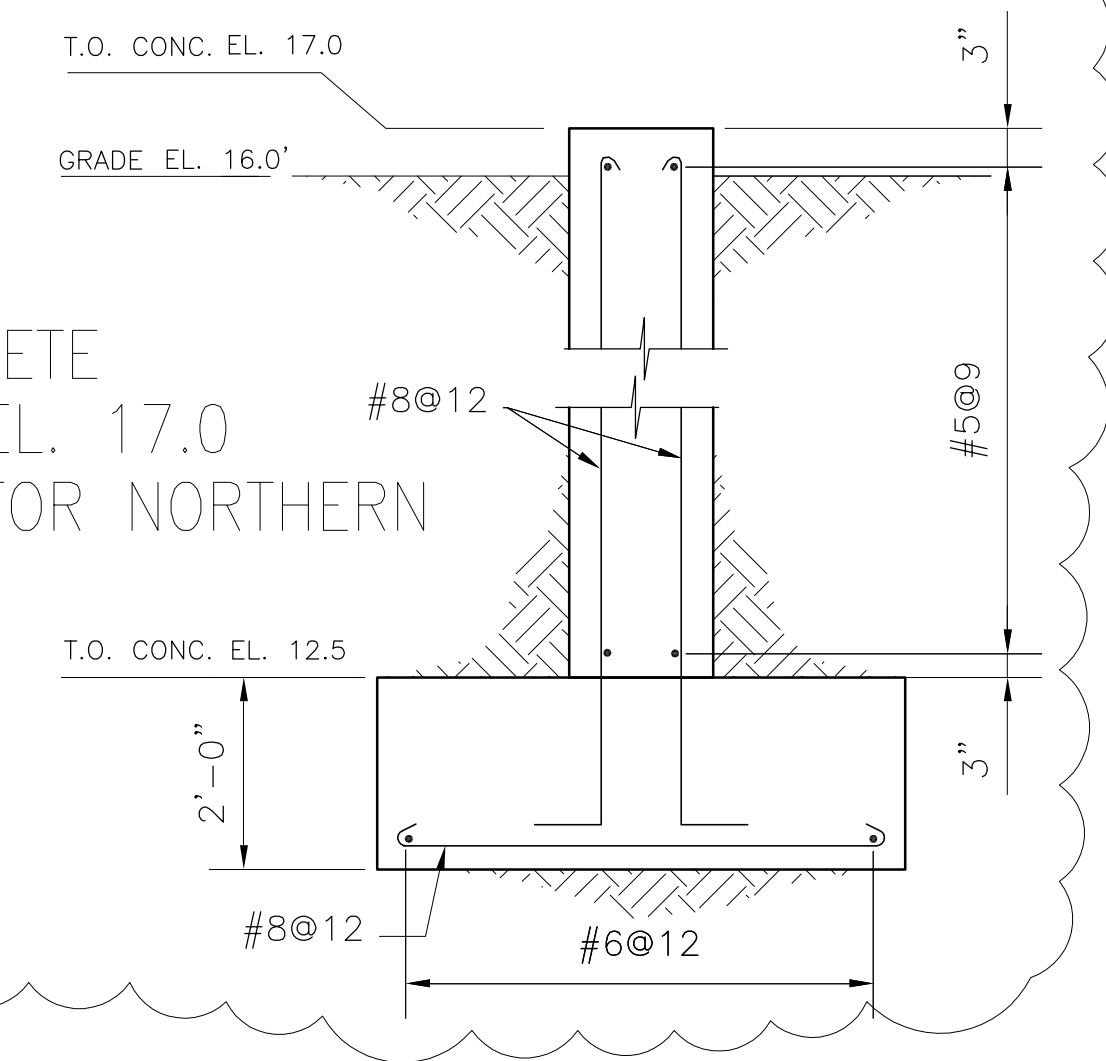


TYPE "B" SUPPORT

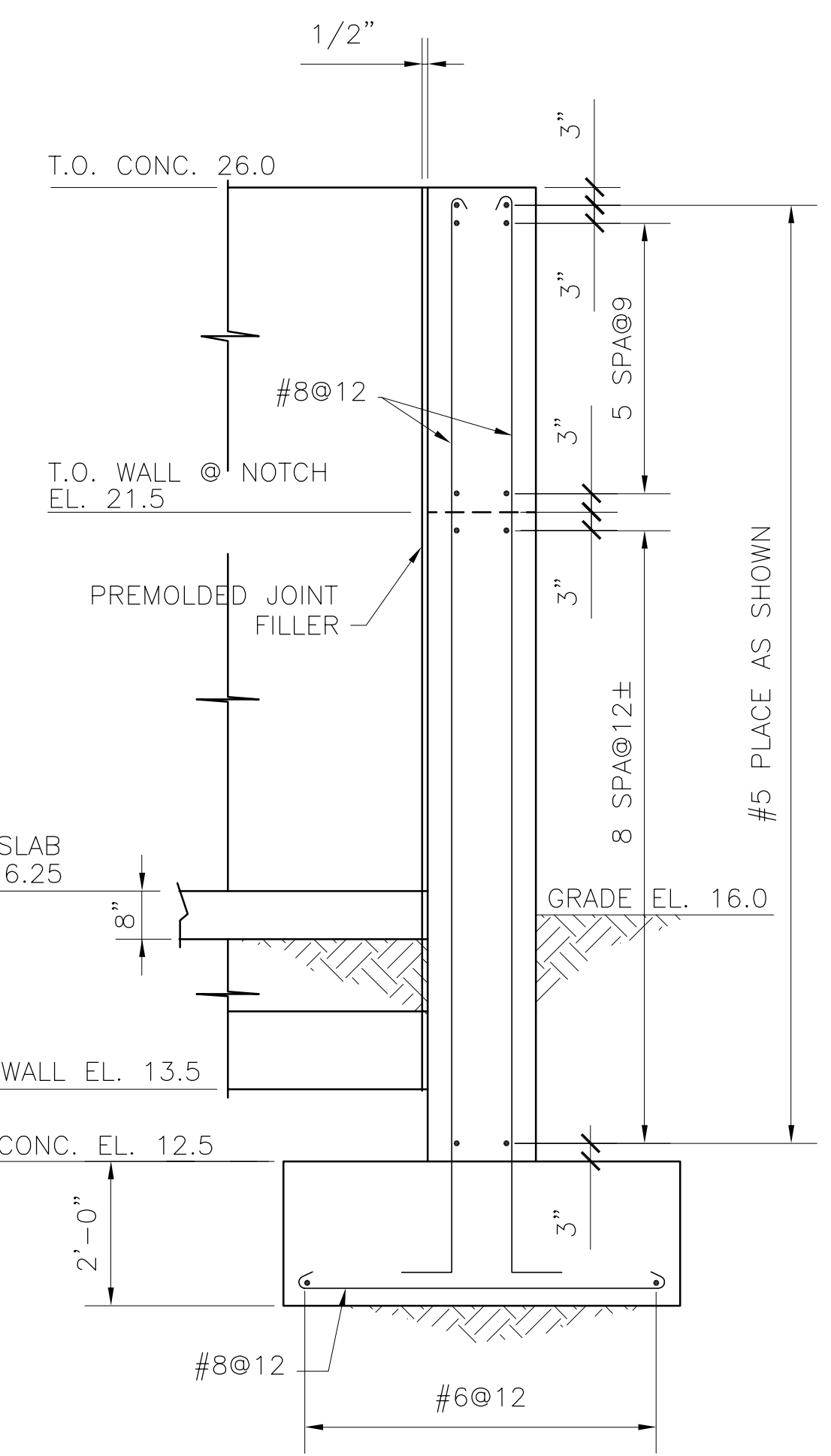


TOP OF CONCRETE VARIES FROM EL. 17.0 TO EL. 20.5 (FOR NORTHERN MOST BENT)

RFI #00127



SECTION A



SECTION B

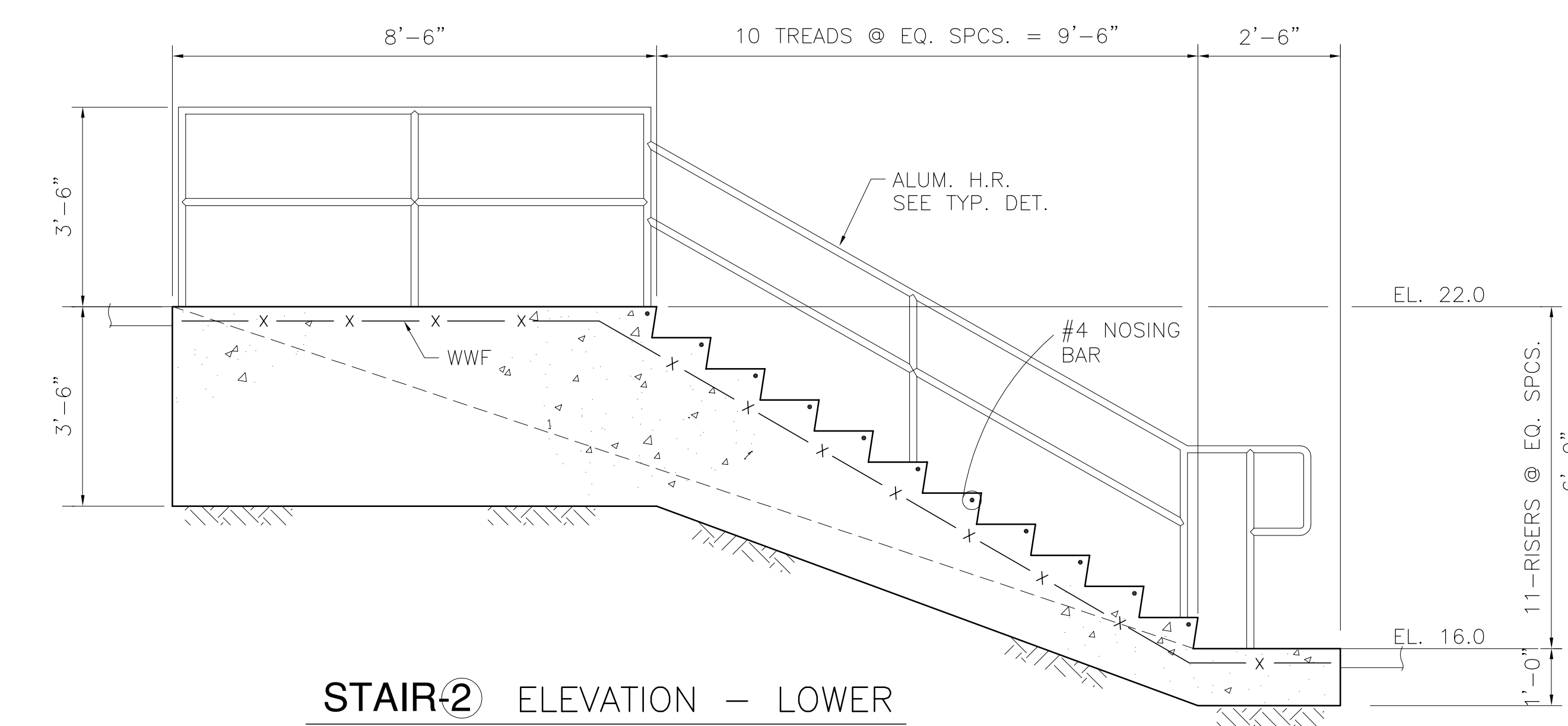
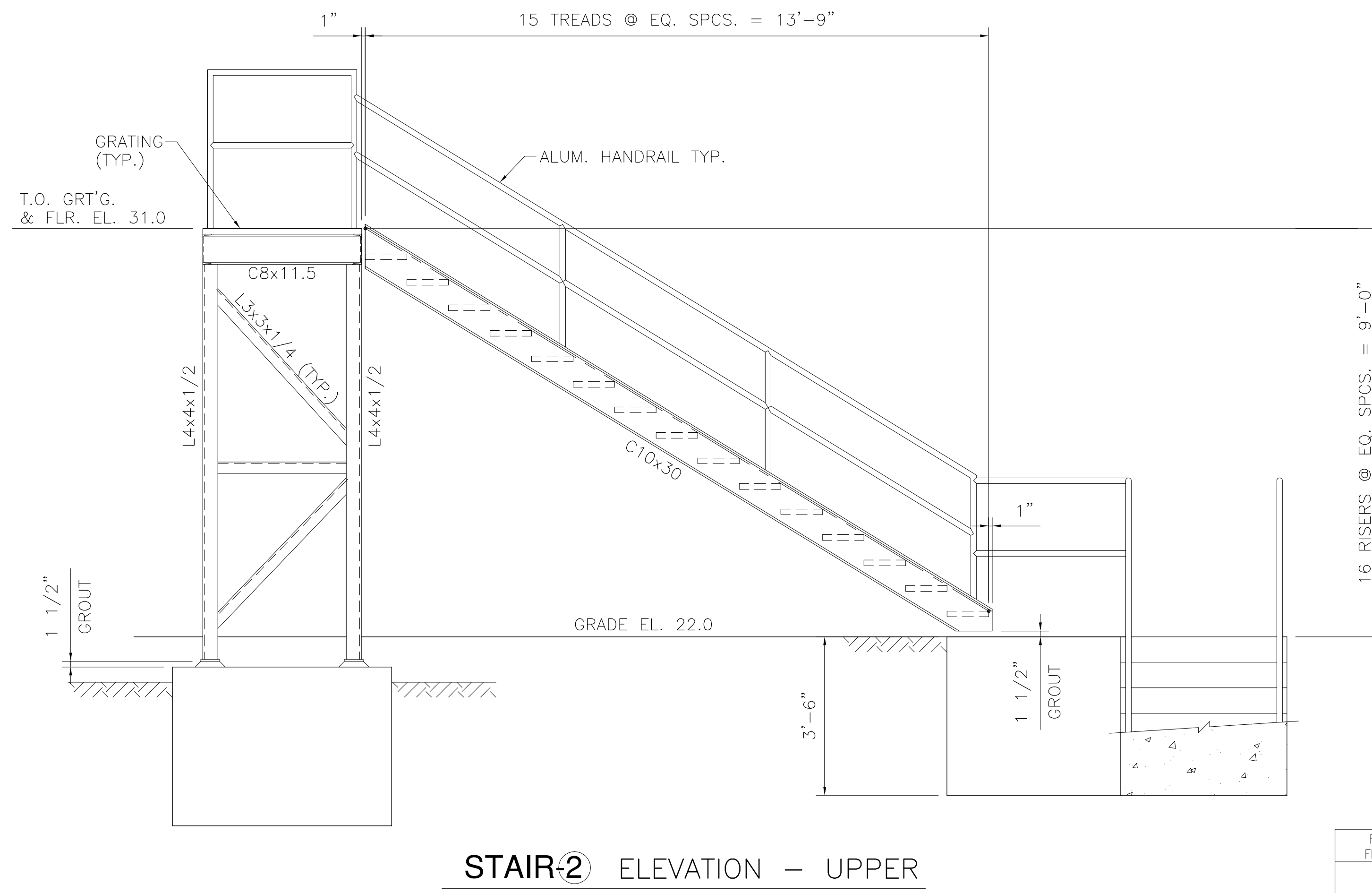
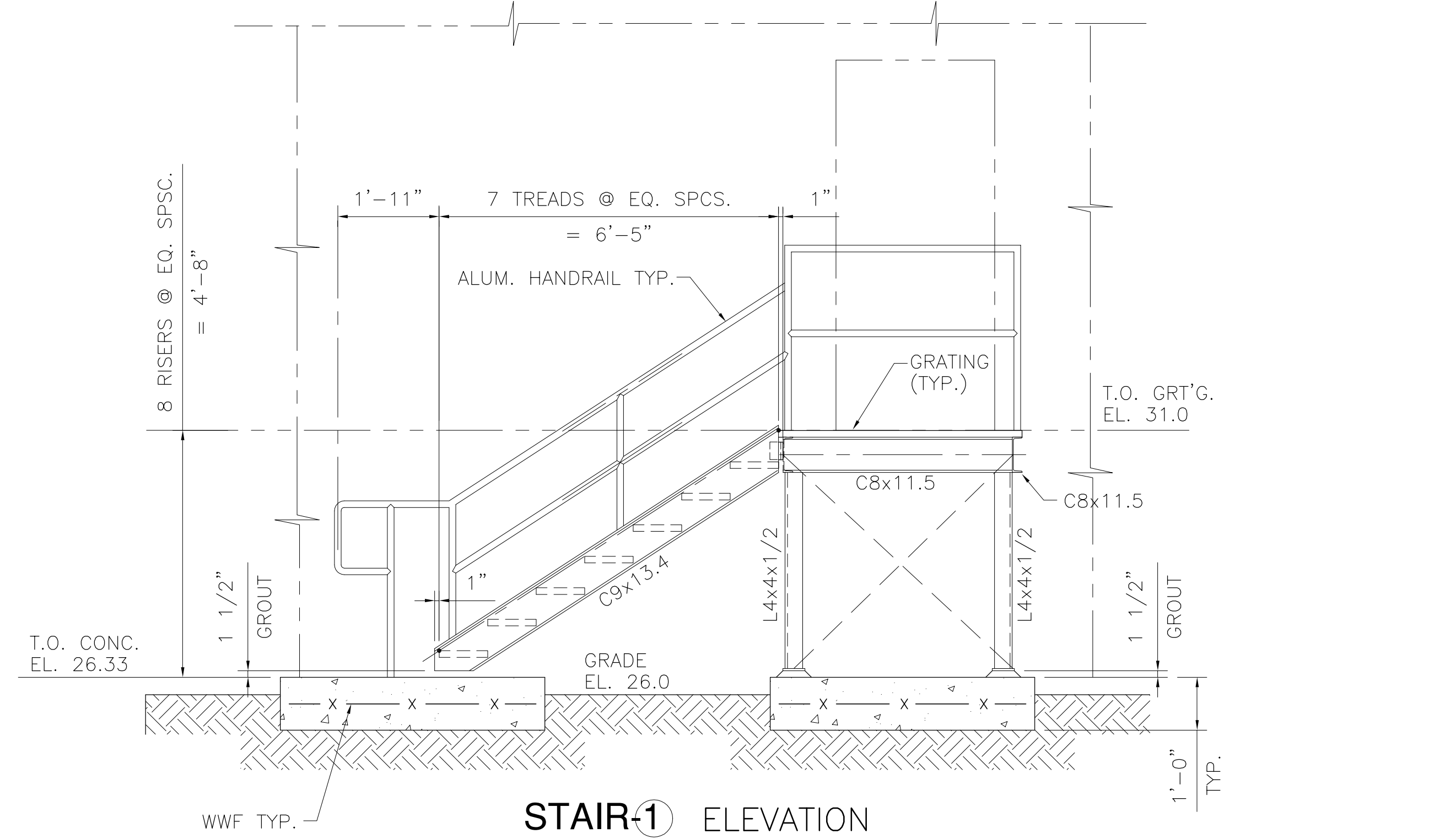
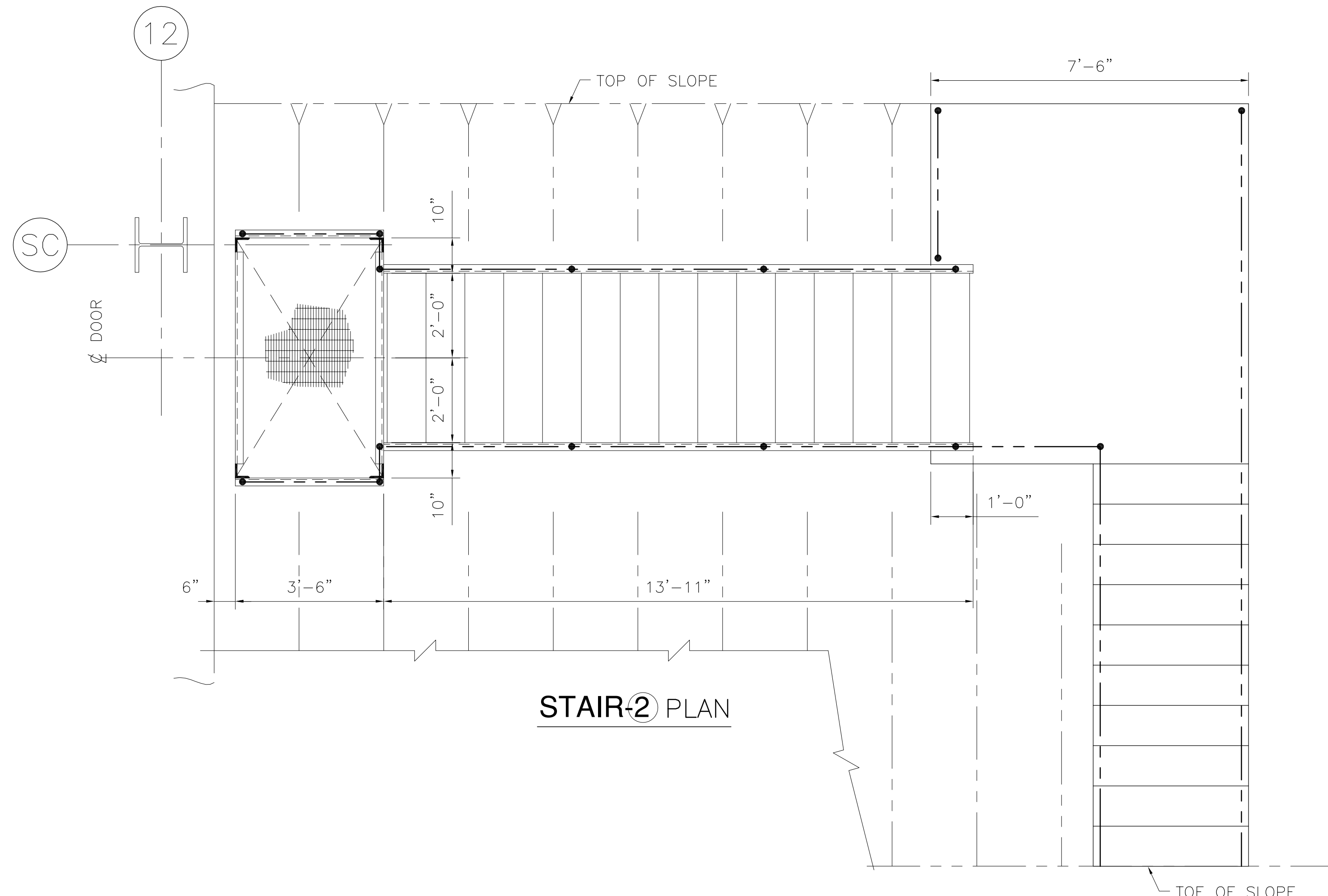
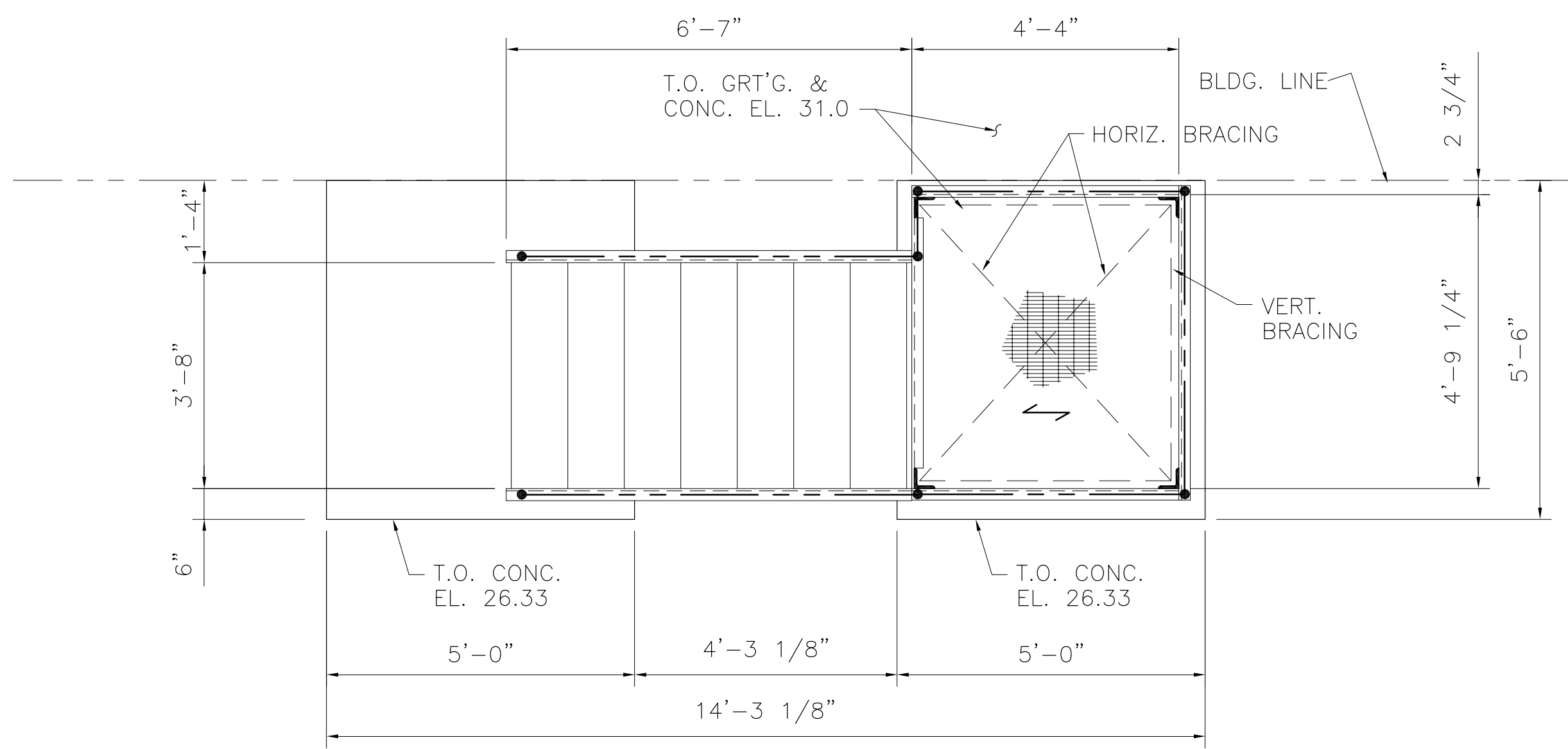
NOTE:  
THE TRASH RAKE ENCLOSURE CONSIST OF THREE SIDES AND A ROOF, BUILT-UP OF ALUMINUM EXTERIOR INTERLOCKING PANELS INSULATED TO R12 RATING. THE PANELS SHALL BE 4" MIN. THICKNESS WITH THE INTERLOCKING TOUNGE AND GROOVE A MIN. OF 3/4". ALSO THE JOINTS SHALL BE WEATHER SEALED. THESE PANELS SHALL BE SUPPORTED ON A WT 4 X 13 GRIT SYSTEM SPANNING 3' X 3' TO WITHSTAND 120 PSF. THE EXTERIOR SURFACE SHALL BE EMBOSSED WITH A STUCCO FINISH TO MATCH THE OUTSIDE OF THE BUILDING.  
MFR OF SUCH PANELS:  
1. A-WALL EXTERIOR BUILDING SYSTEM  
2. BENCHMARK ARCHITECTURAL SYSTEM OR EQUAL

NOTE:  
SEE TRASH RAKE VENDORS DWGS FOR ALL BASE PLATE SIZES AND ANCHOR BOLT LOCATIONS.

Rodney J. Gannuch, P.E.  
FLA. C.E. REG. NO. 53545

<p><b>Brown Cunningham Gannuch</b> ENGINEERS • ARCHITECTS • CONSULTANTS METairie, LOUISIANA 70006 (504) 454-8866 License No. EB00008095</p>	
<p><b>Burns &amp; McDonnell</b> 9400 WARD PARKWAY KANSAS CITY, MO 64114 Certified ISO 9000:2015 ENR #4930</p>	
<p>EVERGLADES CONSTRUCTION PROJECT STORMWATER TREATMENT AREA NO. 3/4 PUMP STATIONS G-370 &amp; G-372</p>	<p>PUMP STATION G-370 TRASH HANDLING SYSTEM SECTIONS &amp; DETAILS</p>
<p>SOUTH FLORIDA WATER MANAGEMENT DISTRICT</p>	<p>EVERGLADES CONSTRUCTION PROJECT 3301 GUN CLUB ROAD WEST PALM BEACH, FLORIDA 33406</p>
<p>CONTRACT NO. C-E304 DWG. NO. S-235</p>	

"RECORD DRAWINGS"



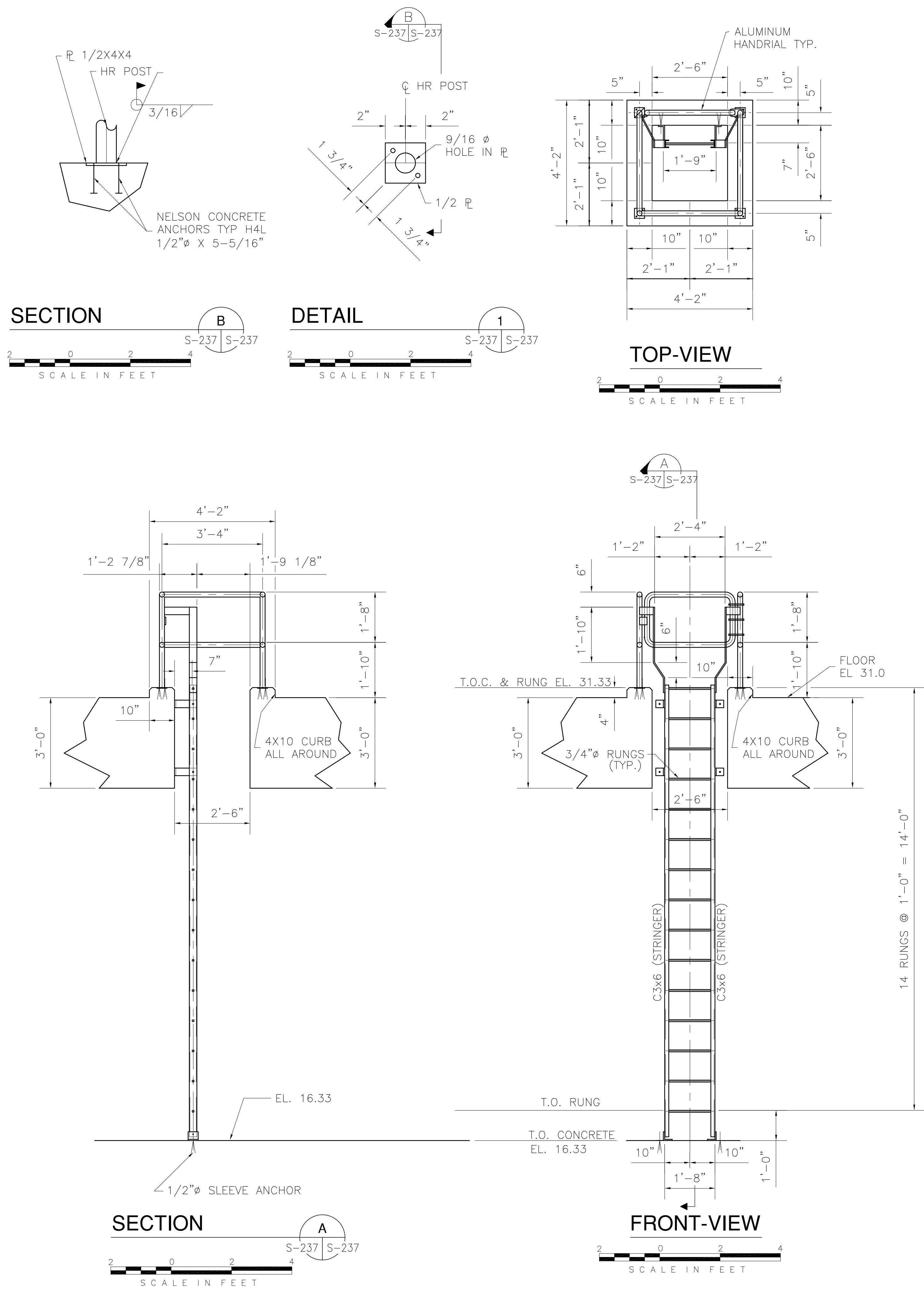
NOTE: SEE DWG. S-205 FOR STAIR LOCATIONS  
ALL STEEL BEAMS, COLUMNS, BRACING AND BOLTS TO BE HOT-DIPPED GALVANIZED.

Rodney J. Gannuch, P.E.  
FLA. C.E. REG. NO. 53545

<p><b>Burns &amp; McDonnell</b> SINCE 1888</p>		<p>EVERGLADES CONSTRUCTION PROJECT STORMWATER TREATMENT AREA NO. 3/4 PUMP STATION G-372 &amp; G-372 PUMP STATION G-372 STEEL STAIR 1 &amp; 2 PLANS &amp; ELEVATIONS</p>		<p>SOUTH FLORIDA WATER MANAGEMENT DISTRICT EVERGLADES CONSTRUCTION PROJECT 3301 GUN CLUB ROAD WEST PALM BEACH, FLORIDA 33406</p>	
<p>ENGINEERS, ARCHITECTS, CONSULTANTS METairie, LOUISIANA 70006 (504) 454-8866 License No. EB00008095</p>	<p>9400 WARD PARKWAY KANSAS CITY, MO 64114 Certified Estimator EB0000223 EB00024930</p>	<p>CONTRACT NO. C-E304 DWG. NO. S-236</p>	<p>REVISIONS</p>	<p>DATE</p>	<p>NO. / DWG. / CHKD.</p>
<p>DATE: 5/10/2001</p>	<p>CHKD: R/G</p>	<p>DESIGN: R/G</p>	<p>DER: R/G</p>	<p>E/M: R/G</p>	<p>JCF: R/G</p>
<p>DATE: 6-29-01</p>	<p>CHKD: R/G</p>	<p>DESIGN: R/G</p>	<p>DER: R/G</p>	<p>E/M: R/G</p>	<p>JCF: R/G</p>
<p>DATE: 6-29-01</p>	<p>CHKD: R/G</p>	<p>DESIGN: R/G</p>	<p>DER: R/G</p>	<p>E/M: R/G</p>	<p>JCF: R/G</p>
<p>DATE: 6-29-01</p>	<p>CHKD: R/G</p>	<p>DESIGN: R/G</p>	<p>DER: R/G</p>	<p>E/M: R/G</p>	<p>JCF: R/G</p>

"RECORD DRAWINGS"


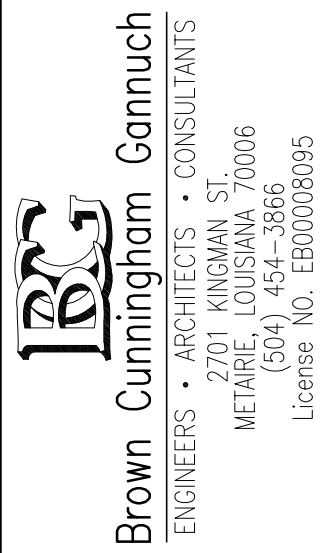
COPYRIGHT ©2001 BY BURNS & MCDONNELL ENGINEERING COMPANY, INC.

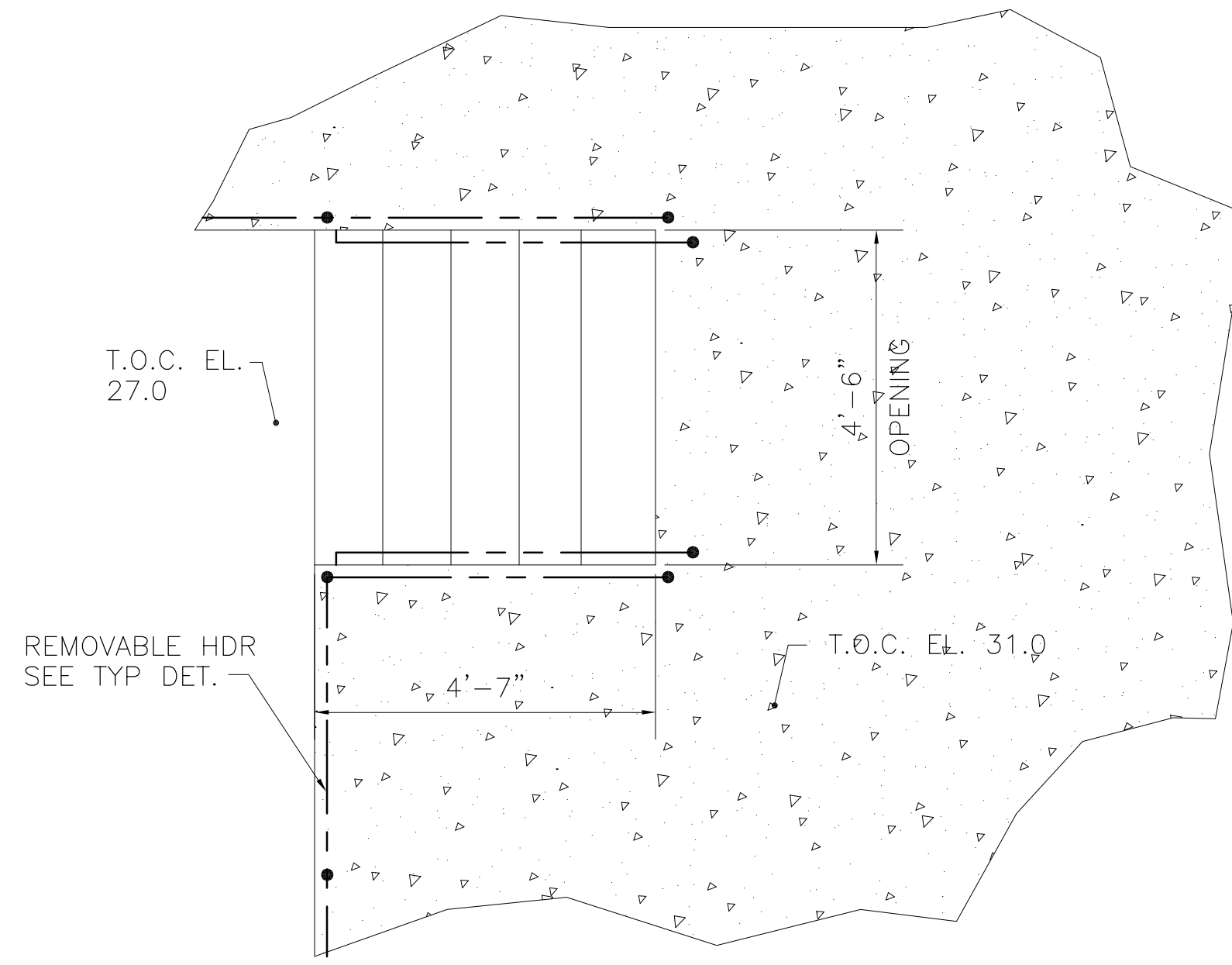


NOTE: SEE DWG. S-205 FOR LADDER LOCATION

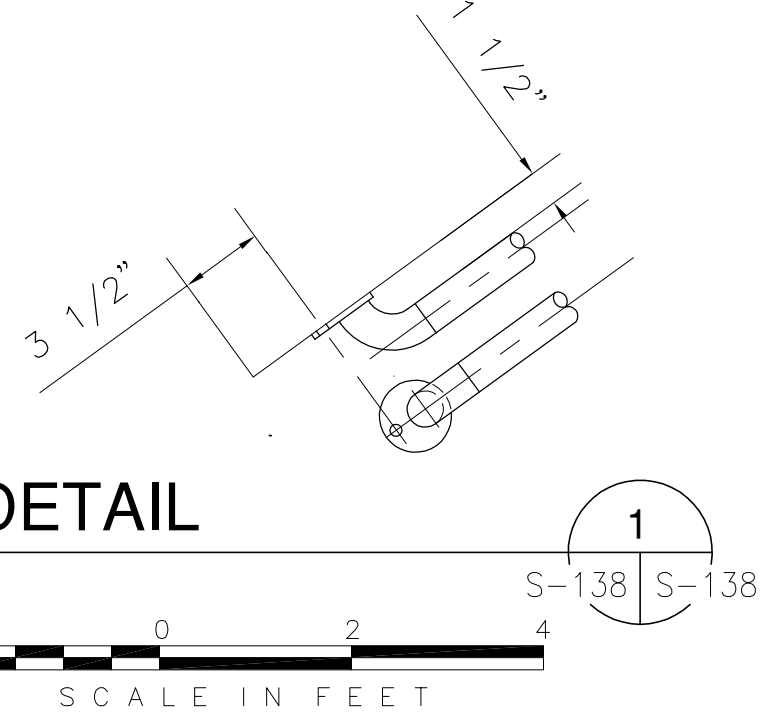
STAIR ③

"RECORD DRAWINGS"

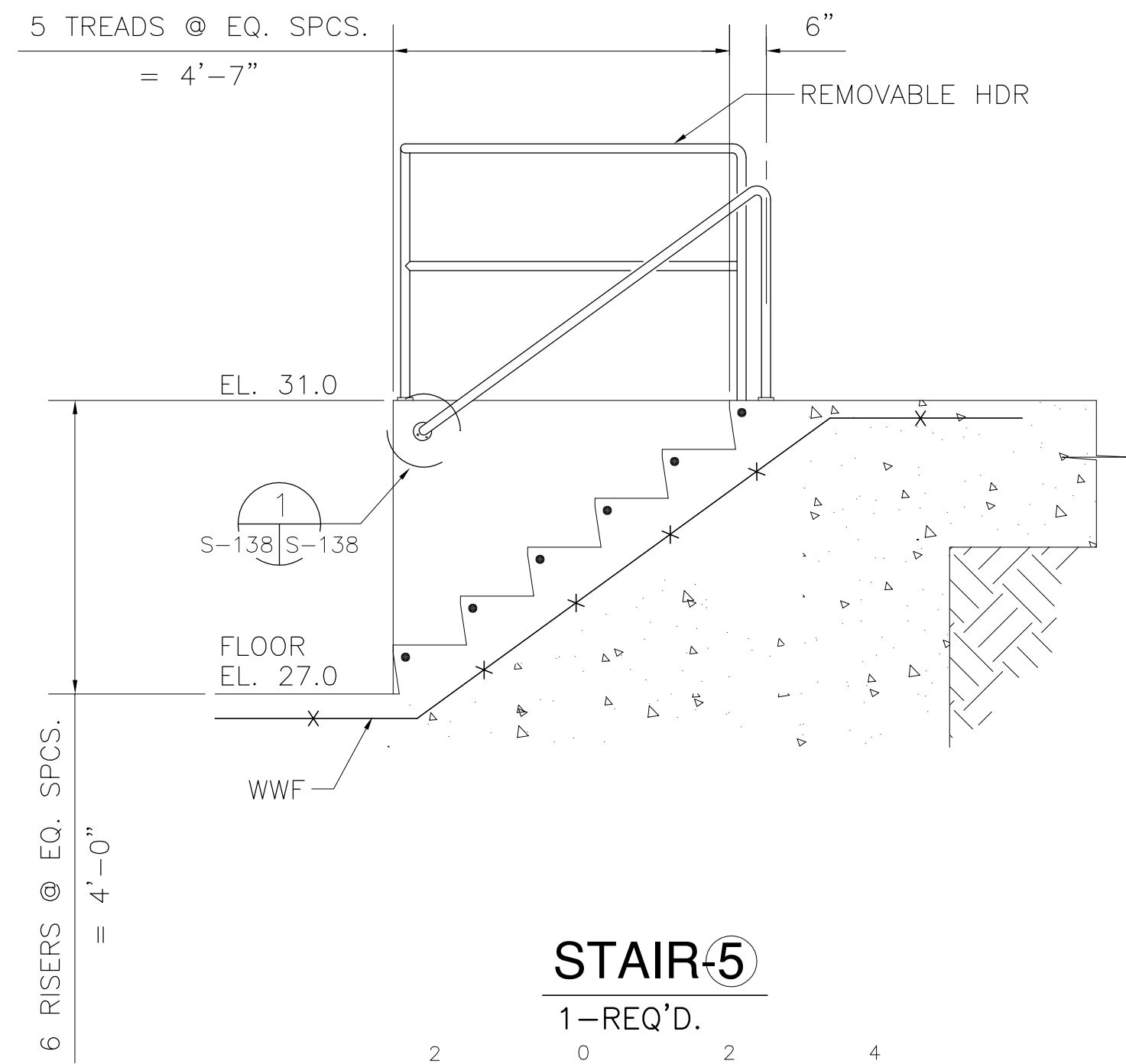
 <p><b>Burns &amp; McDonnell</b> SINCE 1938 9400 WARD PARKWAY KANSAS CITY, MO 64114 Certified ISO 9000:2015 ENR 24930</p>		 <p><b>Brown Cunningham Gannuch</b> ENGINEERS • ARCHITECTS • CONSULTANTS METairie, LOUISIANA 70006 (504) 454-8866 License No. EB00008095</p>	
DRAWN	JCF	CHKD	
DESIGN	DER	R/C	
CHKD		DATE	5/10/2001
NO.	DWN	CHKD	DATE
<p>SOUTH FLORIDA WATER MANAGEMENT DISTRICT</p>		<p>EVERGLADES CONSTRUCTION PROJECT STORMWATER TREATMENT AREA NO. 3/4 PUMP STATIONS G-370 &amp; G-372 PUMP STATION G-372 LADDER DETAILS</p>	
<p>EVERGLADES CONSTRUCTION PROJECT STORMWATER TREATMENT AREA NO. 3/4 PUMP STATIONS G-370 &amp; G-372 PUMP STATION G-372 LADDER DETAILS</p>		<p>3301 GUN CLUB ROAD WEST PALM BEACH, FLORIDA 33406</p>	
<p>CONTRACT NO. C-E304 DWG. NO. S-237</p>		<p>RODNEY J. GANNUCH, P.E. FLA. C.E. REG. NO. 53545</p>	



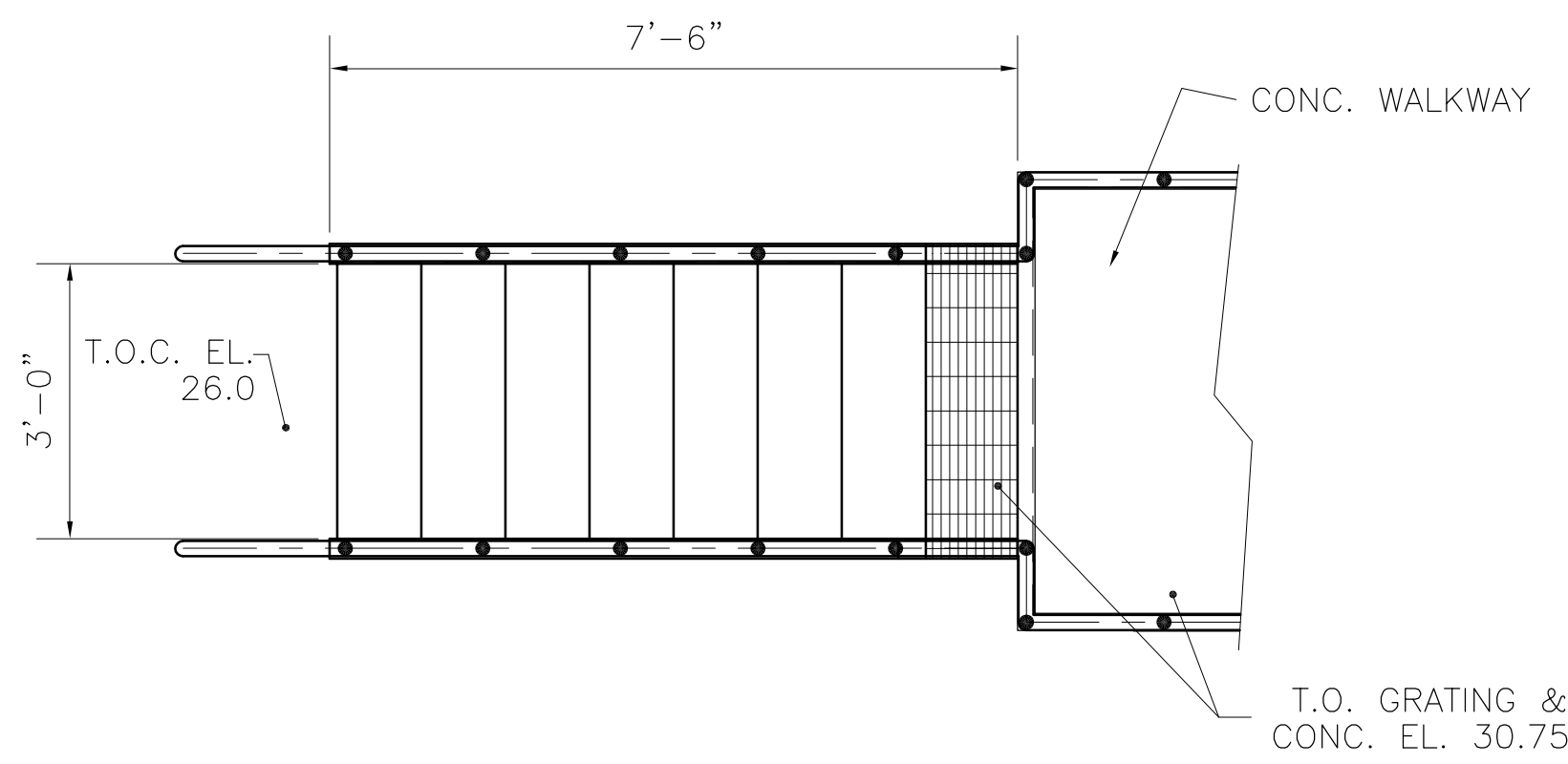
PLAN @ LOADING DOCK  
STAIR-5



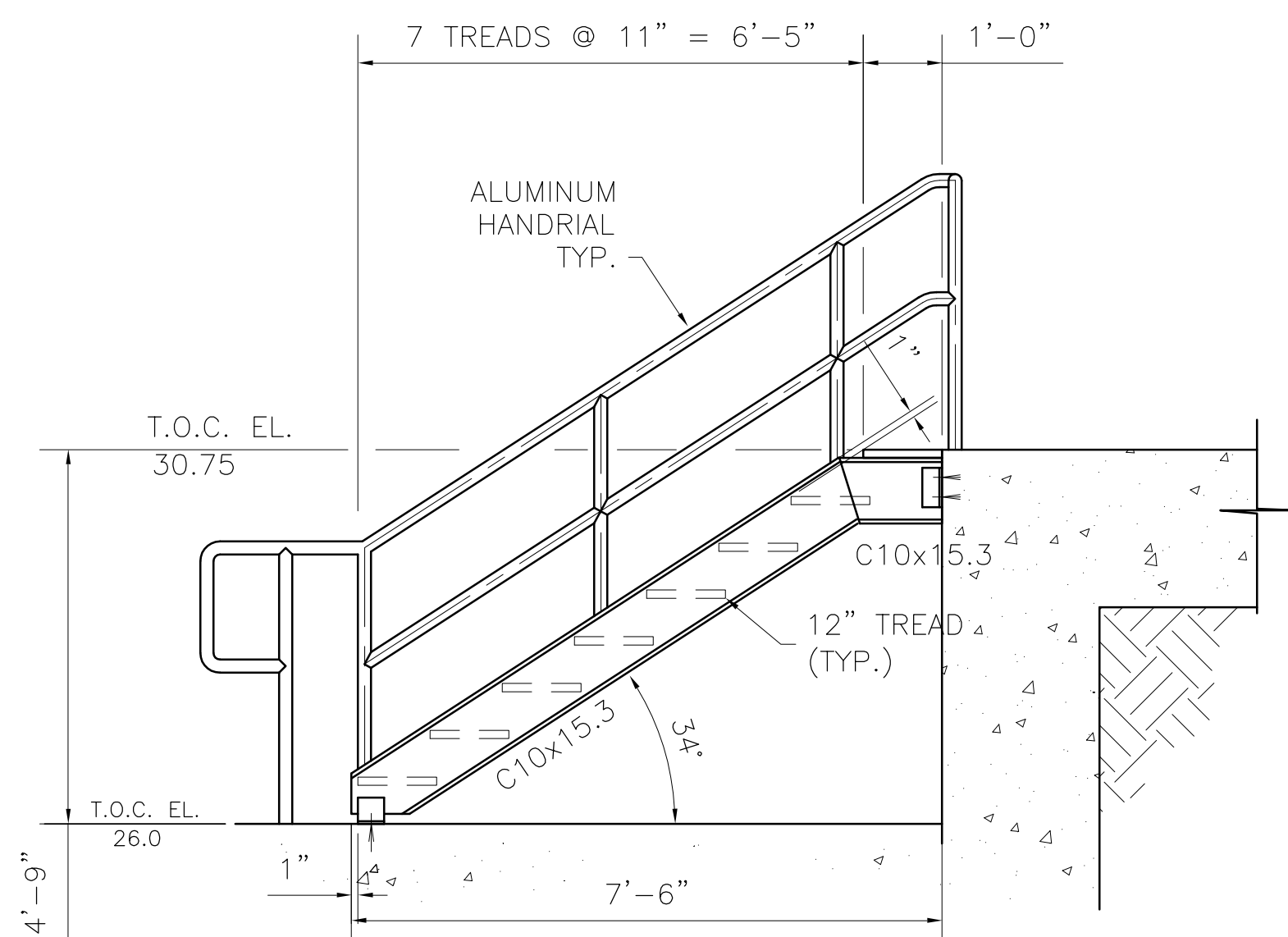
DETAIL



STAIR-5  
1-REQ'D.

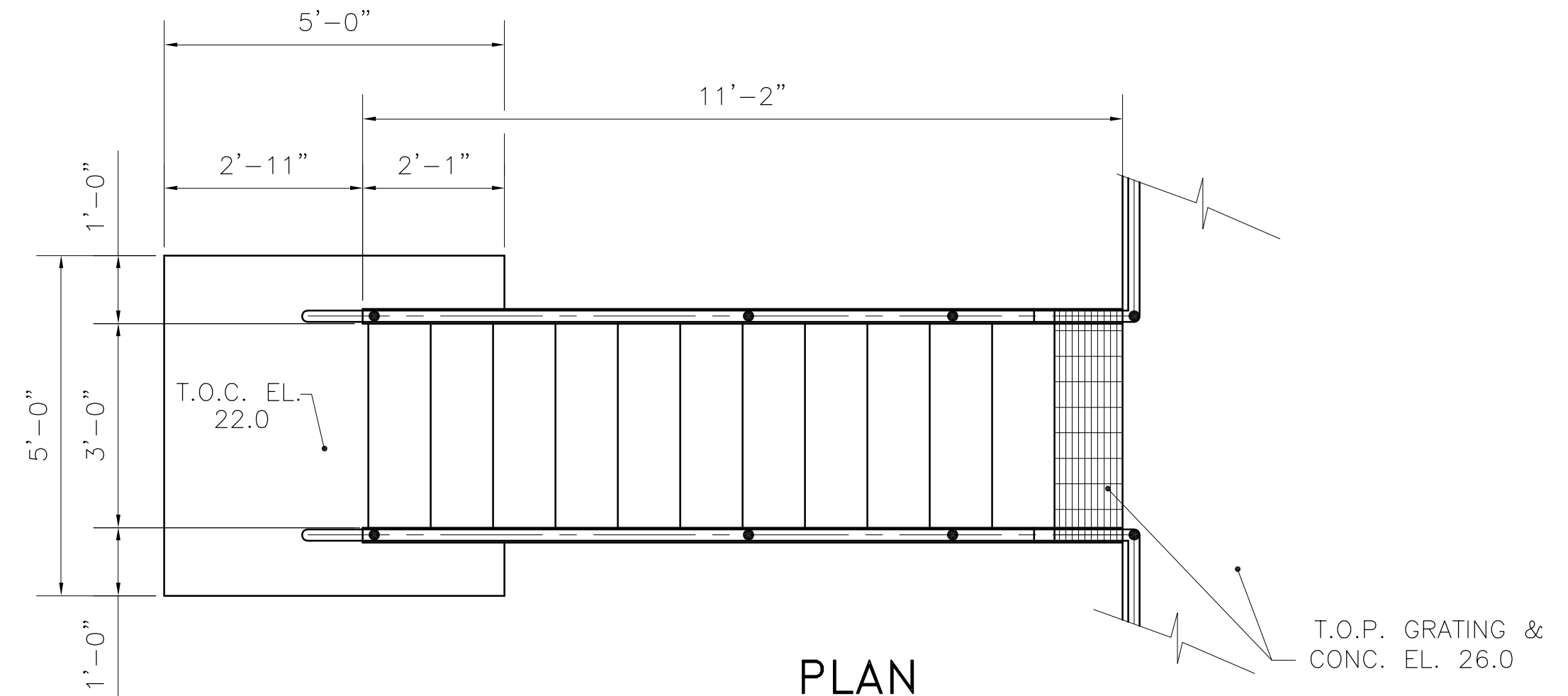


PLAN  
STAIR-6

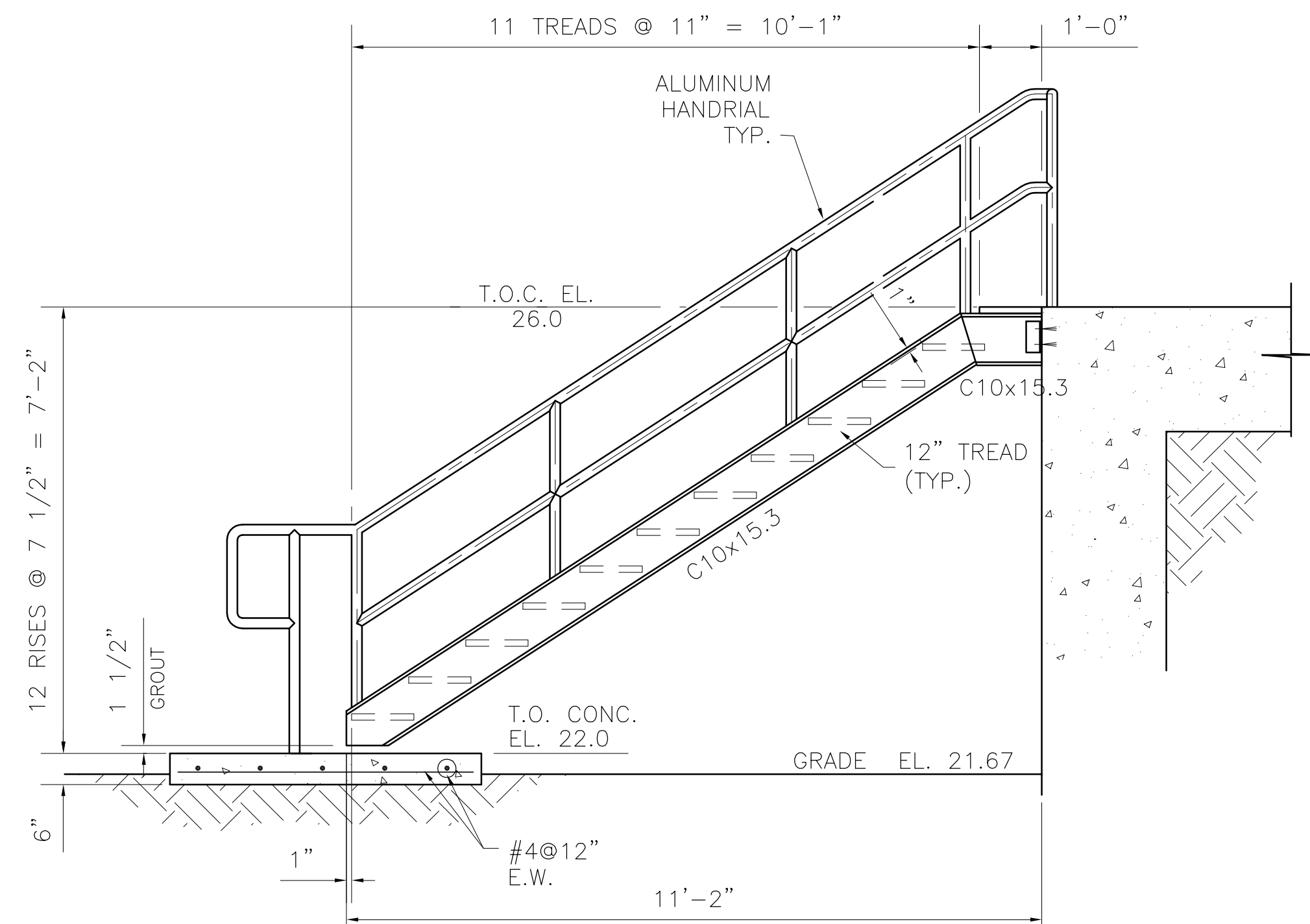


STAIR-6

STAIR-8  
SIM & OPP



PLAN  
STAIR-7




STAIR-7



NOTE: SEE DWG. S-205 FOR STAIR LOCATIONS

Rodney J. Gannuch, P.E.  
FLA. C.E. REG. NO. 53545



CONTRACT NO.  
C-E304  
DWG. NO.  
S-238

SOUTH FLORIDA  
WATER MANAGEMENT DISTRICT  
EVERGLADES CONSTRUCTION PROJECT  
3301 SUN CLUB ROAD  
WEST PALM BEACH, FLORIDA 33406

EVERGLADES CONSTRUCTION PROJECT  
STORMWATER TREATMENT AREA NO. 3/4  
PUMP STATIONS G-370 & G-372  
PUMP STATION G-372  
STEEL STAIRS 5, 6, 7 & 8  
PLANS & ELEVATIONS

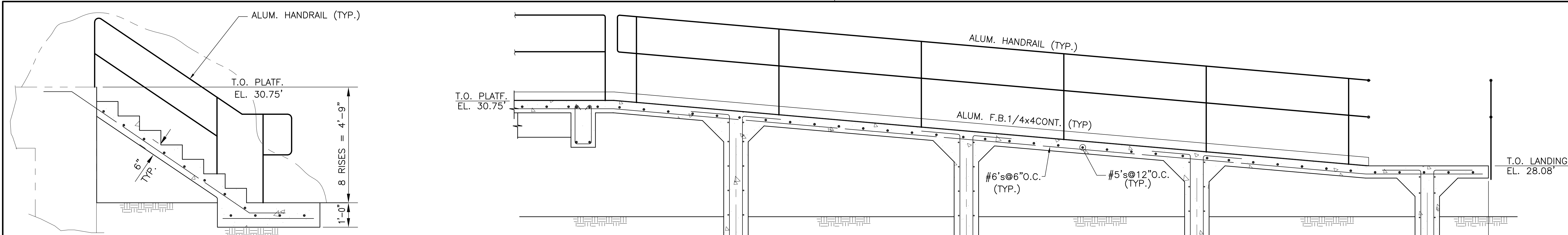
Burns & McDonnell  
SINCE 1938  
9400 WARD PARKWAY  
KANSAS CITY, MO 64114  
Certified Professional Engineer  
E-24930

Brown Cunningham Gannuch  
ENGINEERS • ARCHITECTS • CONSULTANTS  
METairie, LOUISIANA 70006  
(504) 454-8866  
License No. EB00008095

DRAWN: JCF  
CHKD: EJM  
DESIGN: DER  
R/C: R/G  
DATE: 5/10/2001

NO. DWG: CHKD  
DATE

REVISIONS



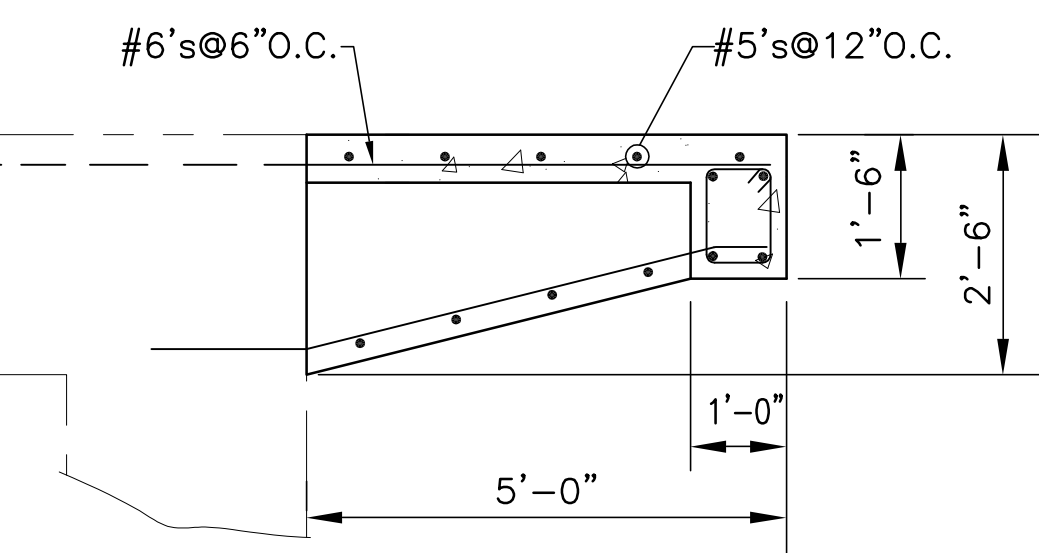
NOTE:  
SEE TYP. STAIR DET. 3 ON DWG. S-6  
FOR STANDARD STAIR INFO.

**SECTION**

N.T.S. S-240 S-240

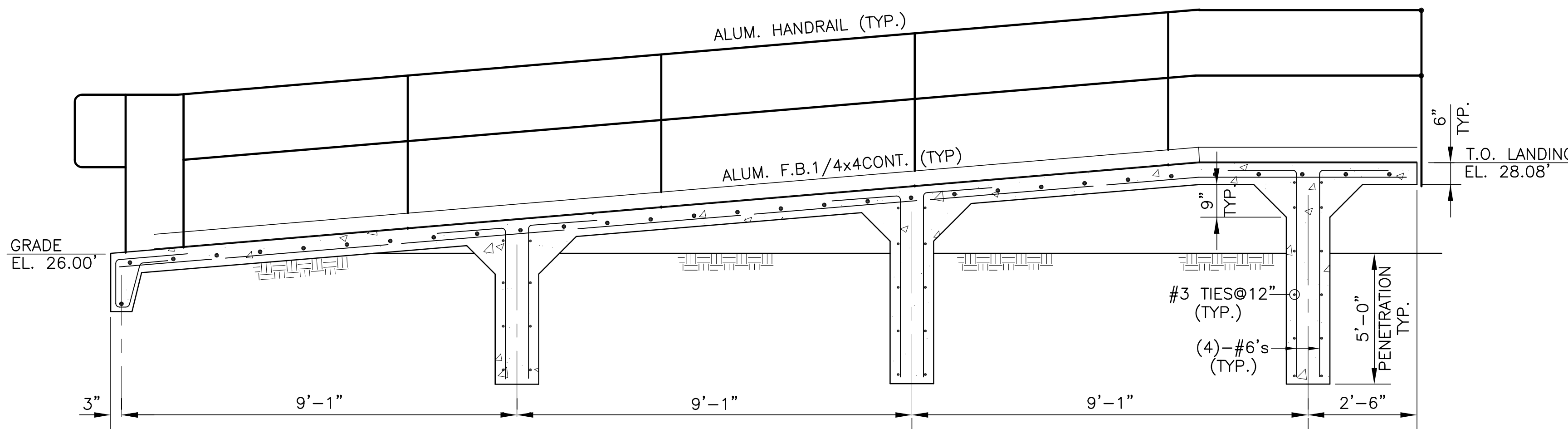
**SECTION**

N.T.S. S-240 S-240



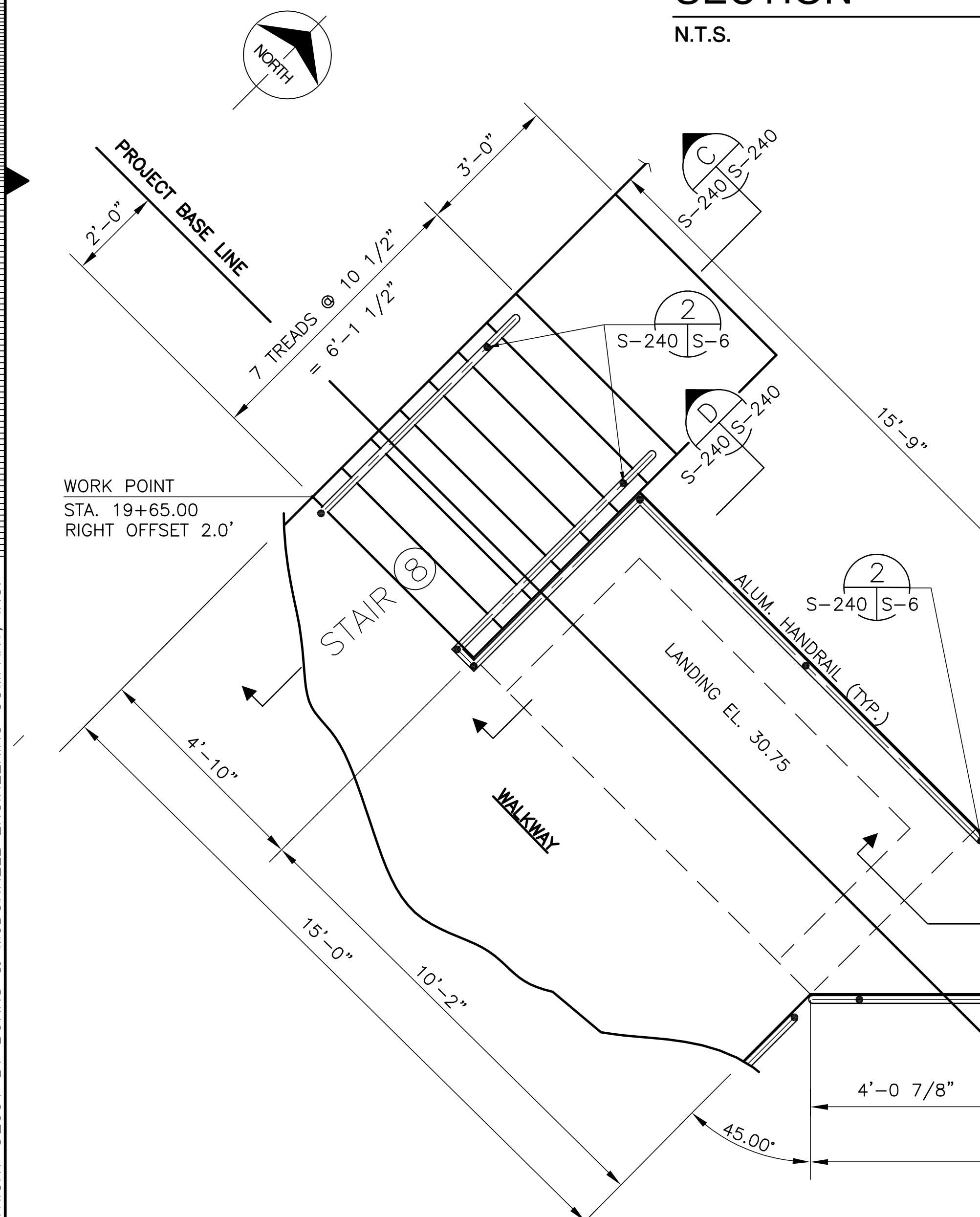
**SECTION**

N.T.S. S-240 S-240



**SECTION**

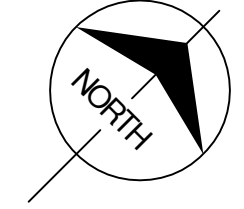
N.T.S. S-240 S-240



WORK POINT  
STA. 19+65.00  
RIGHT OFFSET 2.0'

**PLAN**

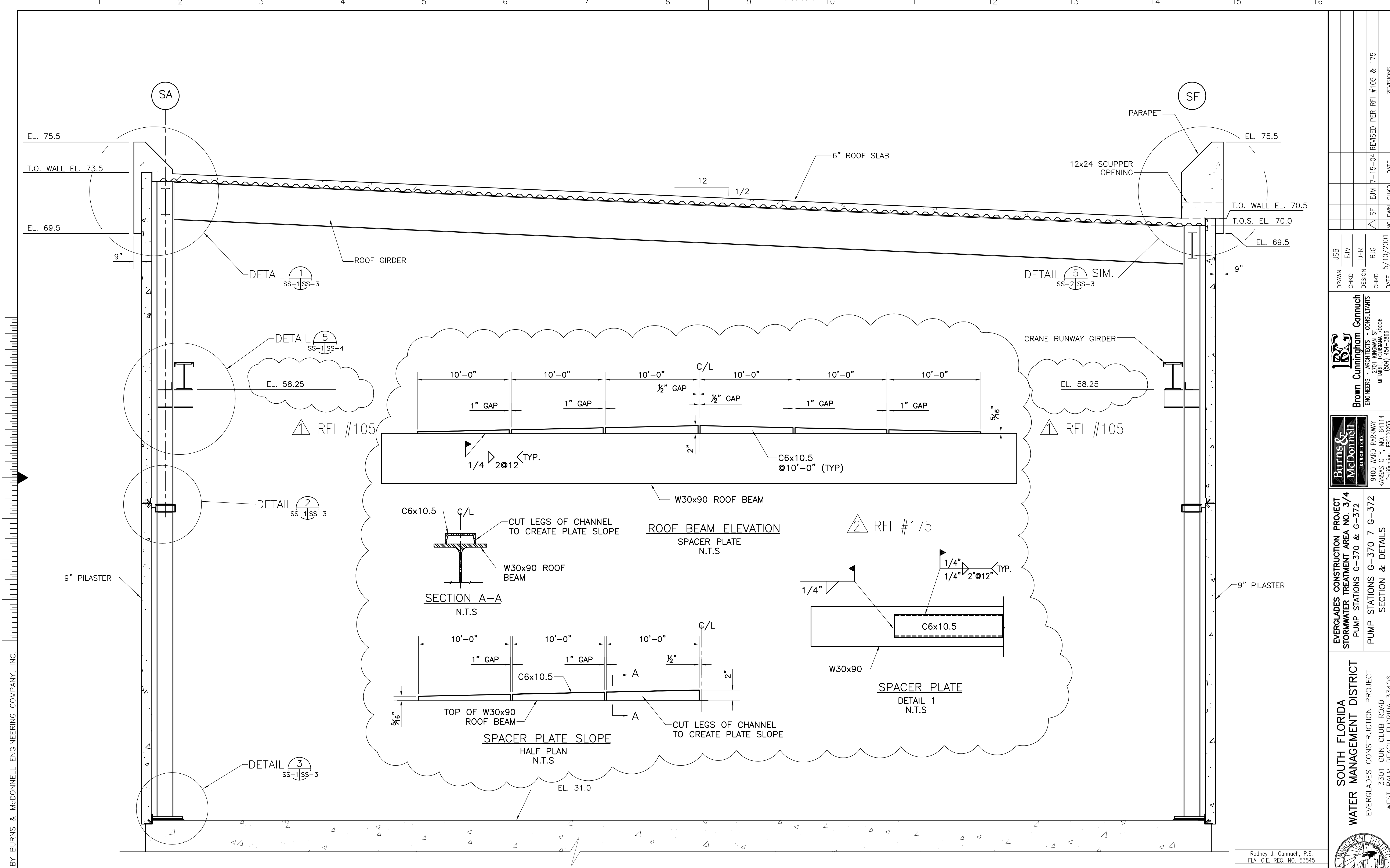
"RECORD DRAWINGS"



Scale For Microfilming  
Inches  
Millimeters

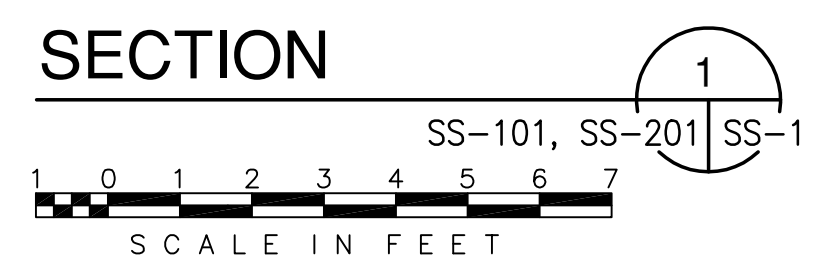
COPYRIGHT ©2001 BY BURNS & McDONNELL ENGINEERING COMPANY, INC.

<p><b>Brown Cunningham Gannuch</b> ENGINEERS, ARCHITECTS, CONSULTANTS METAFARE, LOUISIANA 70006 (504) 454-3866 License No. EB00008095</p>		<p>REVISIONS</p> <table border="1"> <tr><th>NO.</th><th>DATE</th><th>CHKD</th><th>DATE</th></tr> <tr><td> </td><td> </td><td> </td><td> </td></tr> </table>	NO.	DATE	CHKD	DATE				
NO.	DATE	CHKD	DATE							
<p><b>Burns &amp; McDonnell</b> SINCE 1888 9400 WARD PARKWAY KANSAS CITY, MO. 64114 Certification: ER0000253 24930</p>		<p>DATE: 5/10/2001</p>								
<p>EVERGLADES CONSTRUCTION PROJECT STORMWATER TREATMENT AREA NO. 3/4 PUMP STATIONS G-370 &amp; G-372 PUMP STATION G-372 HANDYCAP PEDESTRIAN RAMP</p>										
<p><b>SOUTH FLORIDA WATER MANAGEMENT DISTRICT</b> EVERGLADES CONSTRUCTION PROJECT 3301 GUN CLUB ROAD WEST PALM BEACH, FLORIDA 33406</p>										
<p>Rodney J. Gannuch, P.E. FLA. C.E. REG. NO. 53545</p>										
<p>CONTRACT NO. C-E304 DWG. NO. S-240</p>										




Scale For Microfilming  
Inches  
Millimeters

COPYRIGHT ©2001 BY BURNS & MCDONNELL ENGINEERING COMPANY, INC.



"RECORD DRAWINGS"

		<b>Burns &amp; McDonnell</b> SINCE 1938 9400 WARD PARKWAY KANSAS CITY, MO 64114 Central Office BRG 24930	
<b>Brown Cunningham Gannuch</b> ENGINEERS - ARCHITECTS - CONSULTANTS METairie, LOUISIANA 70006 (504) 454-3886 License No. EB00008095		EVERGLADES CONSTRUCTION PROJECT STORMWATER TREATMENT AREA NO. 3/4 PUMP STATIONS G-370 & G-372 PUMP STATIONS G-370 7 G-372 SECTION & DETAILS	
DRAWN JSB	CHKD EJM	DESIGN DER	R/G R/G
CHKD SS-1	DATE 5/10/2001	NO. DWG SS-1	REVISIONS DATE
REVISIONS DATE		REVISIONS DATE	

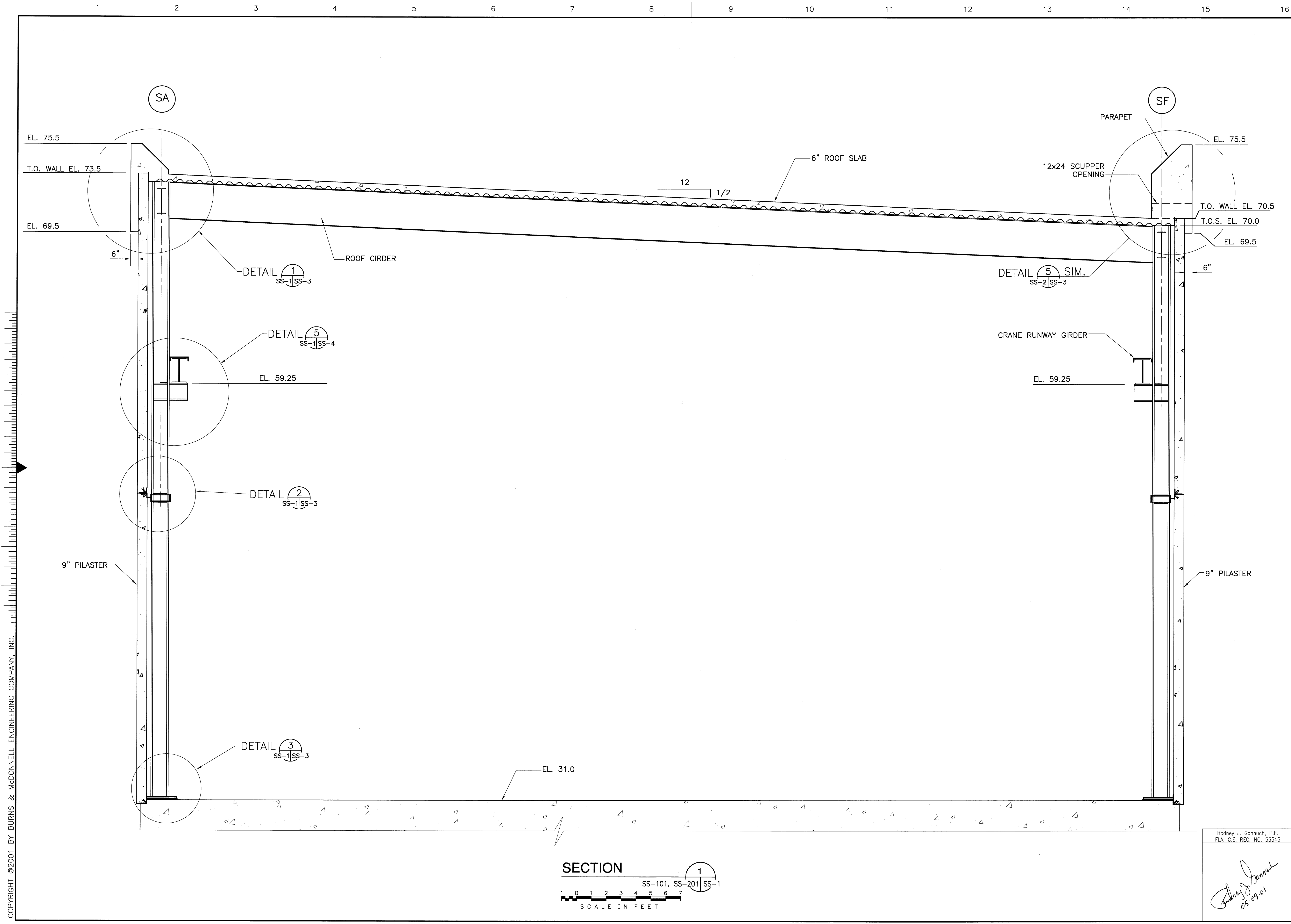


SOUTH FLORIDA  
 WATER MANAGEMENT DISTRICT  
 EVERGLADES CONSTRUCTION PROJECT  
 3301 GUN CLUB ROAD  
 WEST PALM BEACH, FLORIDA 33406

CONTRACT NO.  
 C-E304  
 DWG. NO.  
 SS-1

Rodney J. Gannuch, P.E.  
 FLA. C.E. REG. NO. 53545





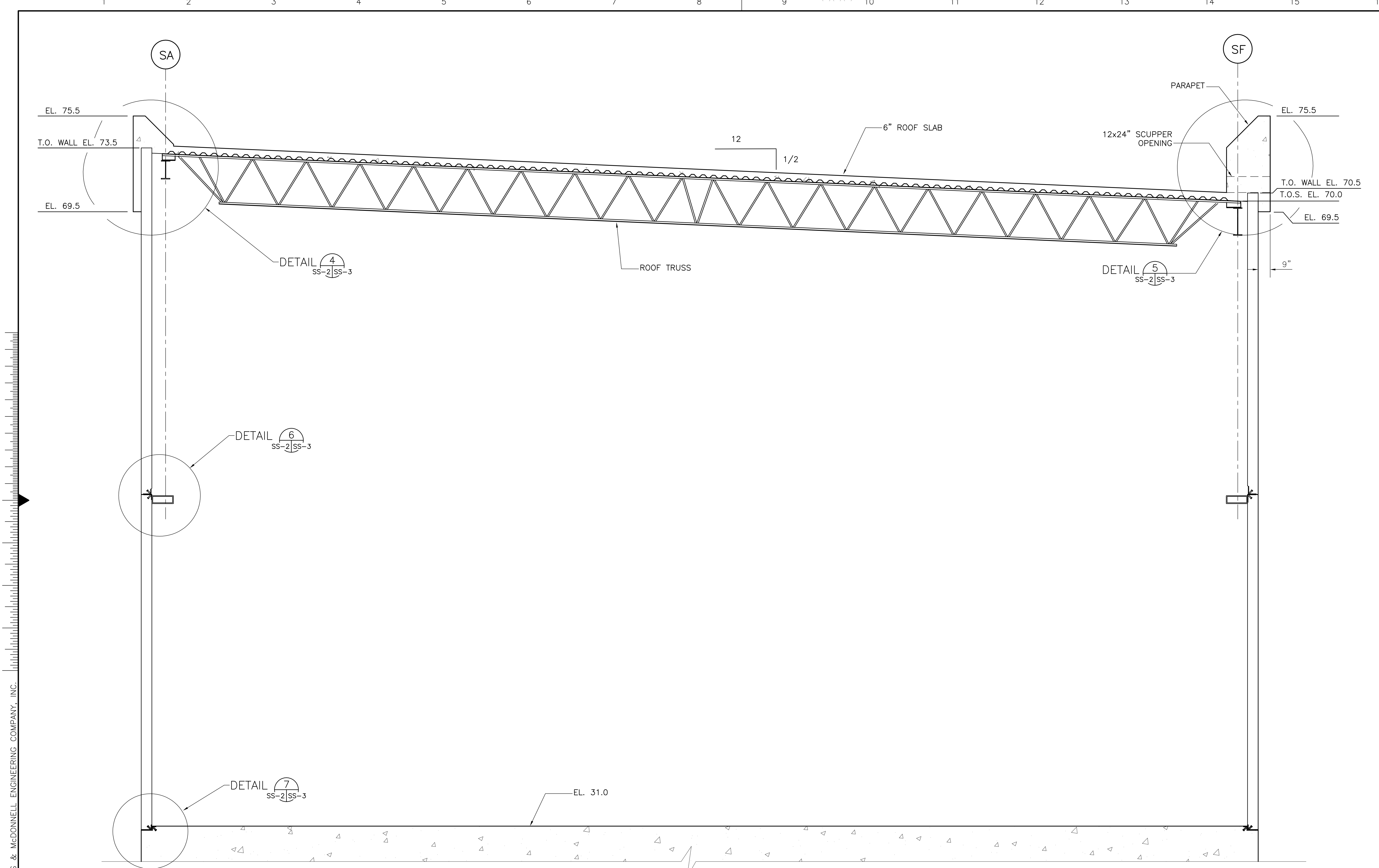
Scale For Microfilming  
 Millimeters  
 Inches

COPYRIGHT ©2001 BY BURNS & McDONNELL ENGINEERING COMPANY, INC.

**SECTION 1**  
 SS-101, SS-201 | SS-1  
 SCALE IN FEET

Rodney J. Gannuch, P.E.  
 FLA. C.E. REG. NO. 53545  
*Rodney J. Gannuch*  
 05-09-01

<b>Burns &amp; McDonnell</b> <small>SINCE 1939</small> 9400 WARD PARKWAY KANSAS CITY, MO. 64114 Certification: EB0002653 BMD 24930		<b>Brown Cunningham Gannuch</b> <small>ENGINEERS - ARCHITECTS - CONSULTANTS</small> METairie, LOUISIANA 70006 License No. EB00008995	
EVERGLADES CONSTRUCTION PROJECT STORMWATER TREATMENT AREA NO. 3/4 PUMP STATIONS G-370 & G-372	SOUTH FLORIDA WATER MANAGEMENT DISTRICT EVERGLADES CONSTRUCTION PROJECT 3301 GUN CLUB ROAD WEST PALM BEACH, FLORIDA 33406	PUMP STATIONS G-370 7 G-372 SECTION & DETAILS	PROJECT NO. 3/4 DWG. NO. SS-1
DRAWN: JSB CHECKED: CHKD DESIGN: DER DATE: 5/10/2001	EJM DER RJC CHKD	NO. DWN: CHKD DATE:	REVISIONS



COPYRIGHT ©2001 BY BURNS & McDONNELL ENGINEERING COMPANY, INC.

**SECTION**

SS-101, SS-201 | SS-3

1 0 1 2 3 4 5 6 7

SCALE IN FEET

Rodney J. Gannuch, P.E.  
 FLA. C.E. REG. NO. 53545



CONTRACT NO.  
 C-E304  
 DWG. NO.  
 SS-2

**SOUTH FLORIDA WATER MANAGEMENT DISTRICT**  
 EVERGLADES CONSTRUCTION PROJECT  
 3301 GUN CLUB ROAD  
 WEST PALM BEACH, FLORIDA 33406

**EVERGLADES CONSTRUCTION PROJECT**  
 STORMWATER TREATMENT AREA NO. 3/4  
 PUMP STATIONS G-370 & G-372  
 PUMP STATIONS G-370 & G-372  
 SECTION & DETAILS

**Burns & McDonnell**  
 SINCE 1893  
 9400 WARD PARKWAY  
 KANSAS CITY, MO 64114  
 Certified Professional Engineer  
 BRG-24930

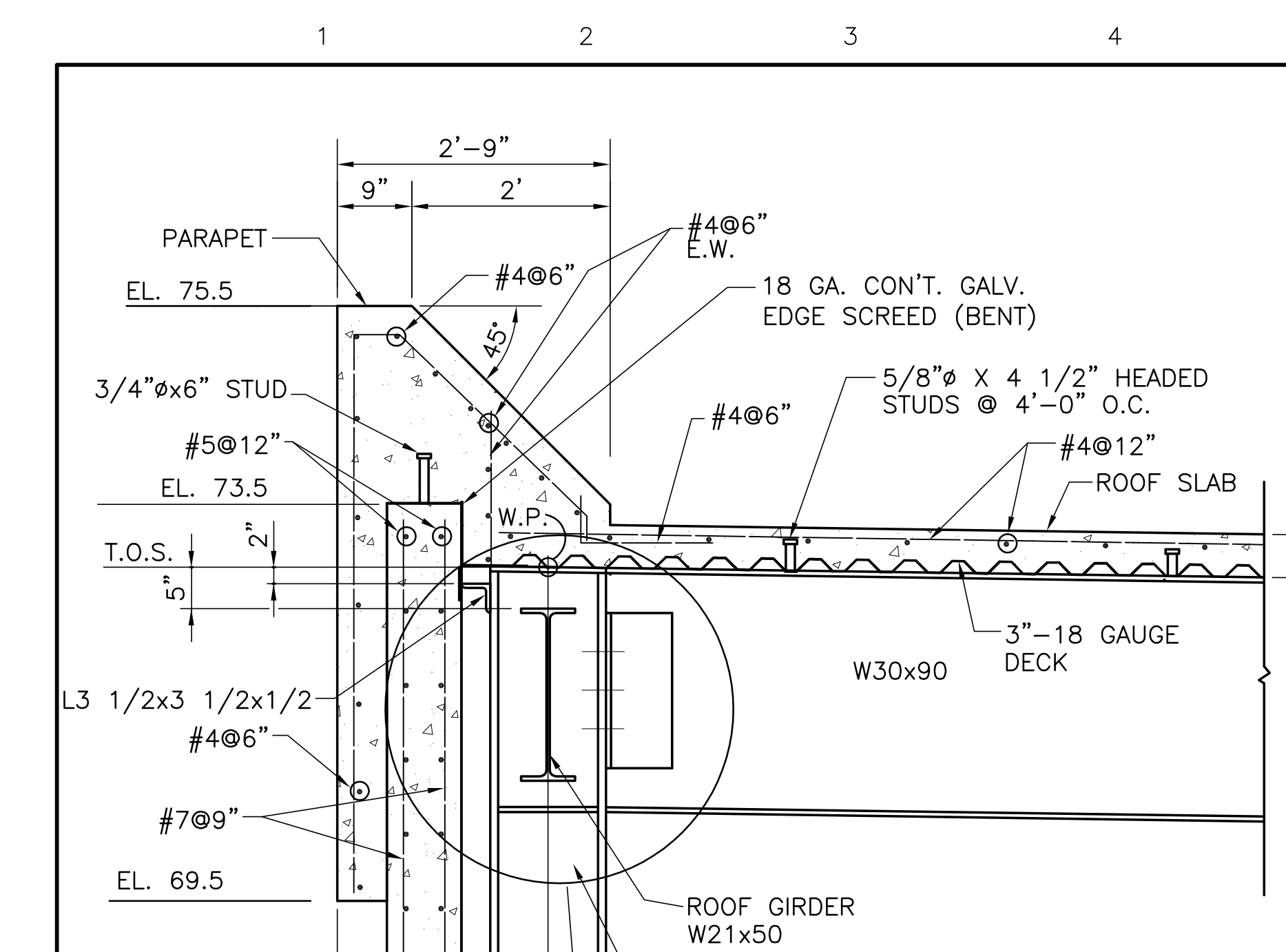
**Brown Cunningham Gannuch**  
 ENGINEERS - ARCHITECTS - CONSULTANTS  
 METairie, LOUISIANA 70006  
 (504) 454-3886  
 License No. EB00008095

NO.	DATE	CHKD	DATE
1	5/10/2001		

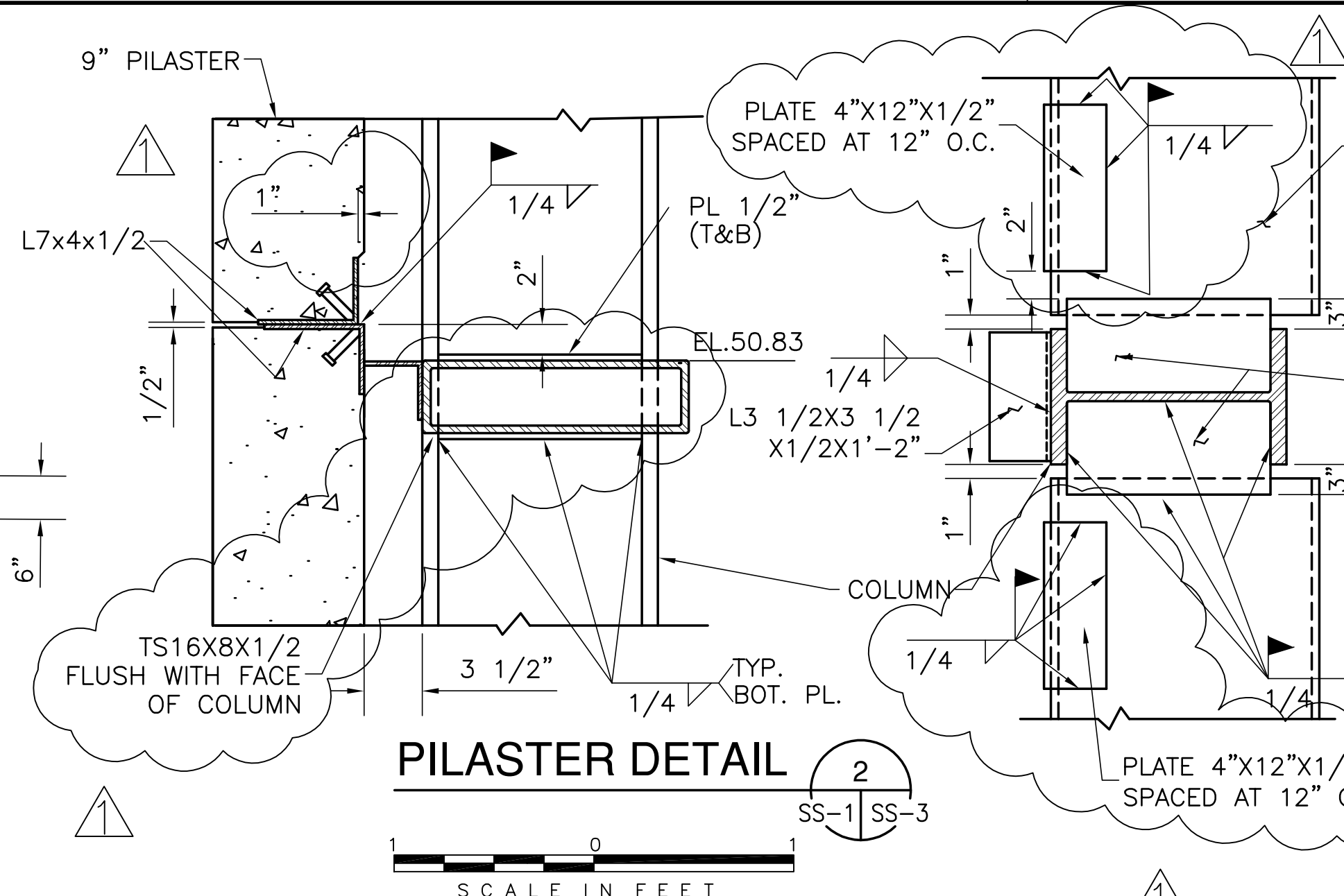
JOB	DESIGN	DATE
SS-2	SS-3	5/10/2001

REVISIONS	DATE	CHKD

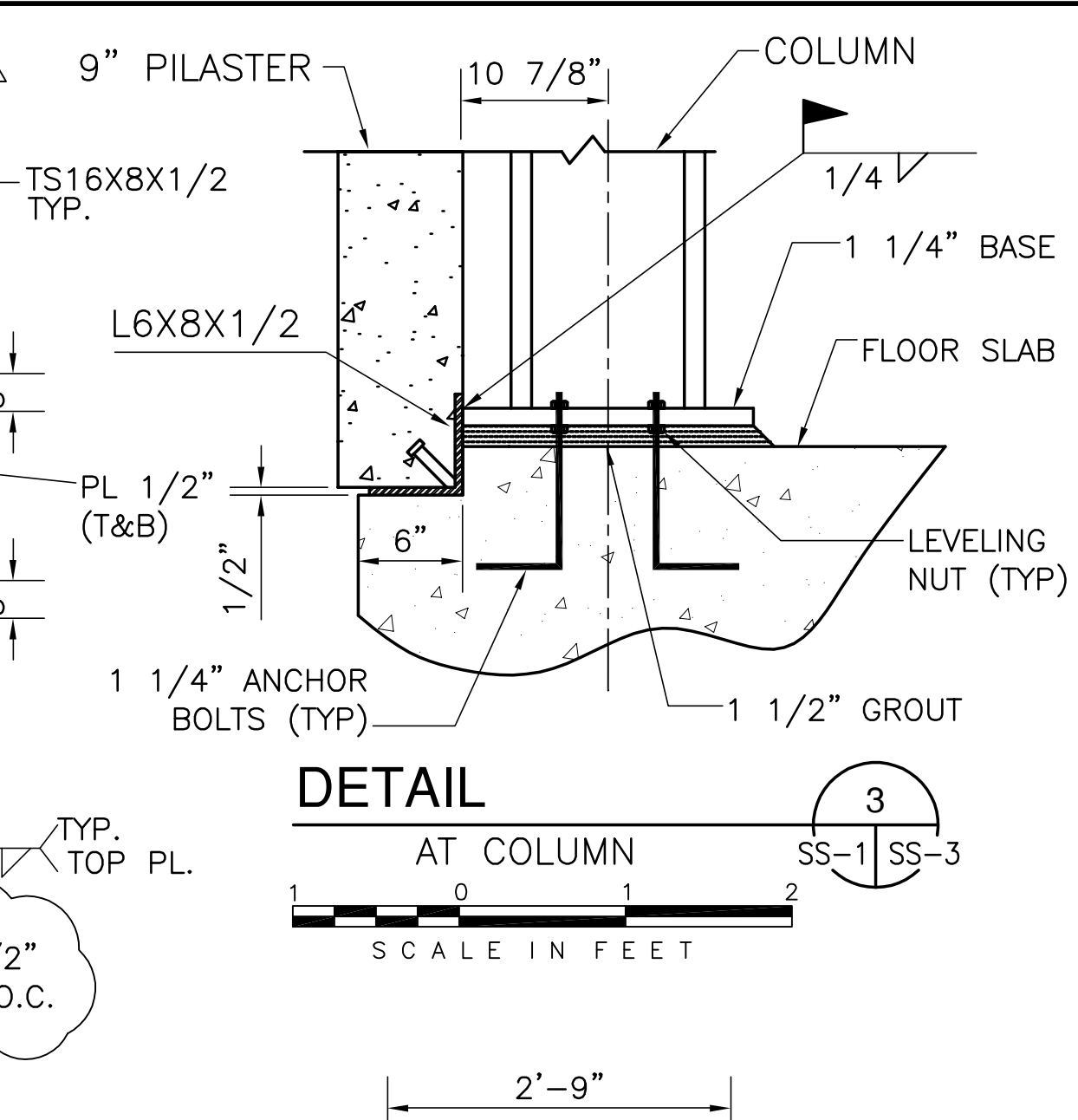
"RECORD DRAWINGS"



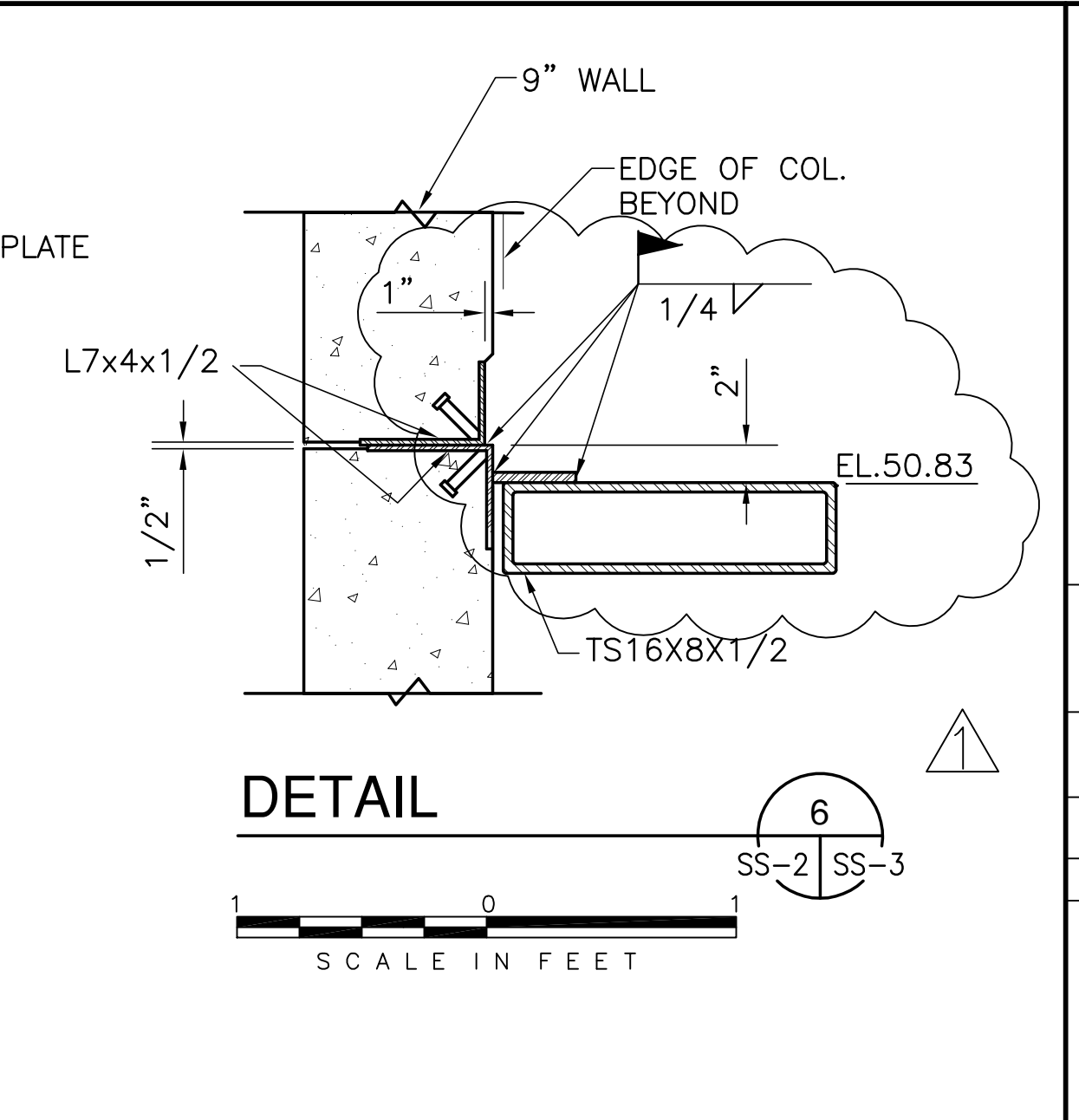
**DETAIL 1**  
SS-1 SS-3  
SCALE IN FEET



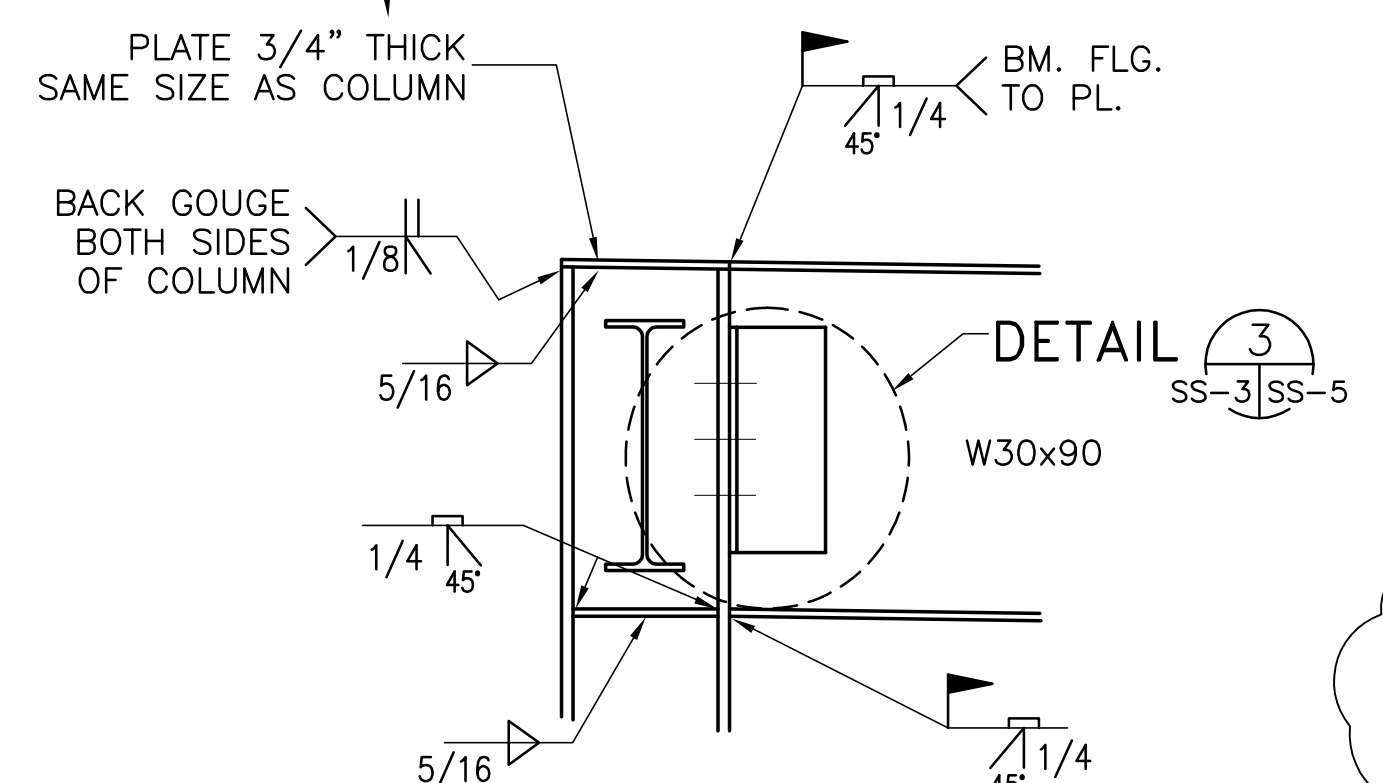
**PILASTER DETAIL 2**  
SS-1 SS-3  
SCALE IN FEET



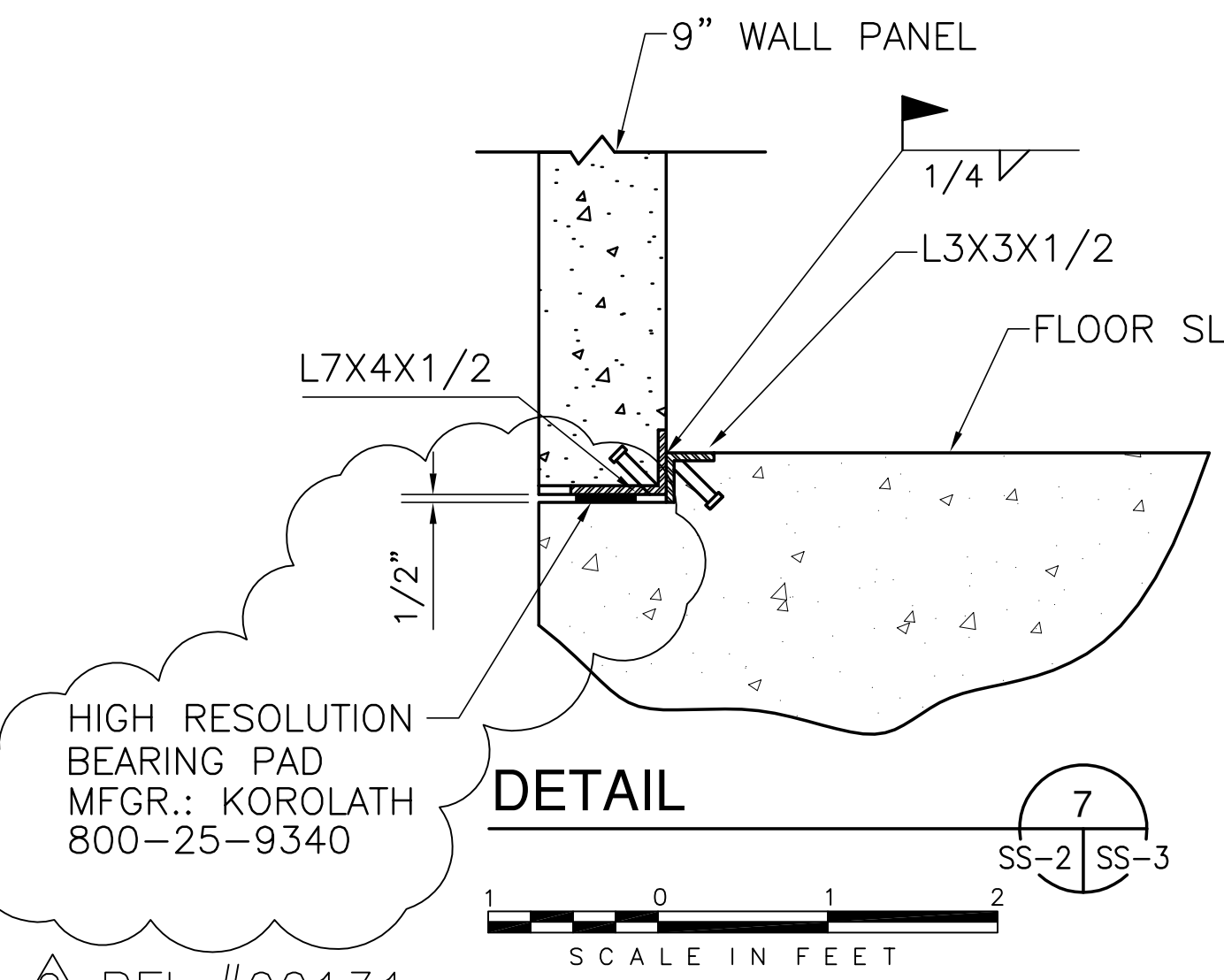
**DETAIL 3**  
AT COLUMN  
SS-1 SS-3  
SCALE IN FEET



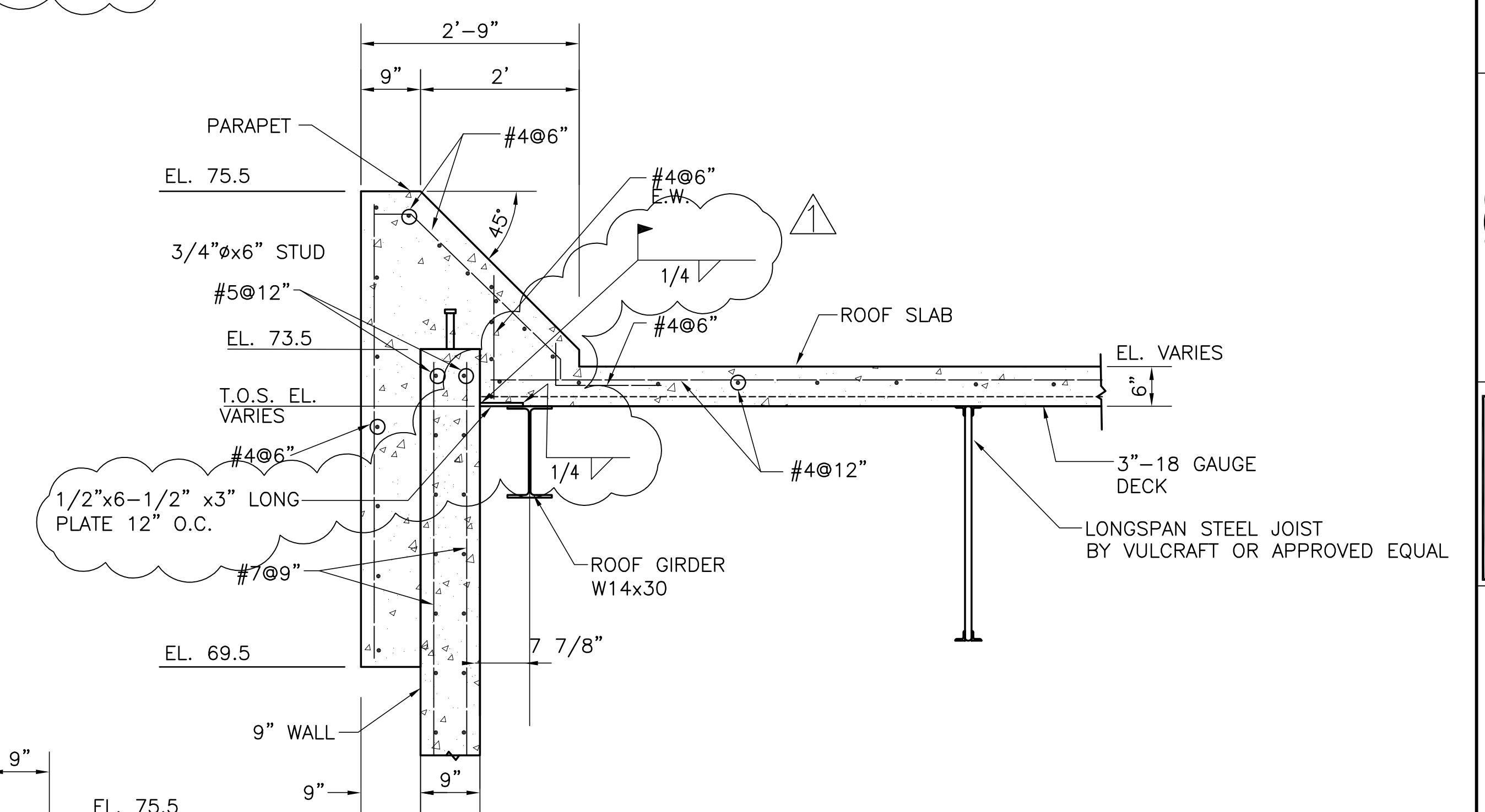
**DETAIL 4**  
SS-2 SS-3  
SCALE IN FEET



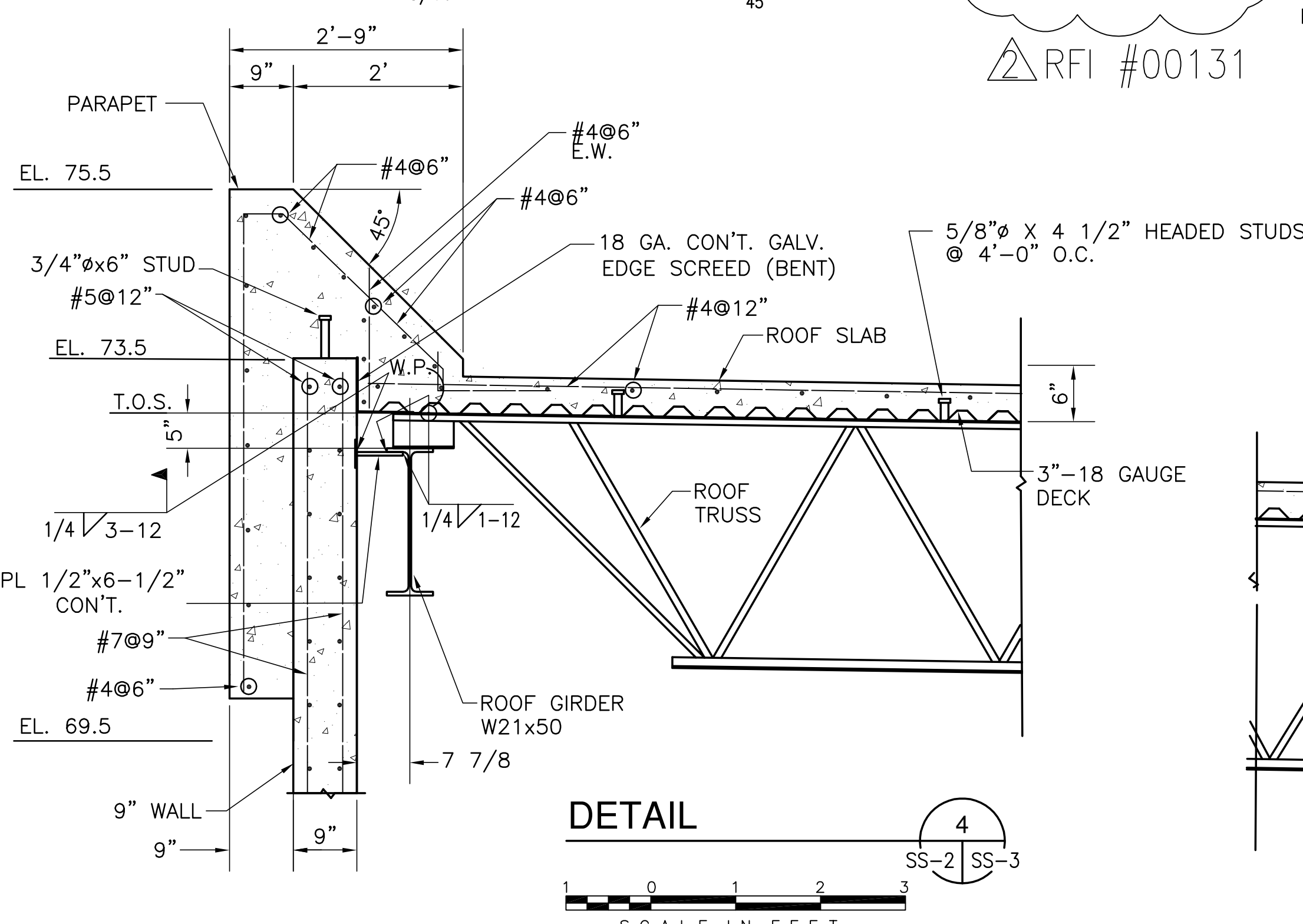
**DETAIL 5**  
SS-3 SS-5  
SCALE IN FEET



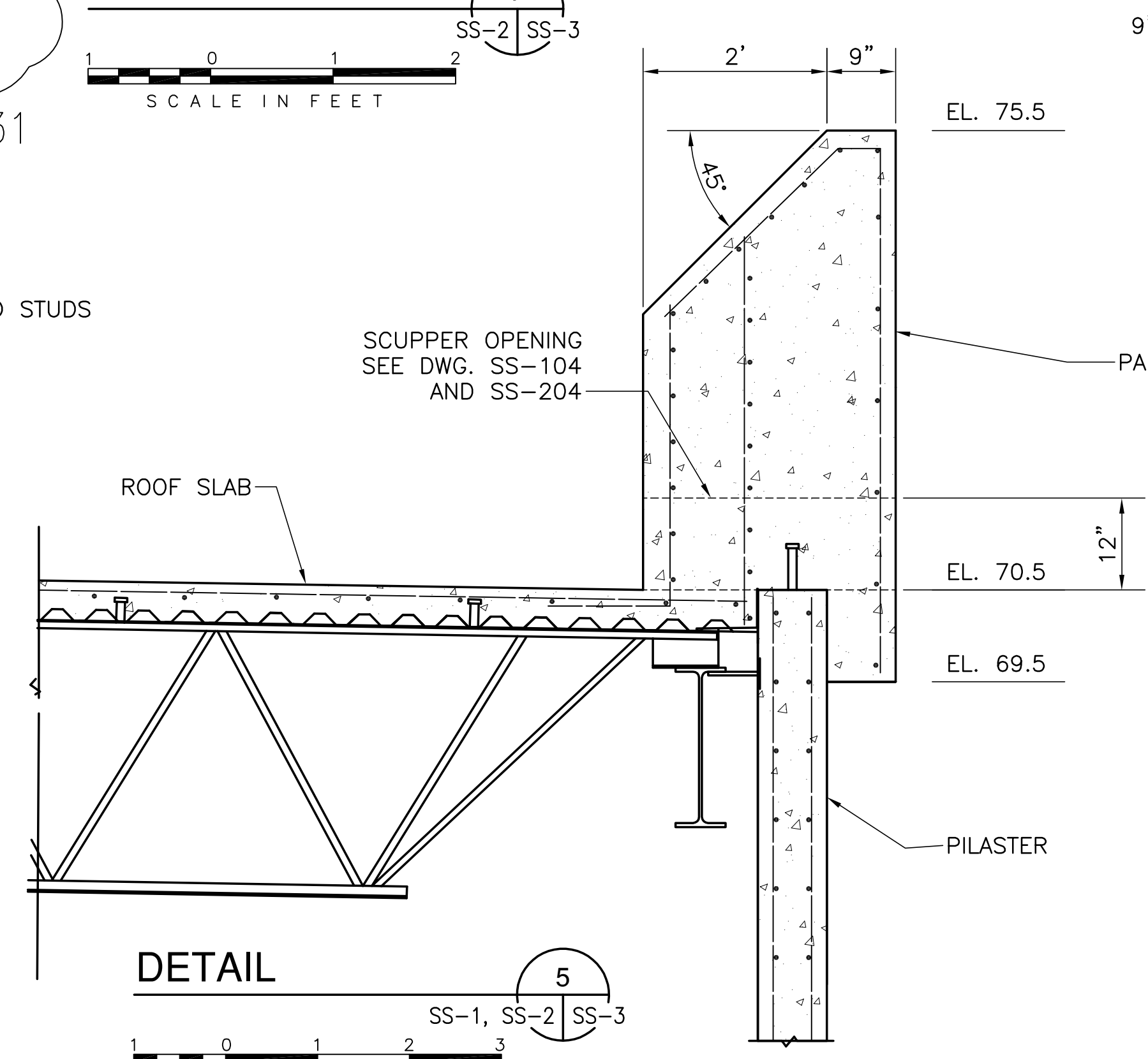
**DETAIL 6**  
SS-2 SS-3  
SCALE IN FEET



**DETAIL 7**  
SS-105 SS-3  
SCALE IN FEET



**DETAIL 8**  
SS-2 SS-3  
SCALE IN FEET



**DETAIL 9**  
SS-1, SS-2 SS-3  
SCALE IN FEET  
SEE DETAIL 4 FOR REINFORCING

**DETAIL 9**  
SS-105 SS-3  
SCALE IN FEET

Scale For Microfilming

Inches

COPYRIGHT ©2001 BY BURNS & MCDONNELL ENGINEERING COMPANY, INC.

\\SERVER\CAD-PROJ\CURRENT\80000\80698\100%STR-STEEL\COMMON\SS3.DWG Last edited: 05/06/01

EXEMPT FROM PUBLIC RECORDS UNDER F.S. 119.071(3)(b)(1)

NO.	DATE	REVISIONS
1	5/10/2001	NO. DWG. CHKD.
2		
3		
4		
5		
6		
7		
8		
9		
10		
11		
12		
13		
14		
15		
16		

DRAWN	CHKD	DESIGN	CHKD	DATE
JSB	EJM	DER	R/G	5/10/2001
NO.	DATE	REVISIONS		
1	7-15-04	REVISED PER RFI #00131		
2	7-11-01	REVISED PER ADDENDUM NO. 4		

<b>Burns &amp; McDonnell</b> ENGINEERS - ARCHITECTS - CONSULTANTS METairie, LOUISIANA 70006 (504) 454-3886 License No. EB00008095 BRGJ	<b>Brown Cunningham Gannuch</b> ENGINEERS - ARCHITECTS - CONSULTANTS 9400 WARD PARKWAY KANSAS CITY, MO 64114 License No. EB0000253 BRGJ
---	--

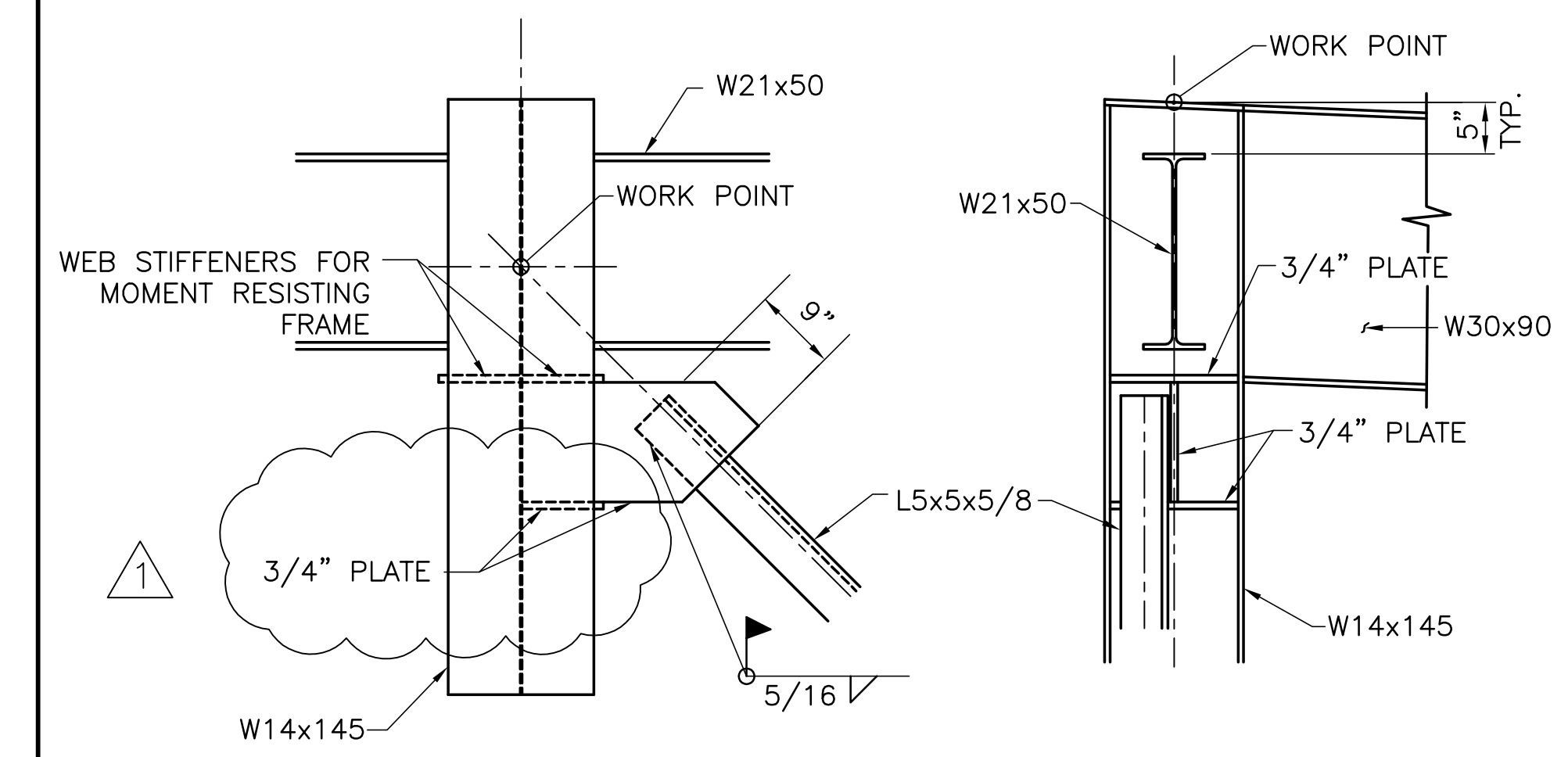
  

<b>SOUTH FLORIDA WATER MANAGEMENT DISTRICT</b> EVERGLADES CONSTRUCTION PROJECT 3301 GUN CLUB ROAD WEST PALM BEACH, FLORIDA 33406	<b>EVERGLADES CONSTRUCTION PROJECT</b> STORMWATER TREATMENT AREA NO. 3/4 PUMP STATIONS G-370 & G-372 PUMP STATIONS G-370 & G-372 TYPICAL DETAILS
---	--

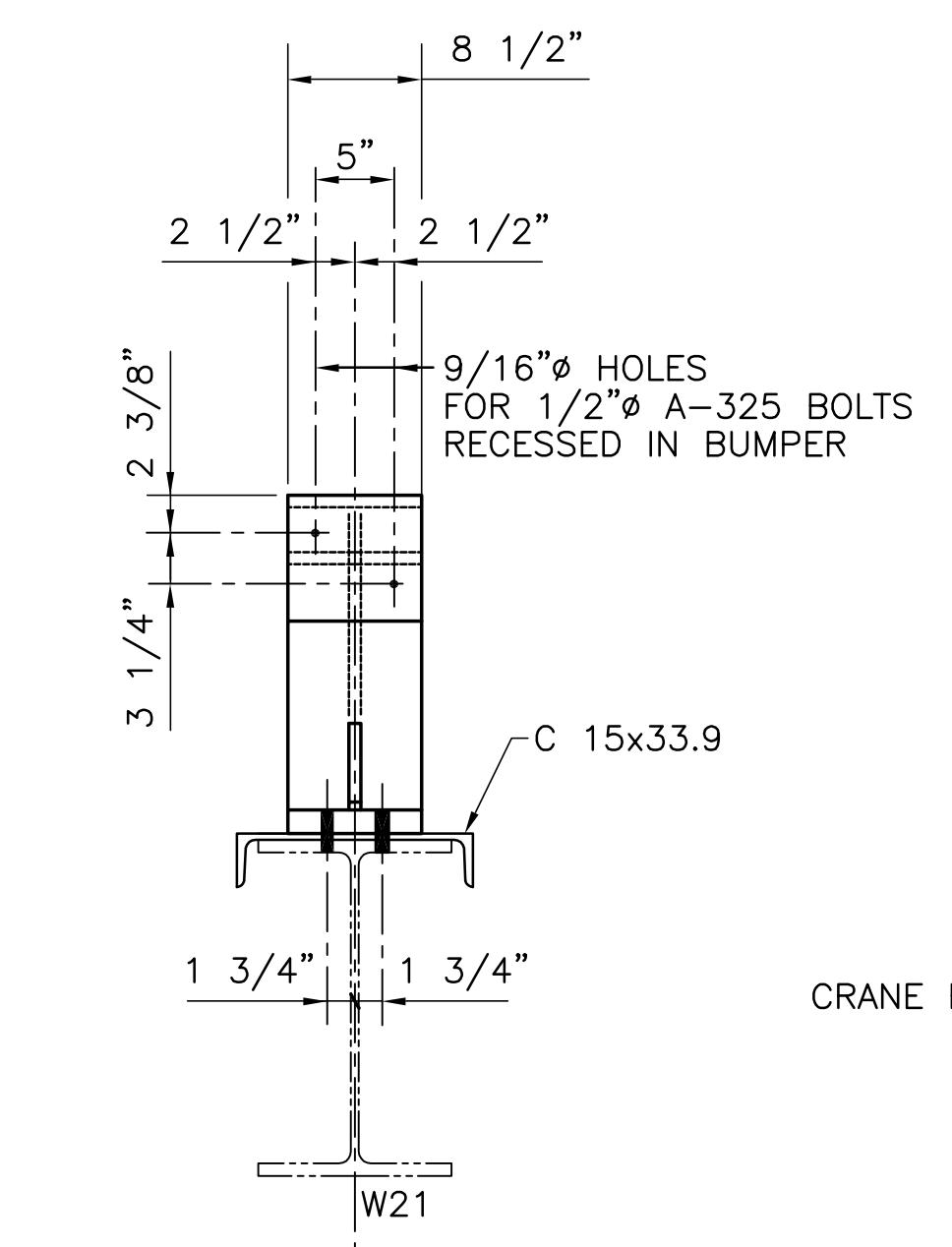
  

Rodney J. Gannuch, P.E. FLA. C.E. REG. NO. 53545	CONTRACT NO. C-E304 DWG. NO. SS-3
---	--------------------------------------

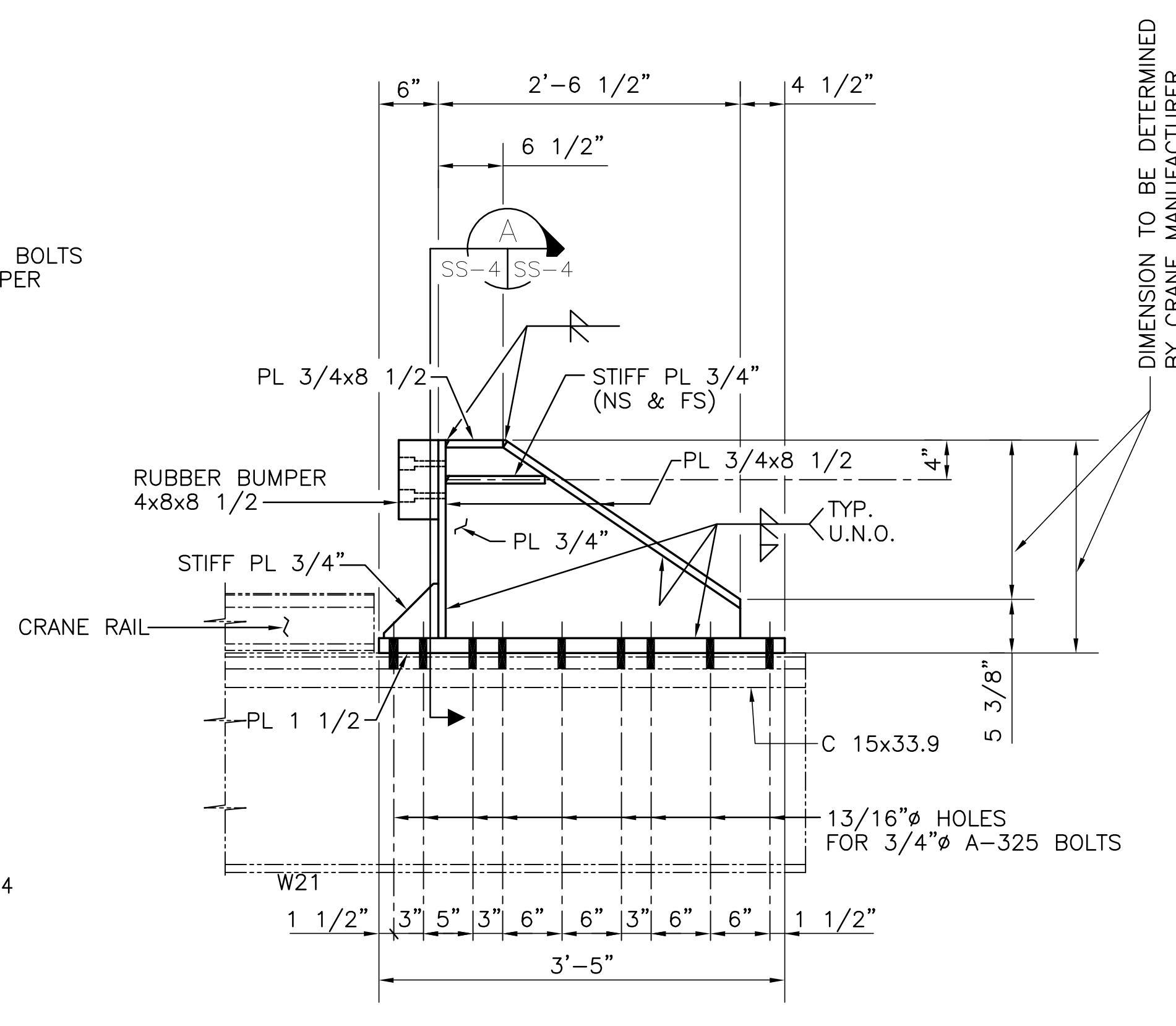
"RECORD DRAWINGS"



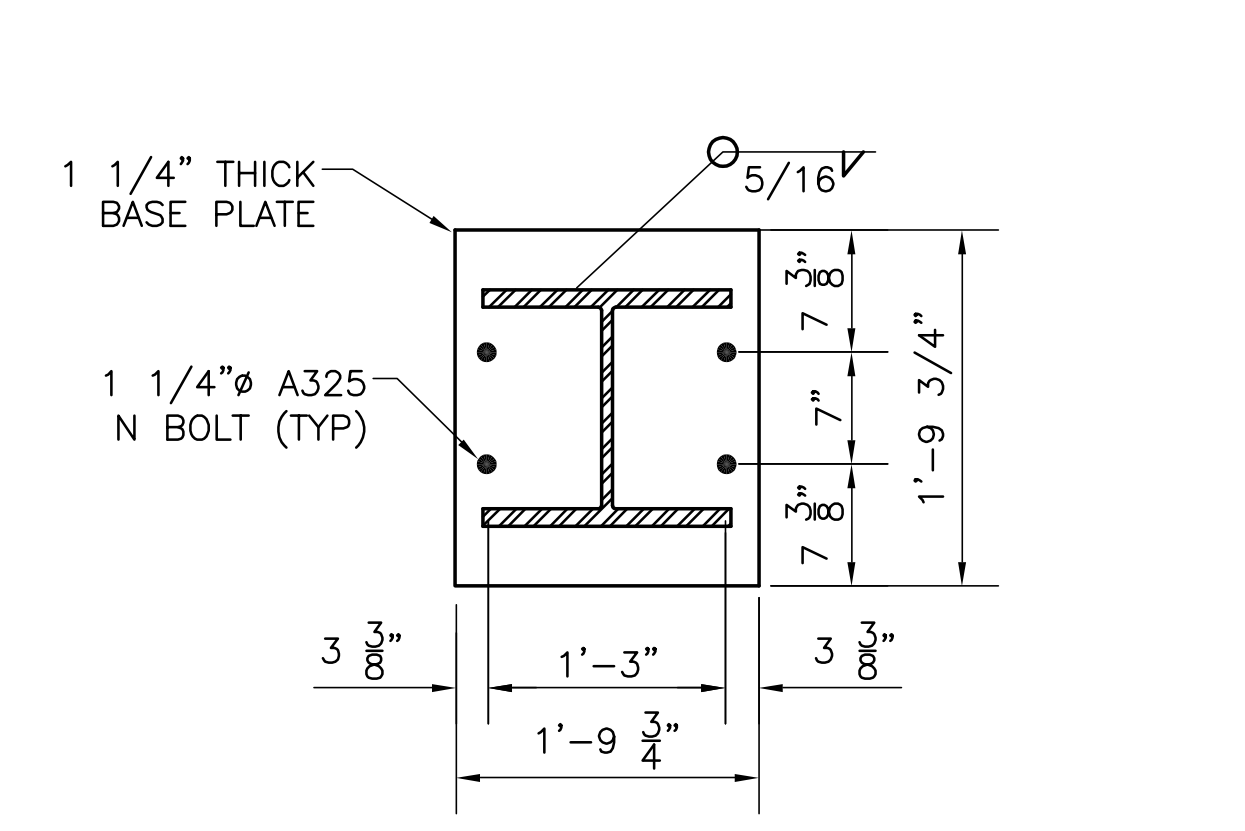
**DETAIL 1**  
SS-102, SS-202, SS-203 SS-4  
SCALE IN FEET



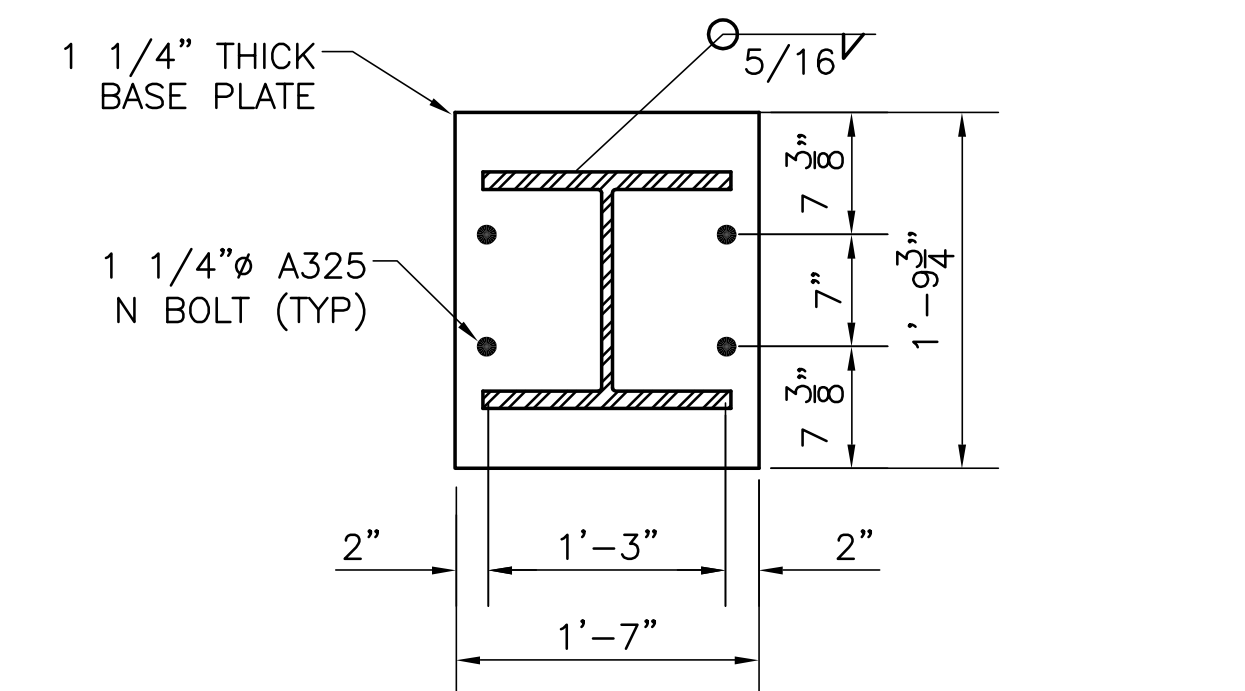
**SECTION A**  
SS-4 SS-4  
SCALE IN FEET



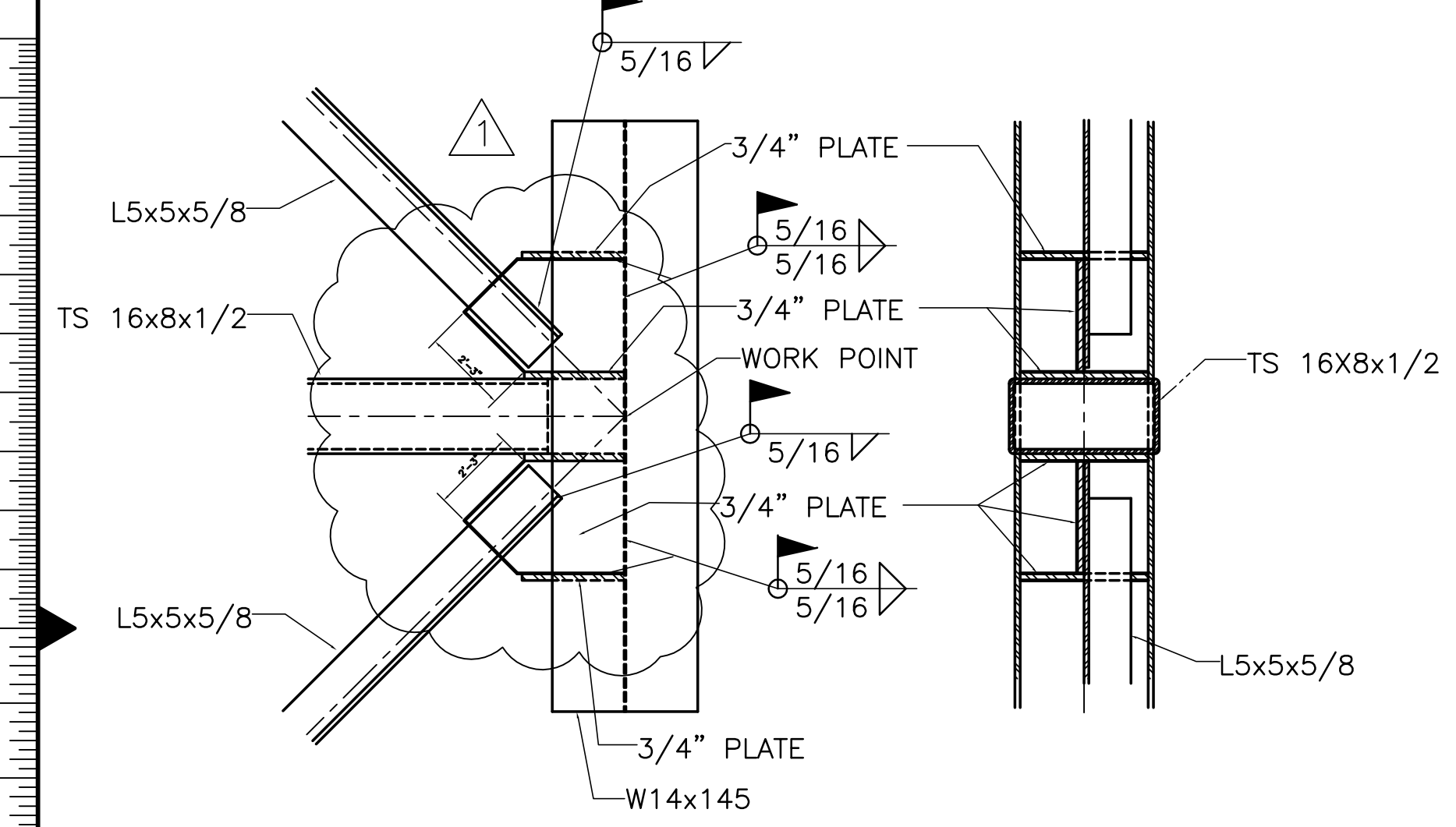
**CRANE STOP DETAIL**  
SCALE IN FEET



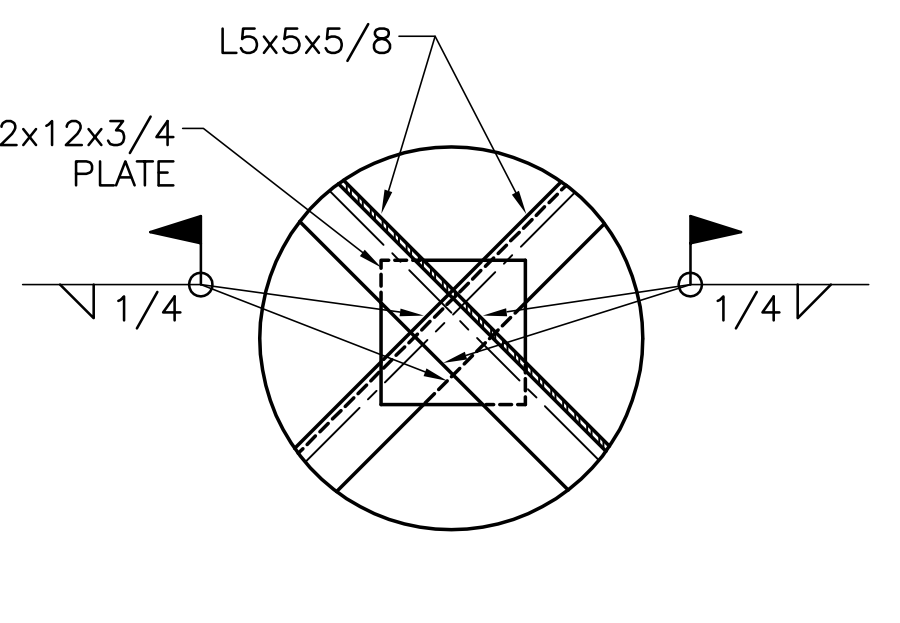
**TYPICAL BASE PLATE DETAIL @ CORNER**  
N.T.S.



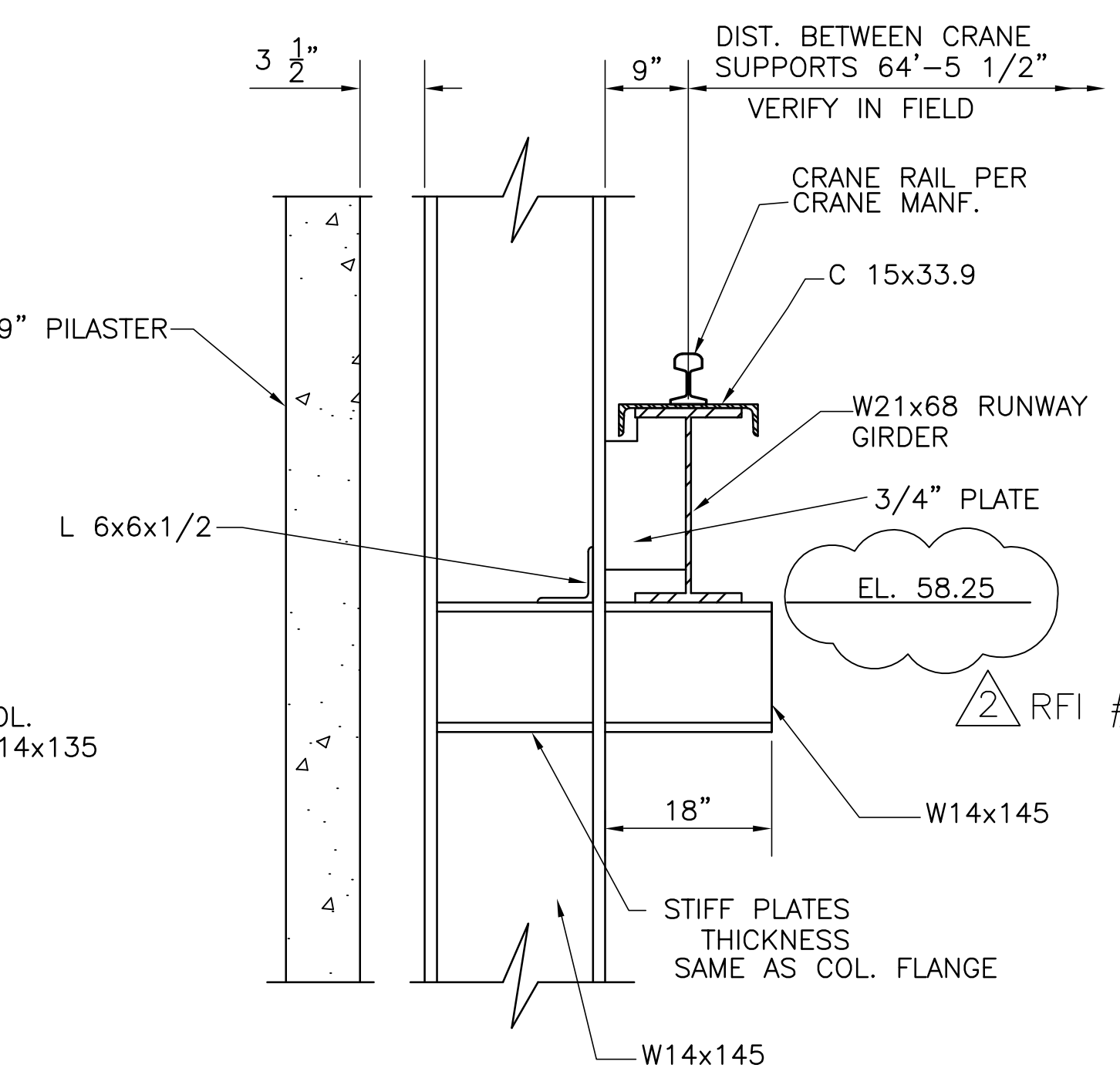
**TYPICAL BASE PLATE DETAIL**  
N.T.S.



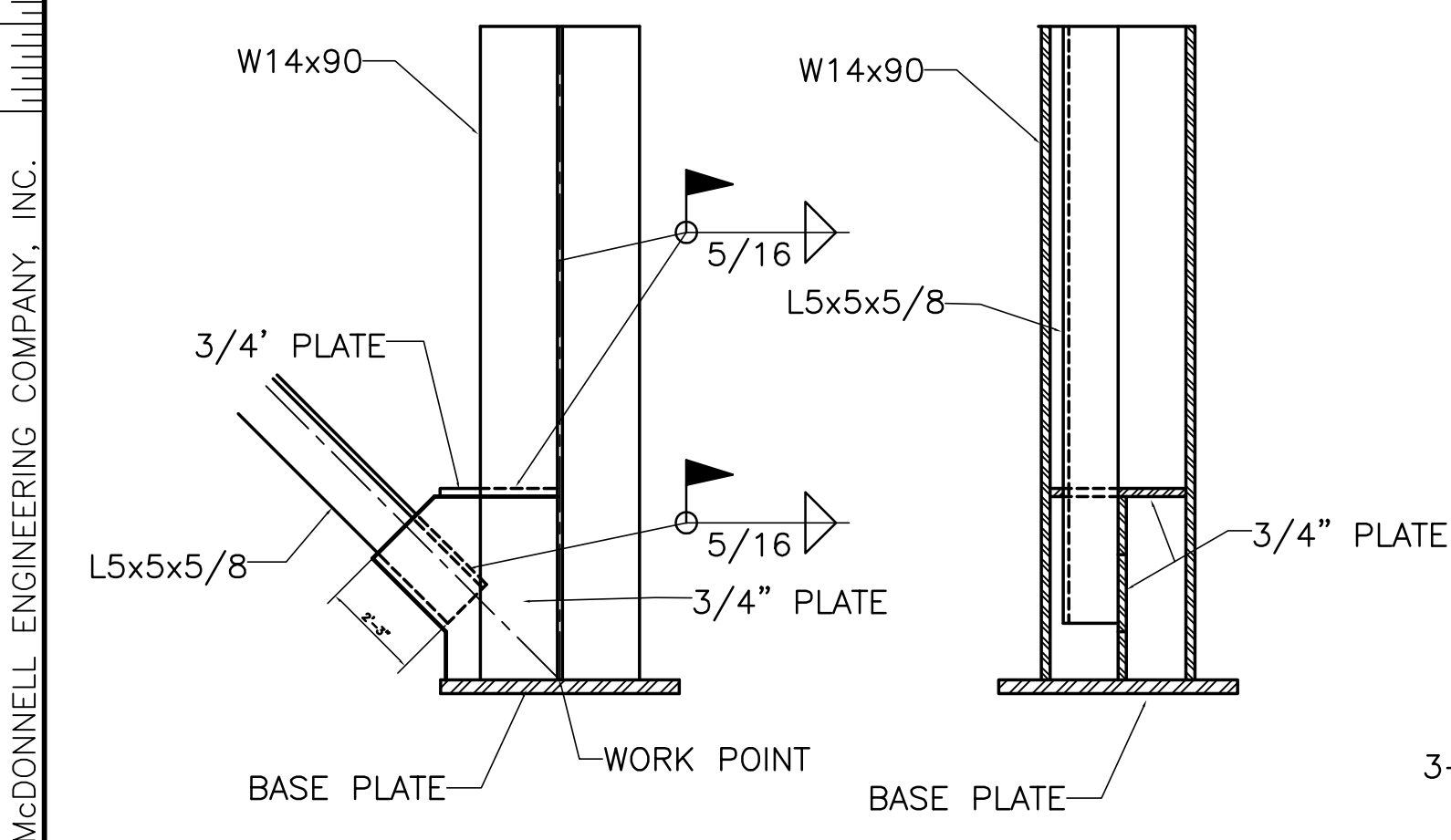
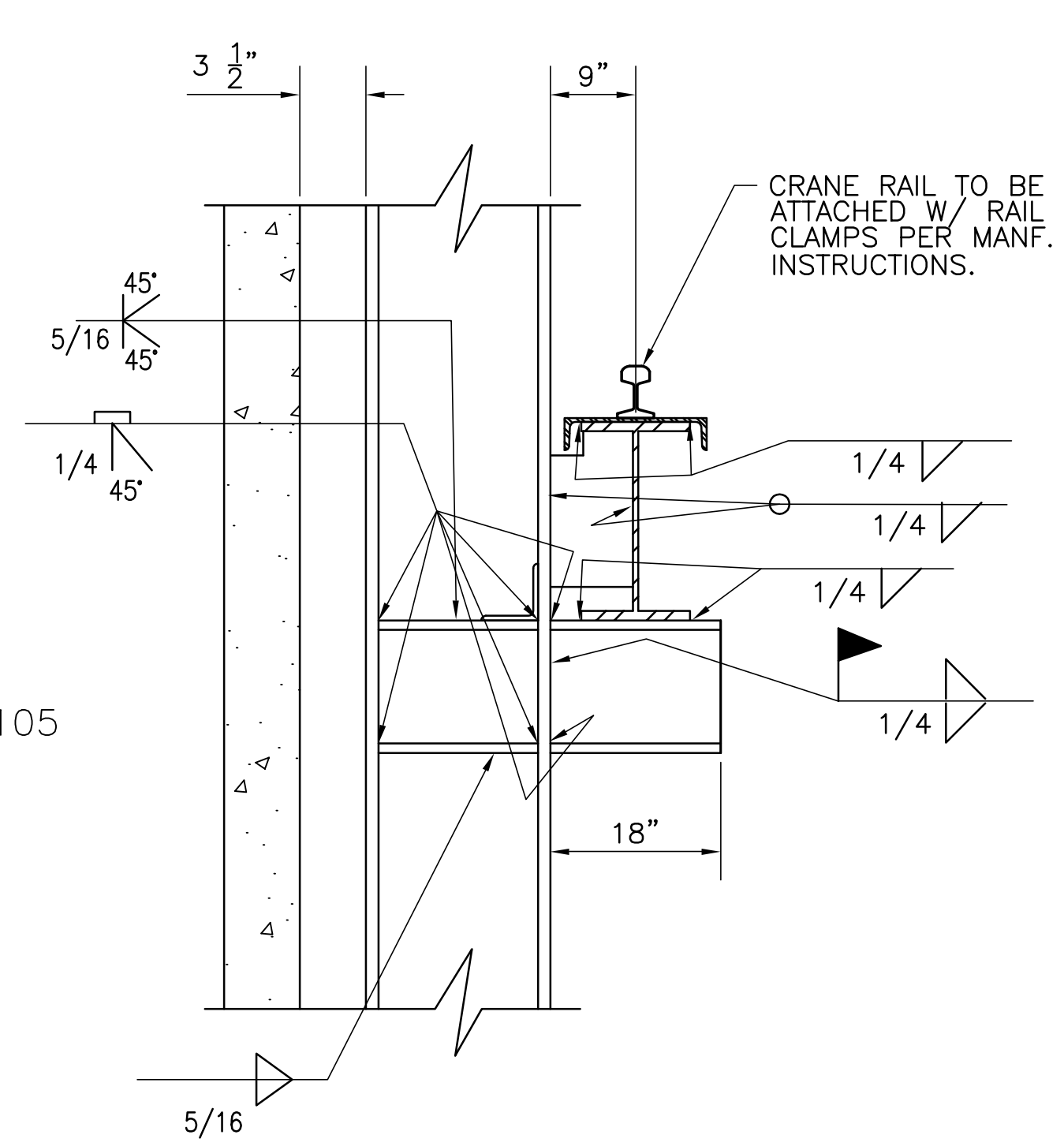
**DETAIL 2**  
SS-102, SS-202, SS-203 SS-4  
SCALE IN FEET



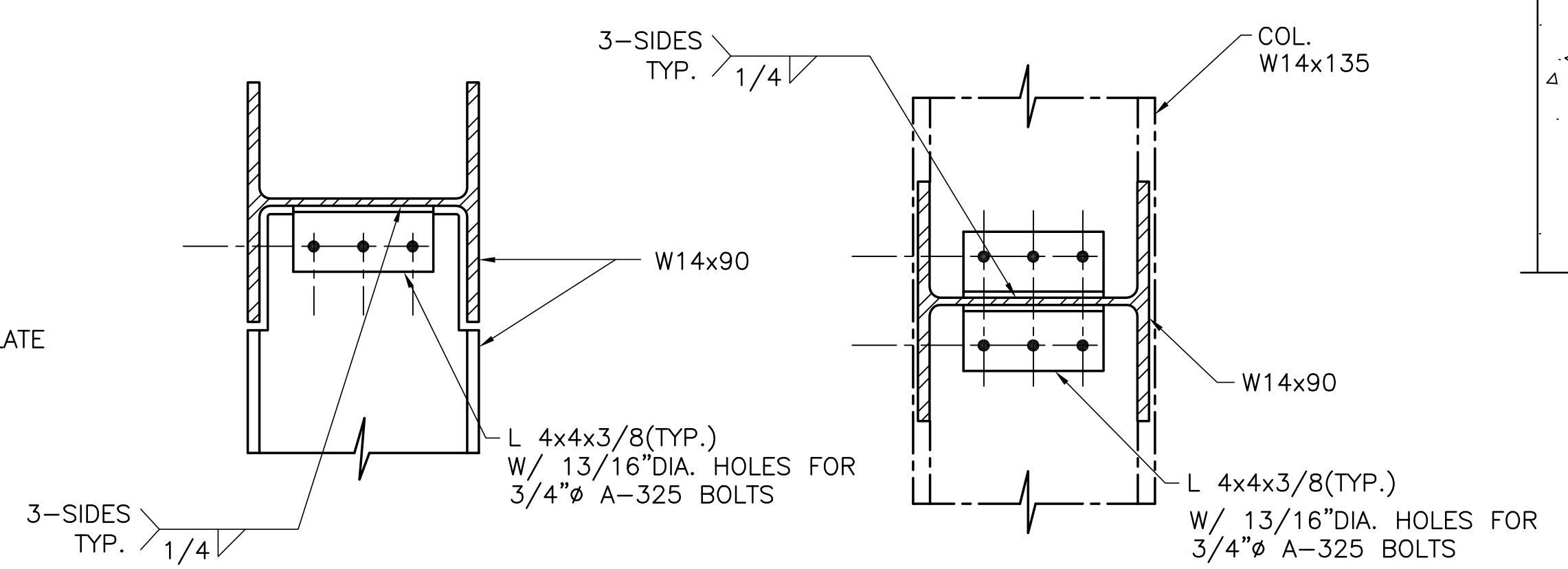
**DETAIL 4**  
SS-102, SS-202, SS-203 SS-4  
SCALE IN FEET



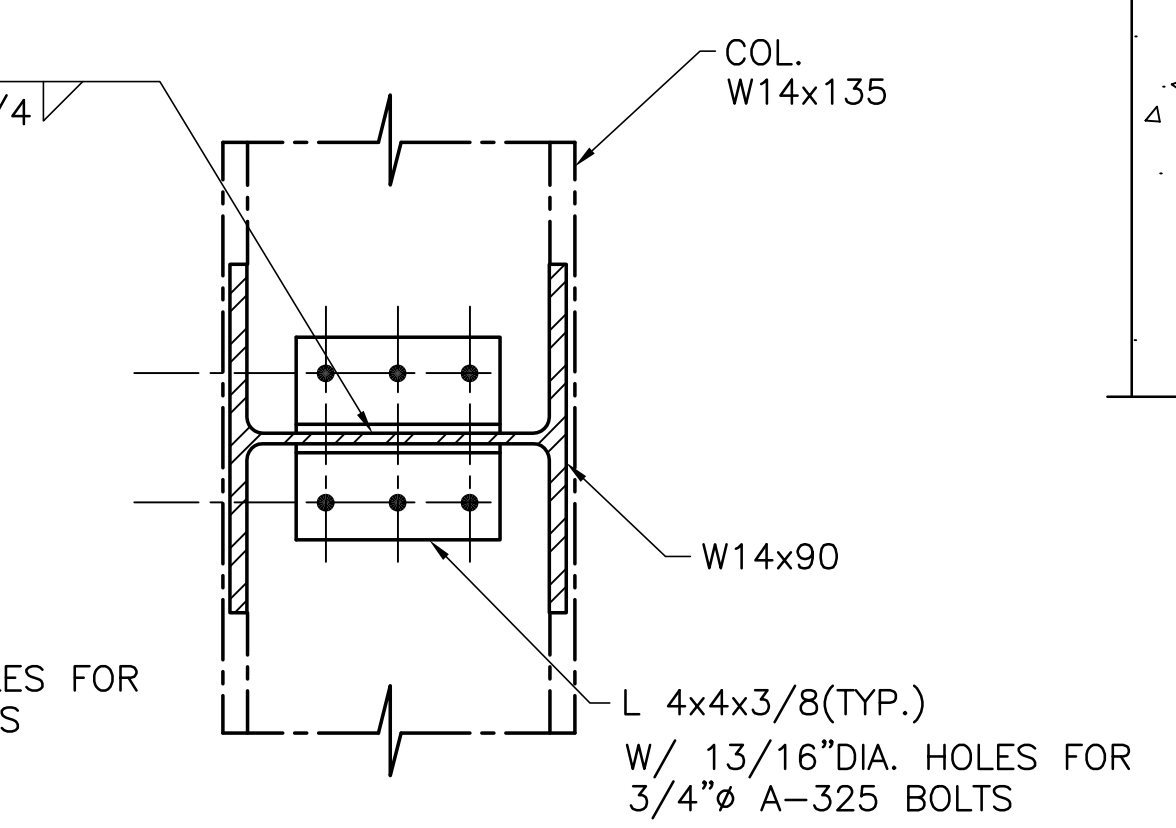
**DETAIL 5**  
TYPICAL CRANE RAIL DETAIL  
SS-1 SS-4  
SCALE IN FEET



**DETAIL 3**  
SS-102, SS-202, SS-203 SS-4  
SCALE IN FEET



**TYPICAL ROLL-UP DOOR SIDE JAMB TO HEAD JAMB CONNECTION**  
SCALE IN FEET

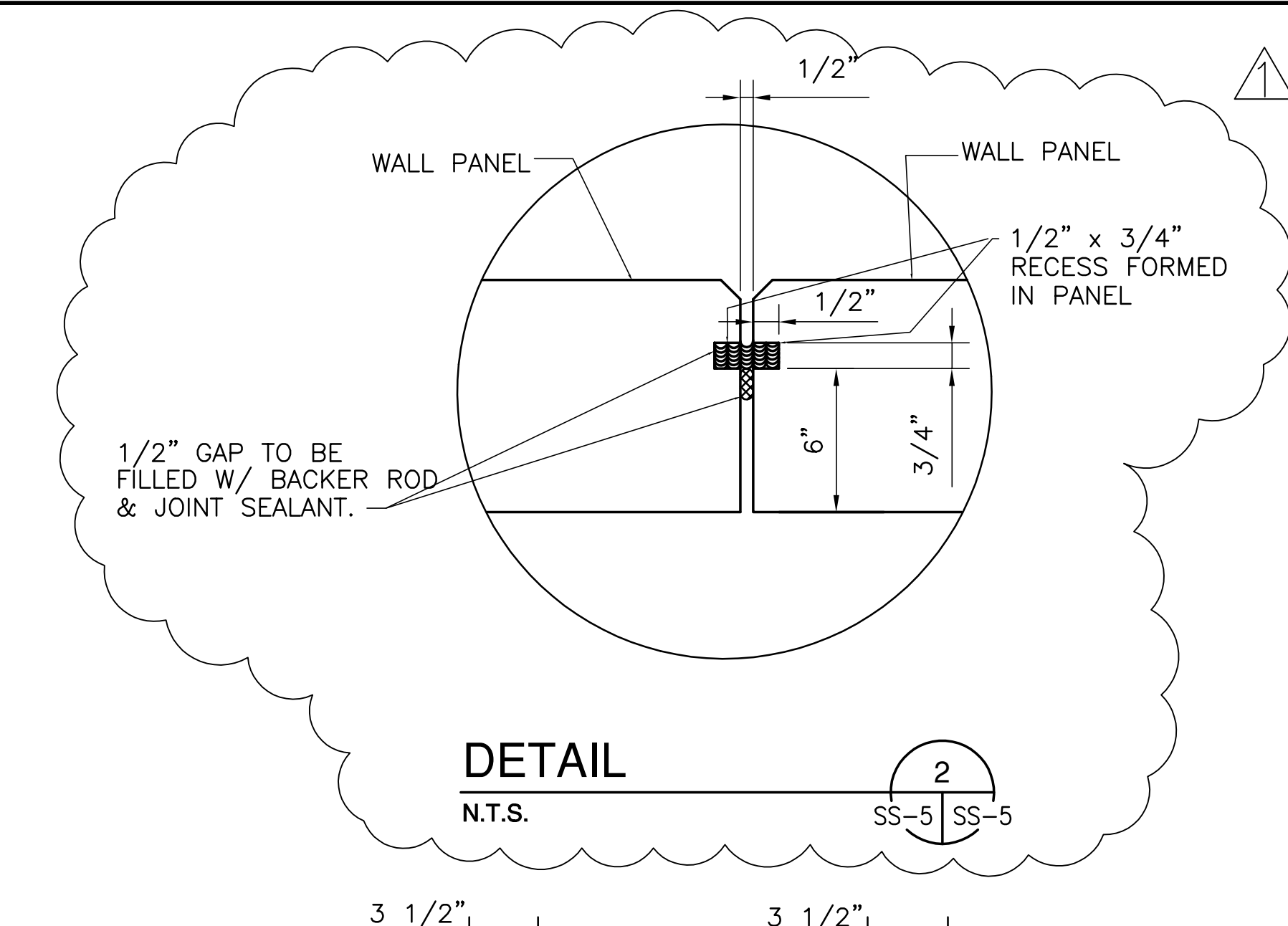
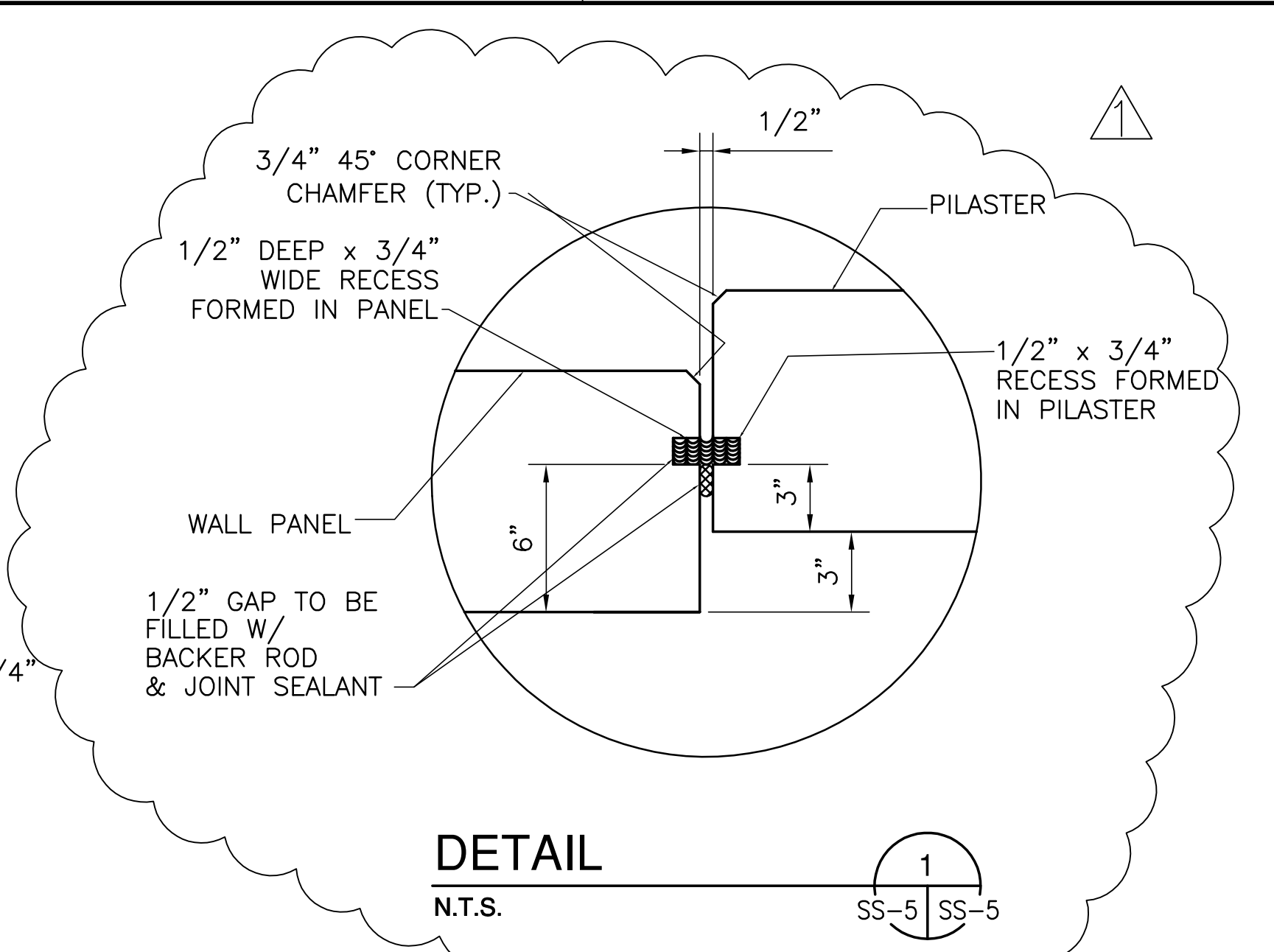
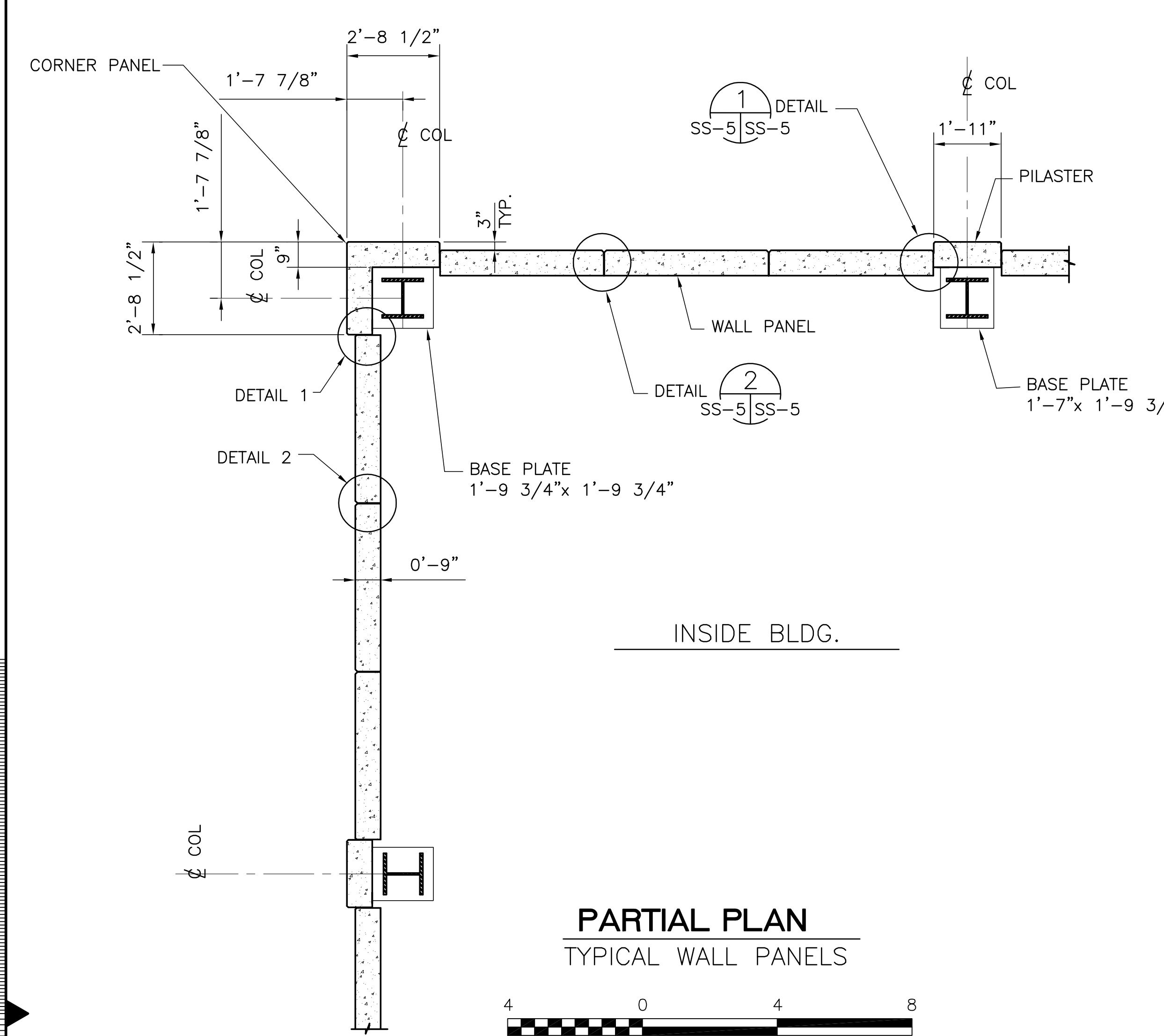


**TYPICAL ROLL-UP DOOR HEAD JAMB TO COLUMN CONNECTION**  
SCALE IN FEET

<p><b>Burns &amp; McDonnell</b> SINCE 1888 9400 WARD PARKWAY KANSAS CITY, MO 64114 Tel: (816) 454-3886 Fax: (816) 454-3886 License No. EB00008095</p>	<p><b>Brown Cunningham Gannuch</b> ENGINEERS - ARCHITECTS - CONSULTANTS METairie, LOUISIANA 70006 Tel: (504) 454-3886 License No. EB00008095</p>	<p>NO. DWG. CHKD. DATE</p> <p>NO. REV. REVISIONS</p>
<p>DRAWN: JSB CHKD: CHKO DESIGN: DER CHKD: RUG DATE: 5/10/2001</p>	<p>REVISIONS</p> <p>NO. REV. REVISIONS</p>	<p>DATE</p>
<p>EVERGLADES CONSTRUCTION PROJECT STORMWATER TREATMENT AREA NO. 3/4 PUMP STATIONS G-370 &amp; G-372 TYPICAL DETAILS</p>	<p>SOUTH FLORIDA WATER MANAGEMENT DISTRICT EVERGLADES CONSTRUCTION PROJECT 3301 GUN CLUB ROAD WEST PALM BEACH, FLORIDA 33406</p>	<p>CONTRACT NO. C-E304 DWG. NO. SS-4</p>

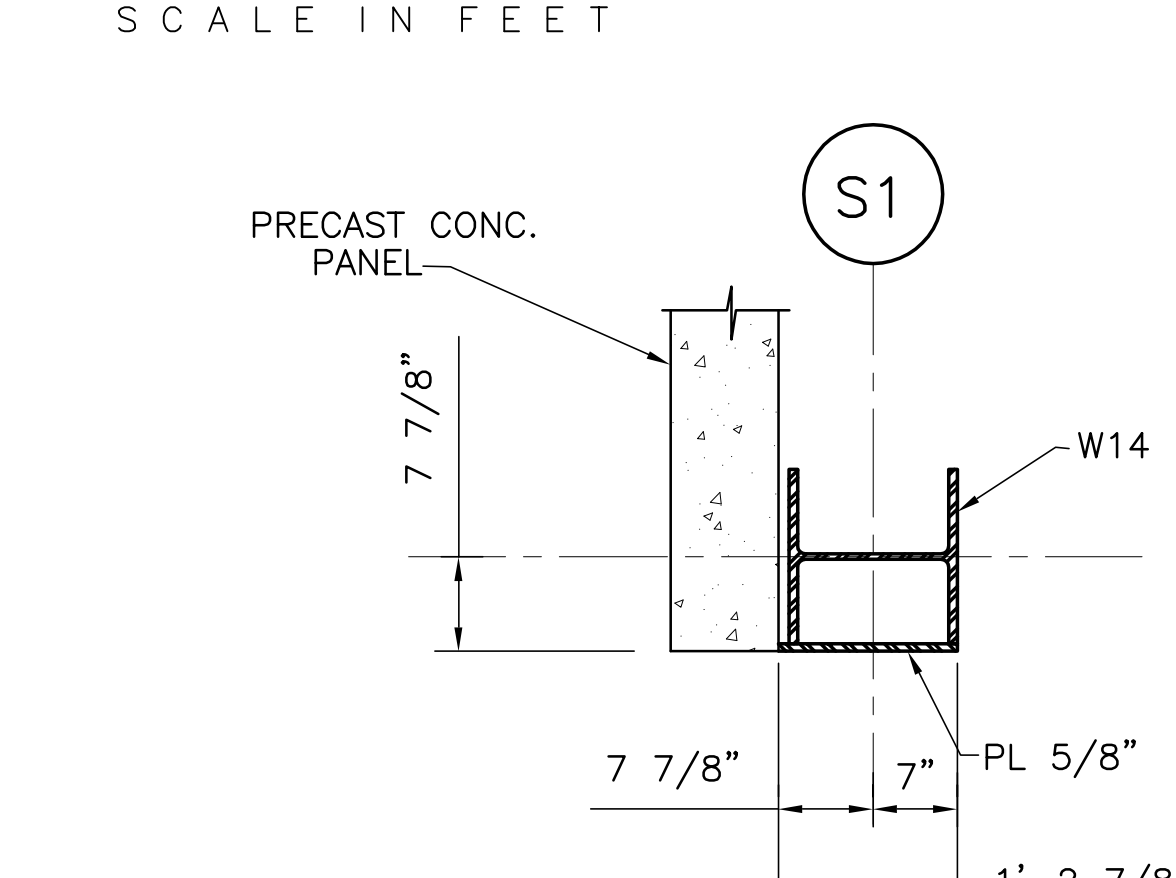
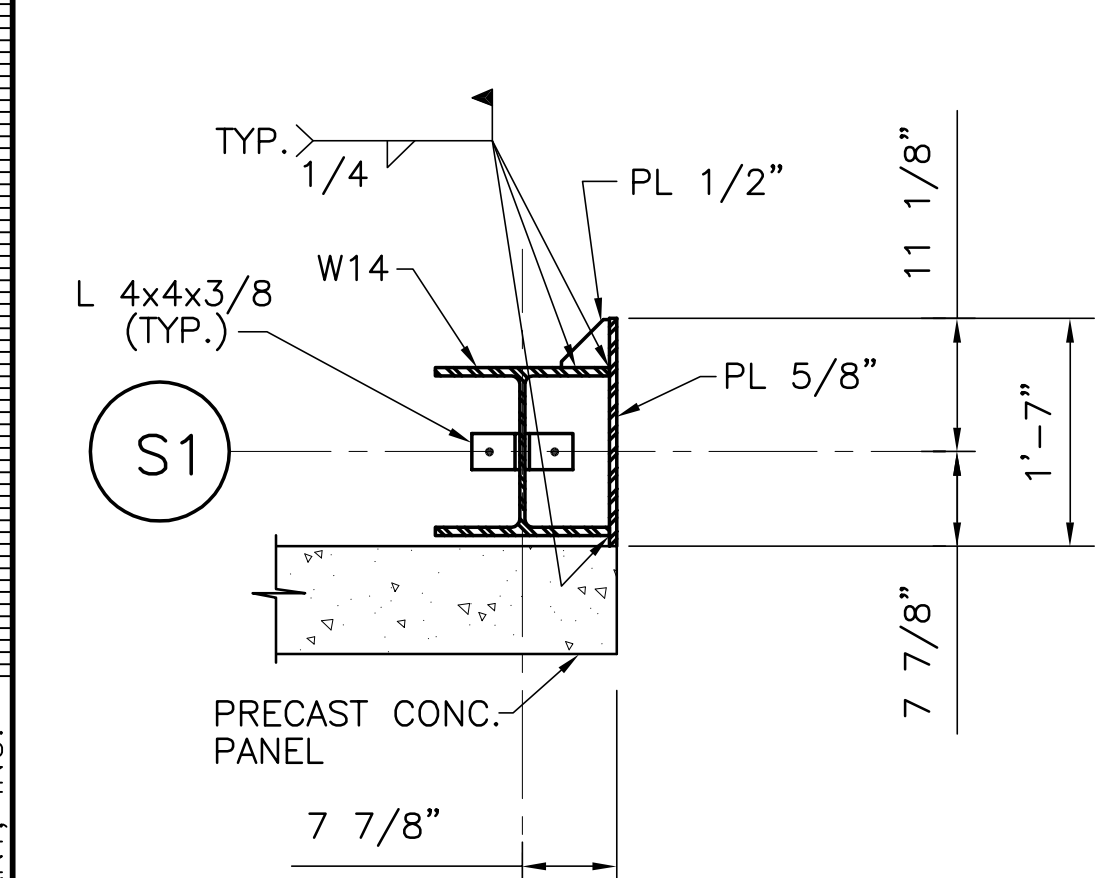
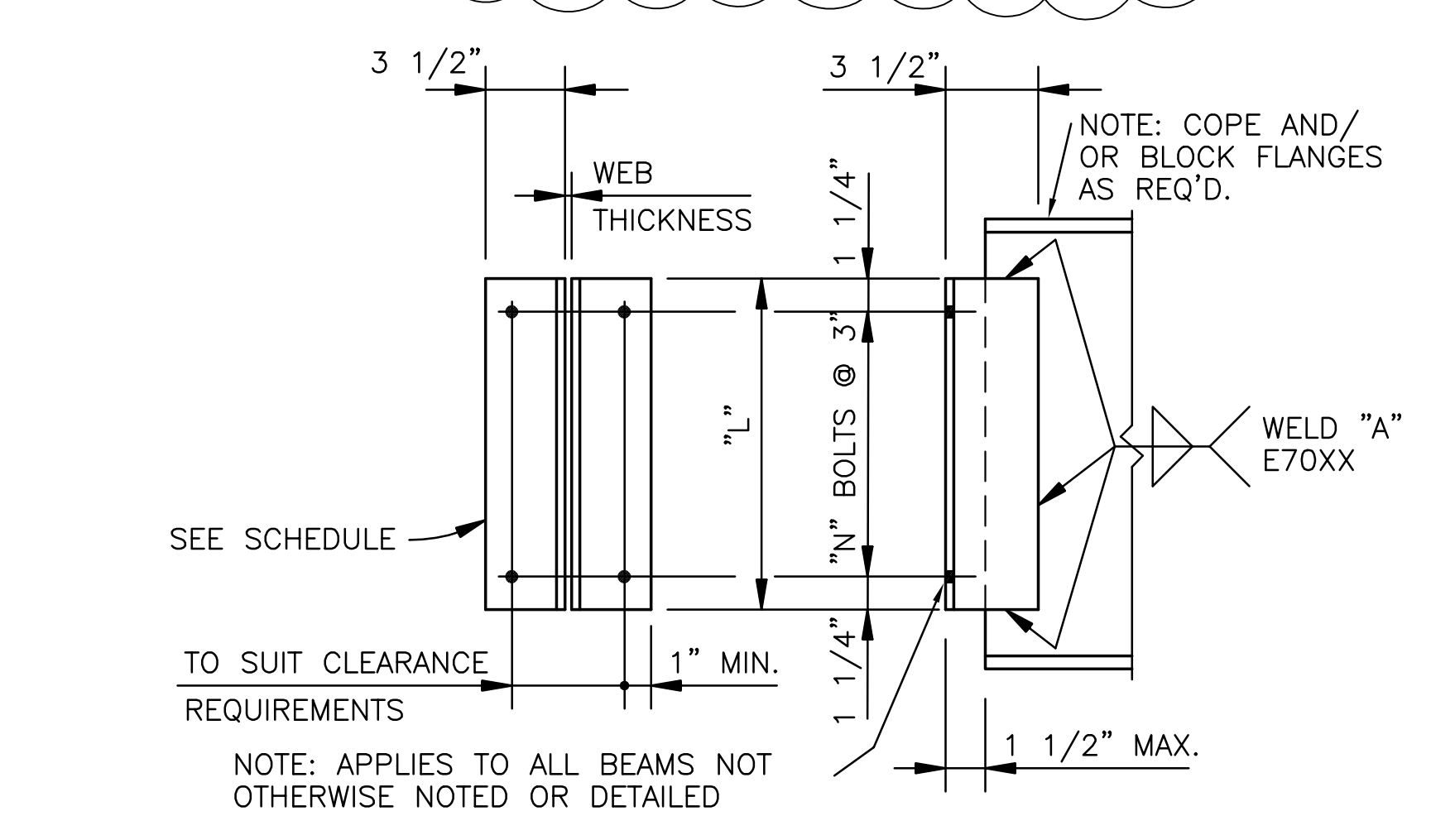
"RECORD DRAWINGS"

COPYRIGHT ©2001 BY BURNS & MCDONNELL ENGINEERING COMPANY, INC.



FRAMED BEAM CONNECTIONS

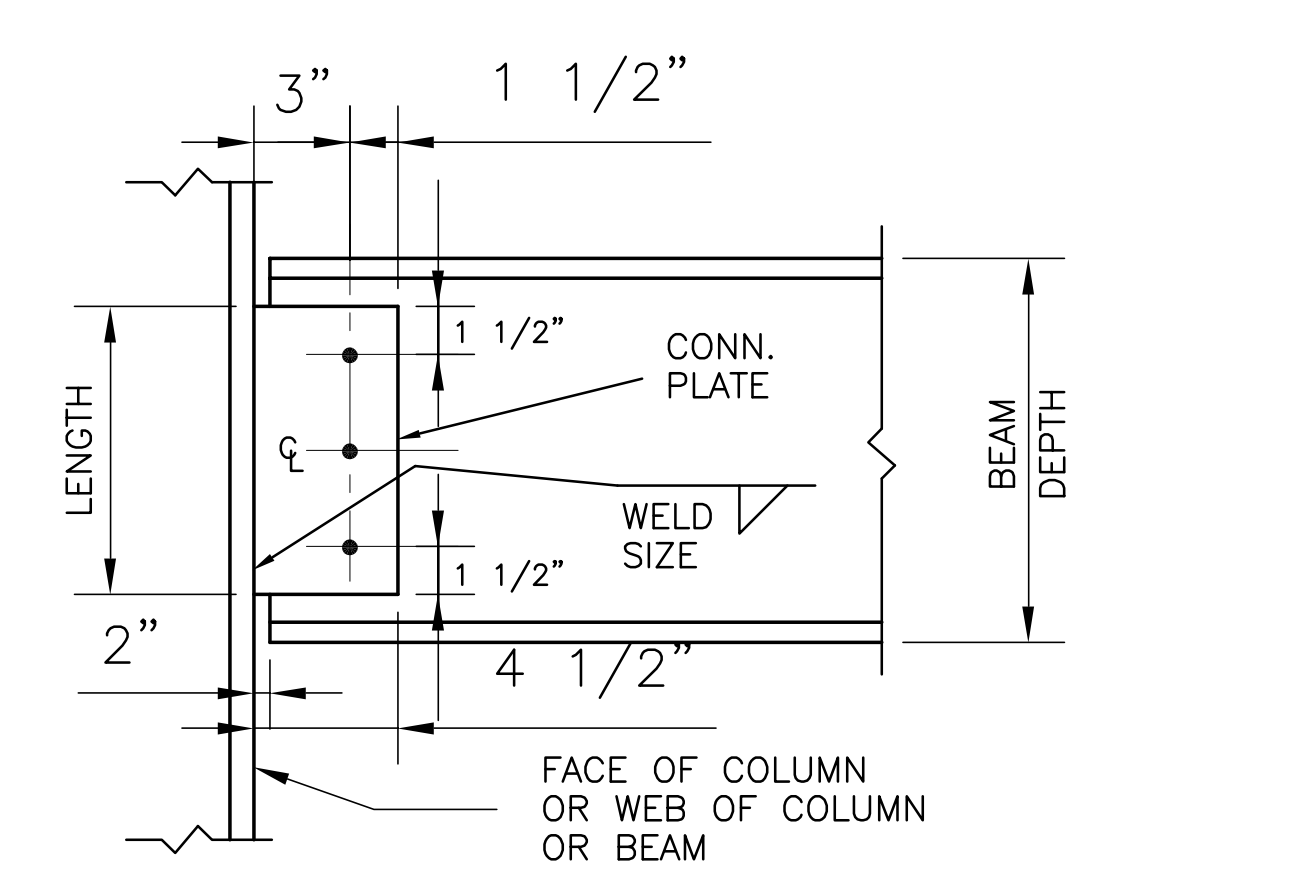
BEAM SIZE	MIN WEB THICKNESS IN.	ANGLE THICKNESS IN.	"L" IN.	NUMBER A325 N BOLTS IN A ROW	BOLT DIAMETER IN.	WELD "A" IN.	CONNECTION CAPACITY KIPS
W8 & W10	0.28	5/16	5 1/2	2	3/4	3/16	37.1
W12 & W14	0.28	5/16	8 1/2	3	3/4	3/16	55.3
W16	0.28	5/16	11 1/2	4	3/4	3/16	72.7
W18	0.37	3/8	14 1/2	5	7/8	1/4	118
W21	0.37	3/8	17 1/2	6	7/8	1/4	139
W24	0.46	3/8	20 1/2	7	7/8	5/16	177
W30	0.46	3/8	23 1/2	8	7/8	5/16	202



SINGLE-PLATE SHEAR CONNECTIONS

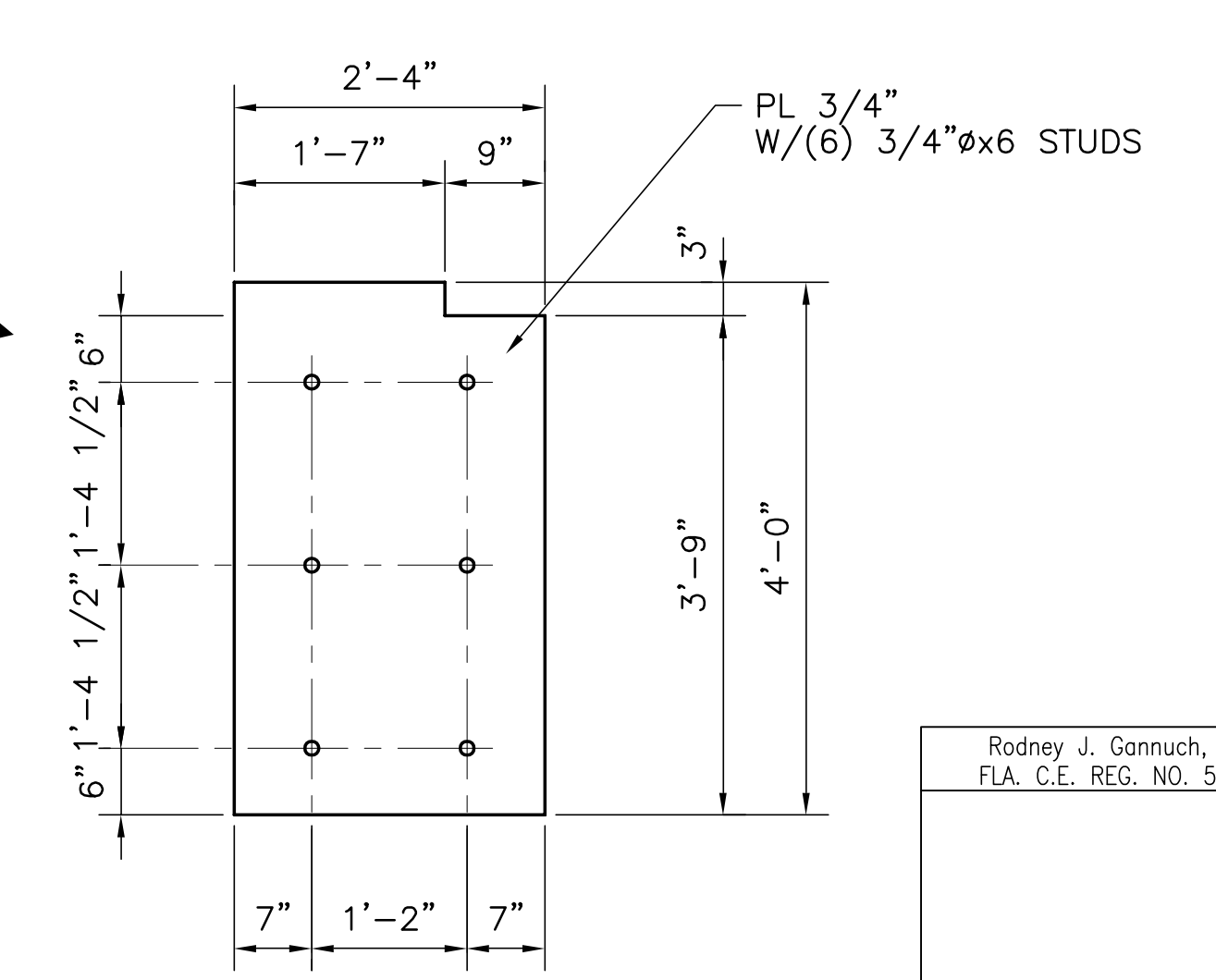
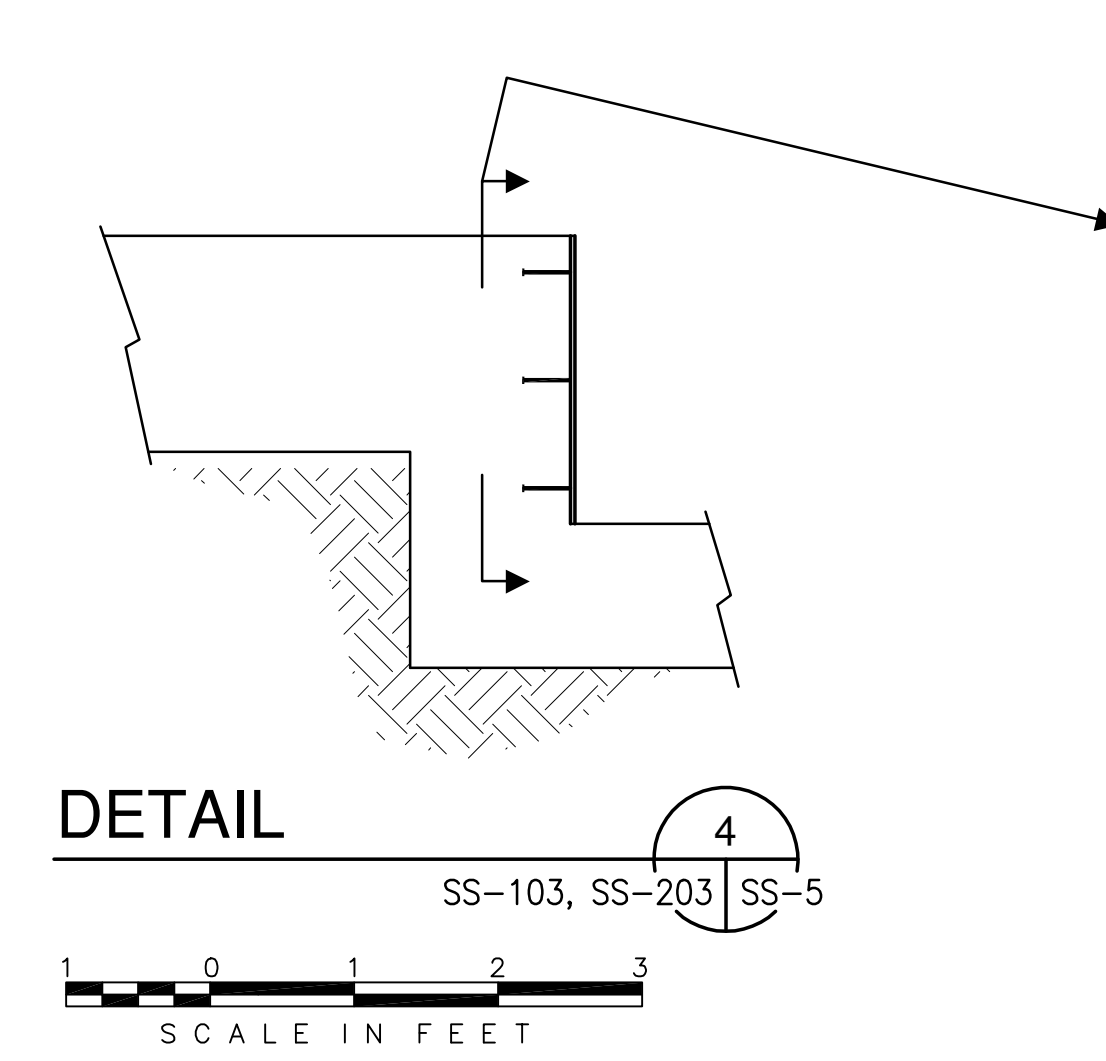
BEAM SIZE	NUMBER A325 N BOLTS	BOLT DIAMETER IN.	CONN. PLATE		WELD SIZE (E 70XX)	CONN. CAPACITY
			LENGTH IN.	THICK IN.		
W8 & W10	2	3/4	6	1/4	3/16	8.2
W12 & W14	3	3/4	9	1/4	3/16	16.3
W16	4	3/4	12	1/4	3/16	26.1
W18	5	7/8	15	5/16	1/4	49.1
W21	6	7/8	18	5/16	1/4	62.7
W24 & W30	7	7/8	21	5/16	1/4	76.4

TYPICAL COL. CONNECTION DETAIL N.T.S. SS-3 SS-5



TYPICAL ROLL-UP DOOR SIDE JAMB SCALE IN FEET

TYPICAL ROLL-UP DOOR HEAD JAMB SCALE IN FEET



Scale For Microfilming  
Inches  
Scale For Microfilming  
Millimeters

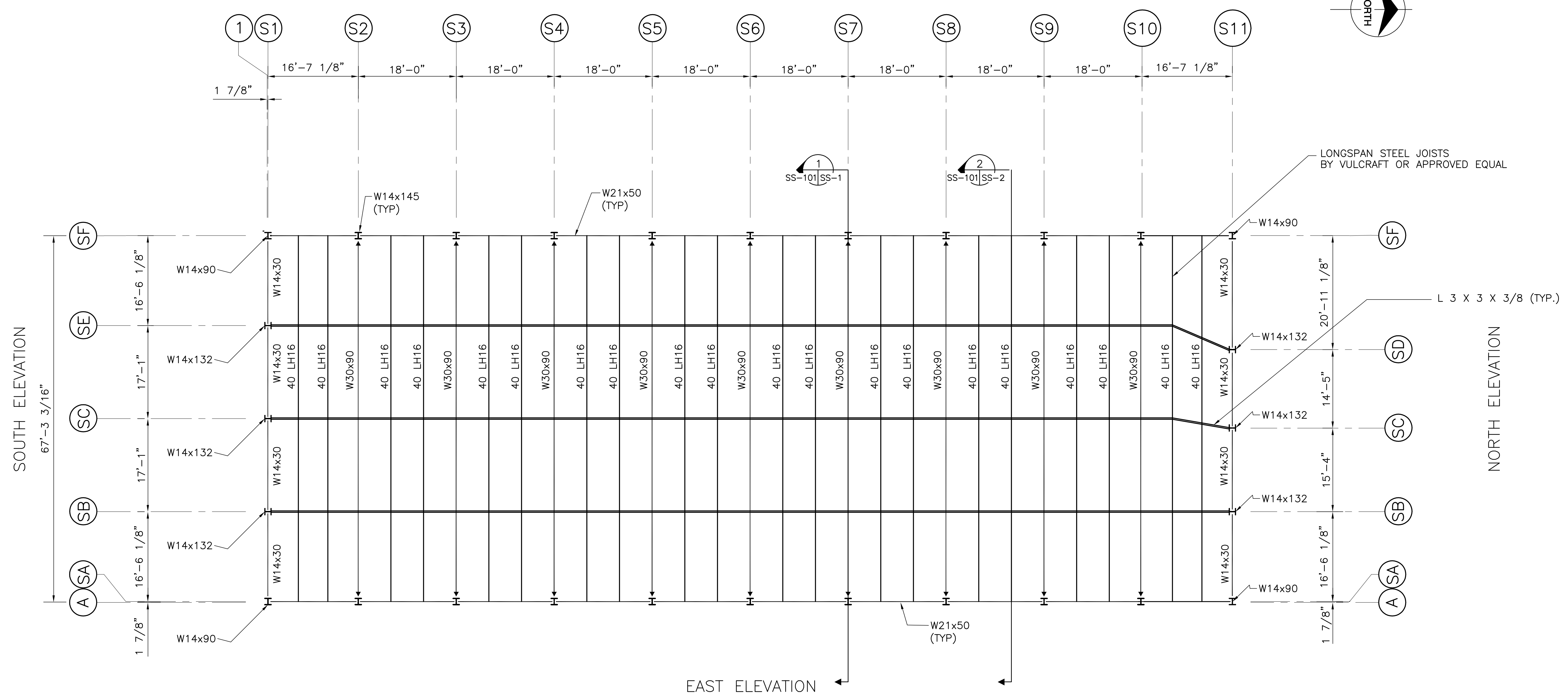

INSIDE BLDG.  
SCALE IN FEET

DETAIL N.T.S. SS-103, SS-203 SS-5 SCALE IN FEET

"RECORD DRAWINGS"

<p><b>Brown Cunningham Gannuch</b> ENGINEERS - ARCHITECTS - CONSULTANTS METairie, LOUISIANA 70006 (504) 454-3866 License No. EB00008095</p>	<p><b>Burns &amp; McDonnell</b> SINCE 1938 9400 WARD PARKWAY KANSAS CITY, MO 64114 Certified in EPC0000253 Br/Cl</p>	<p>EVERGLADES CONSTRUCTION PROJECT STORMWATER TREATMENT AREA NO. 3/4 PUMP STATIONS G-370 &amp; G-372 PUMP STATION G-372 TYPICAL WALL PANEL DETAILS</p>	<p>SOUTH FLORIDA WATER MANAGEMENT DISTRICT EVERGLADES CONSTRUCTION PROJECT 3301 GUN CLUB ROAD WEST PALM BEACH, FLORIDA 33406</p>								
<p>REVISIONS</p> <table border="1"> <tr> <th>NO.</th> <th>DATE</th> <th>CHKD</th> <th>DATE</th> </tr> <tr> <td>1</td> <td>7-11-01</td> <td>REVISOR</td> <td>NO. 4</td> </tr> </table>	NO.	DATE	CHKD	DATE	1	7-11-01	REVISOR	NO. 4	<p>DATE</p>	<p>DATE</p>	<p>DATE</p>
NO.	DATE	CHKD	DATE								
1	7-11-01	REVISOR	NO. 4								

WEST ELEVATION




ROOF FRAMING PLAN



NOTES:  
 INSTALLATION OF LONGSPAN STEEL JOISTS SHALL MEET OR EXCEED ALL MANUFACTURERS REQUIREMENTS. LONGSPAN STEEL JOISTS SHALL SUPPORT A COMBINED DEAD AND LIVE LOAD OF 756 PLF AND A NET UPLIFT LOAD OF 400 PLF. JOIST MANUFACTURER SHALL CHECK THE ROOF SYSTEM AND PROVIDE BRIDGING AS REQUIRED TO ADEQUATELY BRACE THE JOISTS AGAINST LATERAL MOVEMENT.

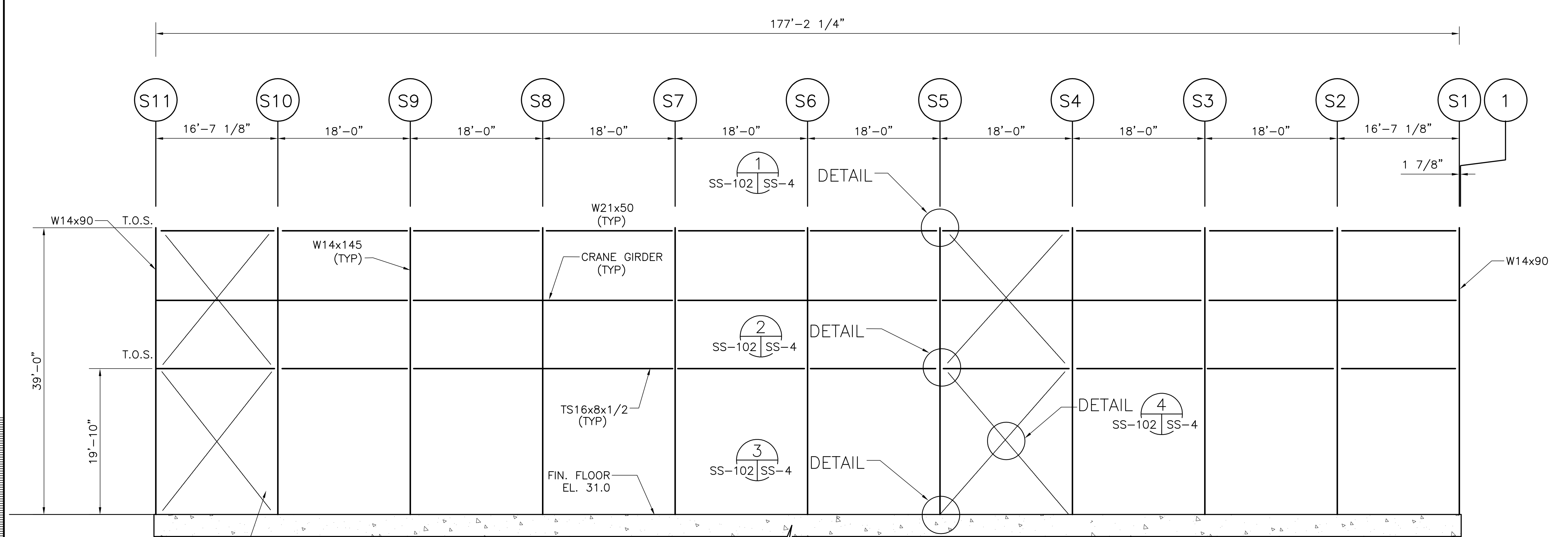
Scale For Microfilming  
Inches  
Millimeters

COPYRIGHT ©2001 BY BURNS & MCDONNELL ENGINEERING COMPANY, INC.

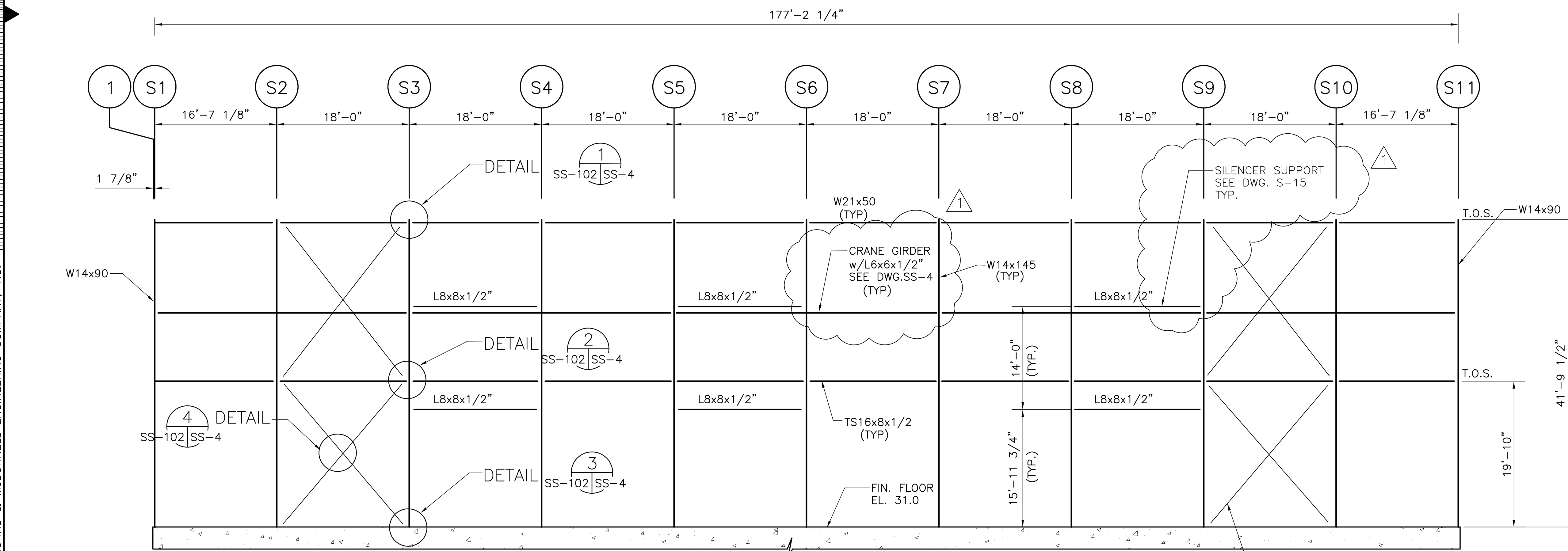
 ENGINEERS - ARCHITECTS - CONSULTANTS METairie, Louisiana 70006 License No. EB0000253 BRG 24930	EVERGLADES CONSTRUCTION PROJECT STORMWATER TREATMENT AREA NO. 3/4 PUMP STATIONS G-370 & G-372 PUMP STATION G-370 ROOF FRAMING PLAN	SOUTH FLORIDA WATER MANAGEMENT DISTRICT EVERGLADES CONSTRUCTION PROJECT 3301 GUN CLUB ROAD WEST PALM BEACH, FLORIDA 33406	RODNEY J. GANNUCH, P.E. FLA. C.E. REG. NO. 53545	CONTRACT NO. C-E304 DWG. NO. SS-101	REVISIONS	DATE	CHKD

"RECORD DRAWINGS"

COPYRIGHT ©2001 BY BURNS & MCDONNELL ENGINEERING COMPANY, INC.



WEST ELEVATION (LOOKING EAST)



EAST ELEVATION (LOOKING WEST)



Millimeters

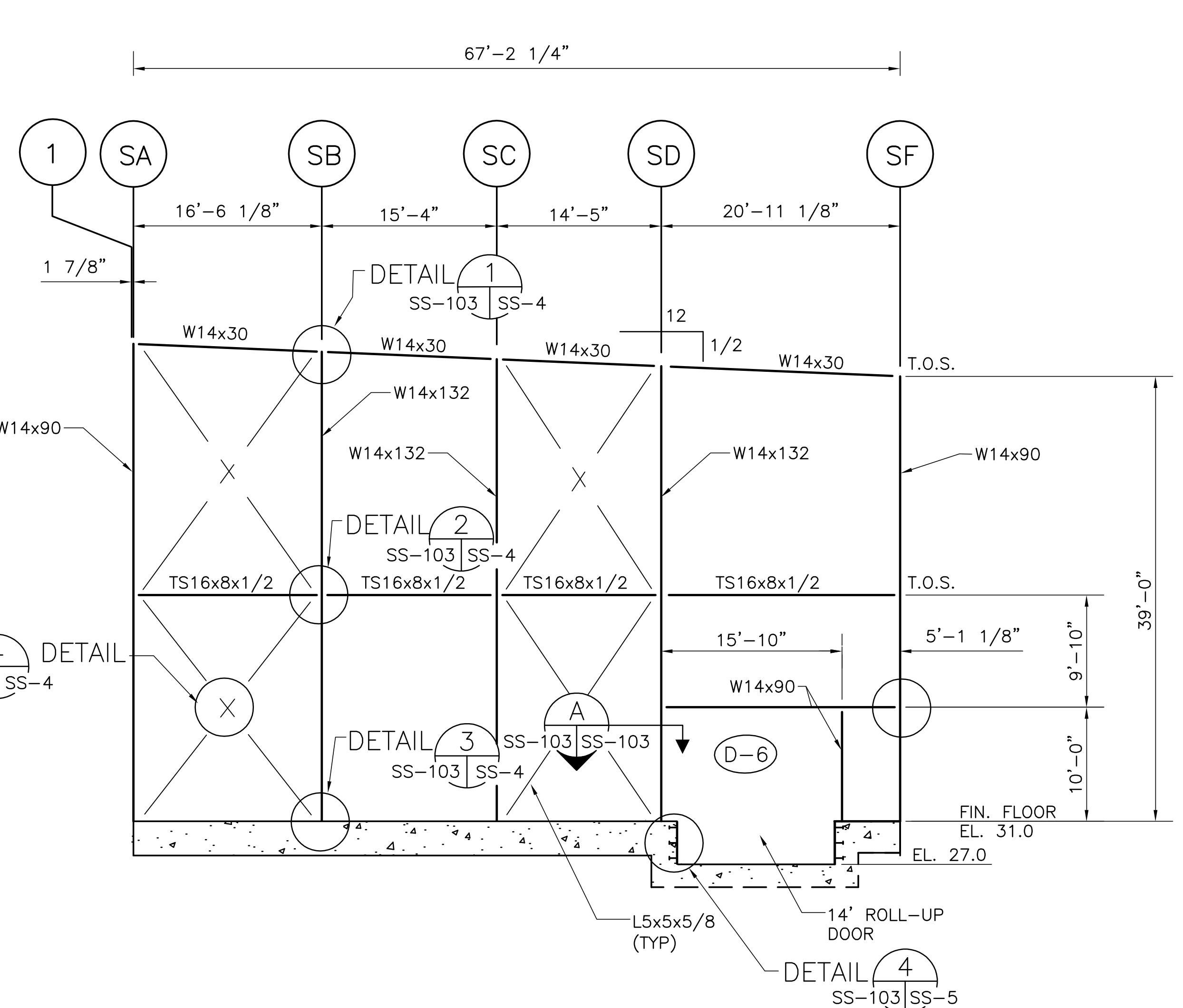
Scale For Microfilming

Inches

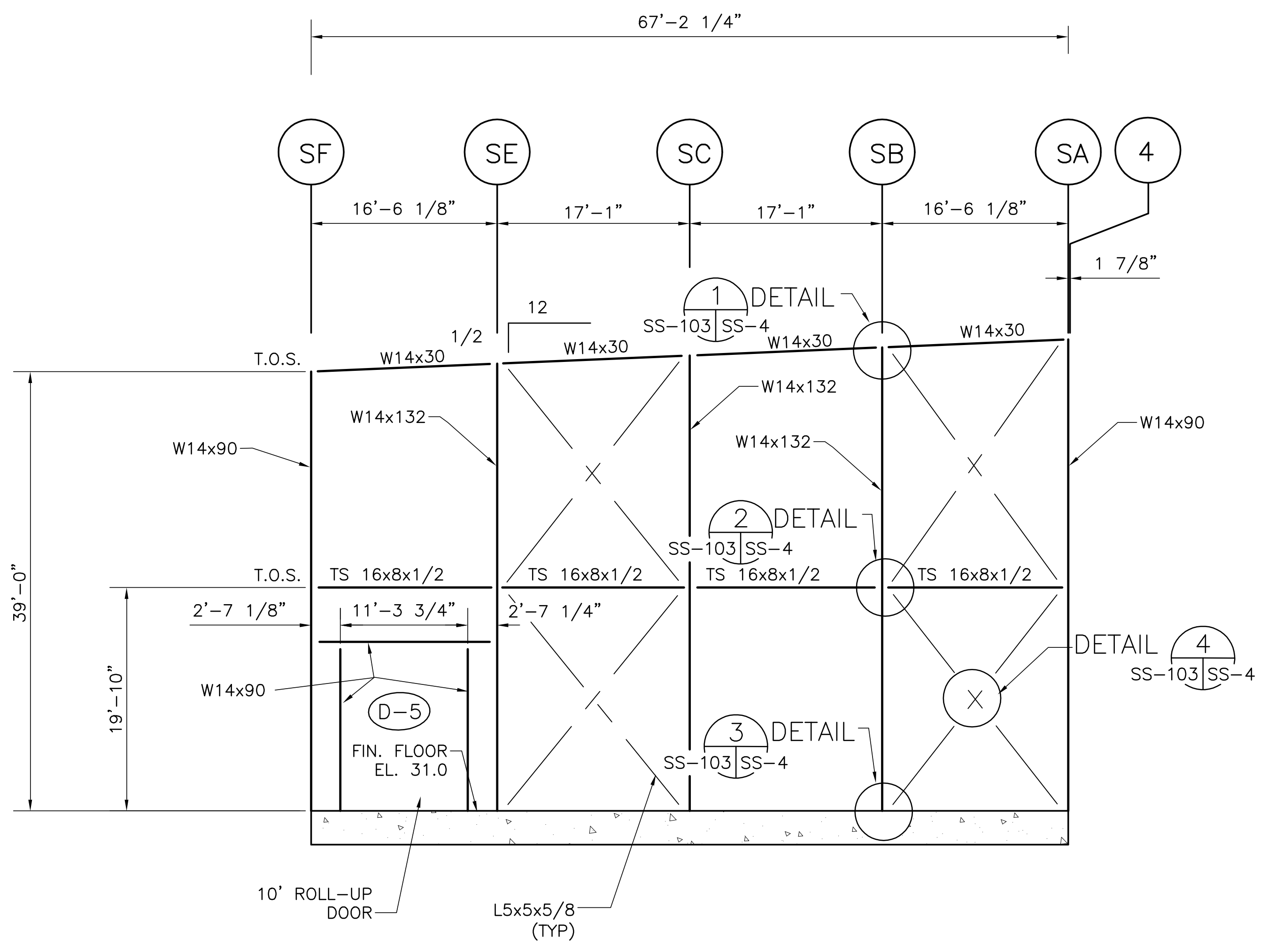
Rodney J. Gannuch, P.E.  
FLA. C.E. REG. NO. 53545

<p><b>Brown Cunningham Gannuch</b> ENGINEERS - ARCHITECTS - CONSULTANTS MEMBER, LOUISIANA PROFESSIONAL ENGINEERS ASSOCIATION License No. EB00008095</p>		<p>DESIGN: DER CHECK: R/G DATE: 5/10/2001</p>
<p>DRAWN: JSB CHKD: EJM DESIGN: DER CHKD: R/G DATE: 5/10/2001</p>	<p>NO. DWG: CHKO DATE: _____</p>	<p>REVISIONS</p>
<p>EVERGLADES CONSTRUCTION PROJECT STORMWATER TREATMENT AREA NO. 3/4 PUMP STATIONS G-370 &amp; G-372 PUMP STATION G-370 EAST &amp; WEST ELEVATIONS</p>		
<p>SOUTH FLORIDA WATER MANAGEMENT DISTRICT EVERGLADES CONSTRUCTION PROJECT 3301 GUN CLUB ROAD WEST PALM BEACH, FLORIDA 33406</p>		
<p>CONTRACT NO. C-E304 DWG. NO. SS-102</p>		

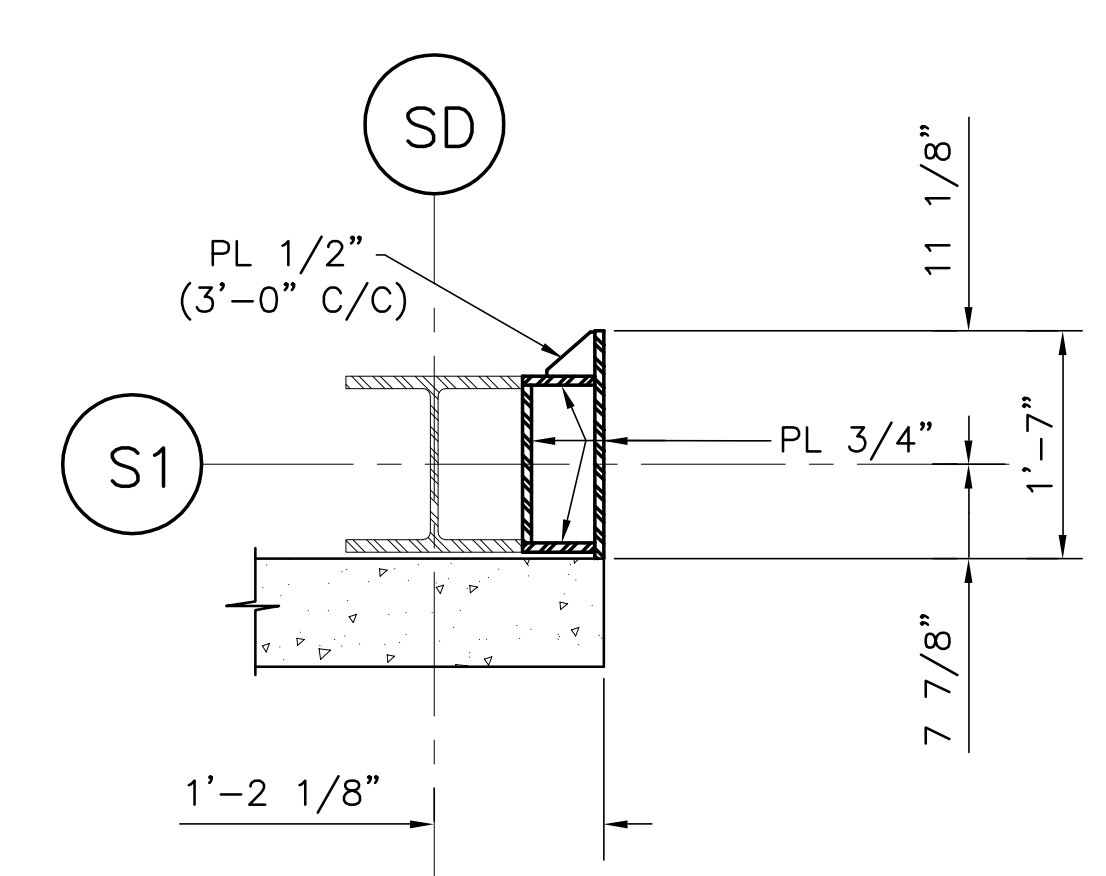
"RECORD DRAWINGS"



NORTH ELEVATION (LOOKING SOUTH)



SOUTH ELEVATION (LOOKING NORTH)



SECTION A-A



Scale For Microfilming  
Inches  
Millimeters

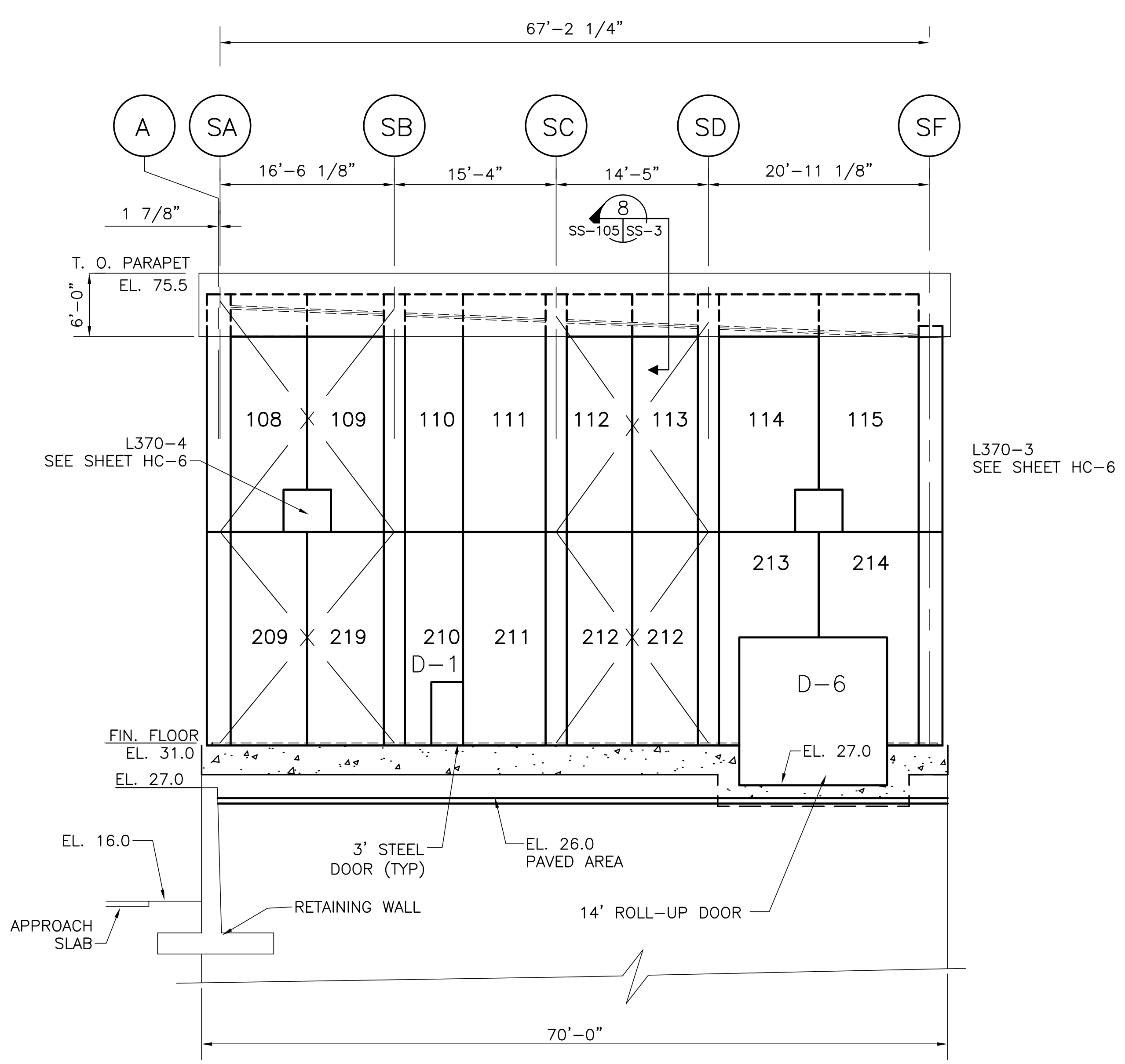
COPYRIGHT ©2001 BY BURNS & MCDONNELL ENGINEERING COMPANY, INC.

<p><b>Brown Cunningham Gannuch</b> ENGINEERS - ARCHITECTS - CONSULTANTS METairie, LOUISIANA 70006 (504) 454-3866 License No. EB00008095</p>		<p><b>Burns &amp; McDonnell</b> SINCE 1898 9400 WARD PARKWAY KANSAS CITY, MO 64114 Central Office: EB0000253 BRGJL 24930</p>	
<p>EVERGLADES CONSTRUCTION PROJECT STORMWATER TREATMENT AREA NO. 3/4 PUMP STATIONS G-370 &amp; G-372 PUMP STATION G-370 NORTH &amp; SOUTH ELEVATIONS</p>	<p>SOUTH FLORIDA WATER MANAGEMENT DISTRICT EVERGLADES CONSTRUCTION PROJECT 3301 GUN CLUB ROAD WEST PALM BEACH, FLORIDA 33406</p>	<p>RODNEY J. GANNUCH, P.E. FLA. C.E. REG. NO. 53545</p>	<p>CONTRACT NO. C-E304 DWG. NO. SS-103</p>
<p>DRAWN: JSB CHKD: EJM DESIGN: DER CHKD: R/G DATE: 5/10/2001</p>	<p>NO. DWG CHKD DATE</p>	<p>REVISIONS</p>	<p>DATE</p>

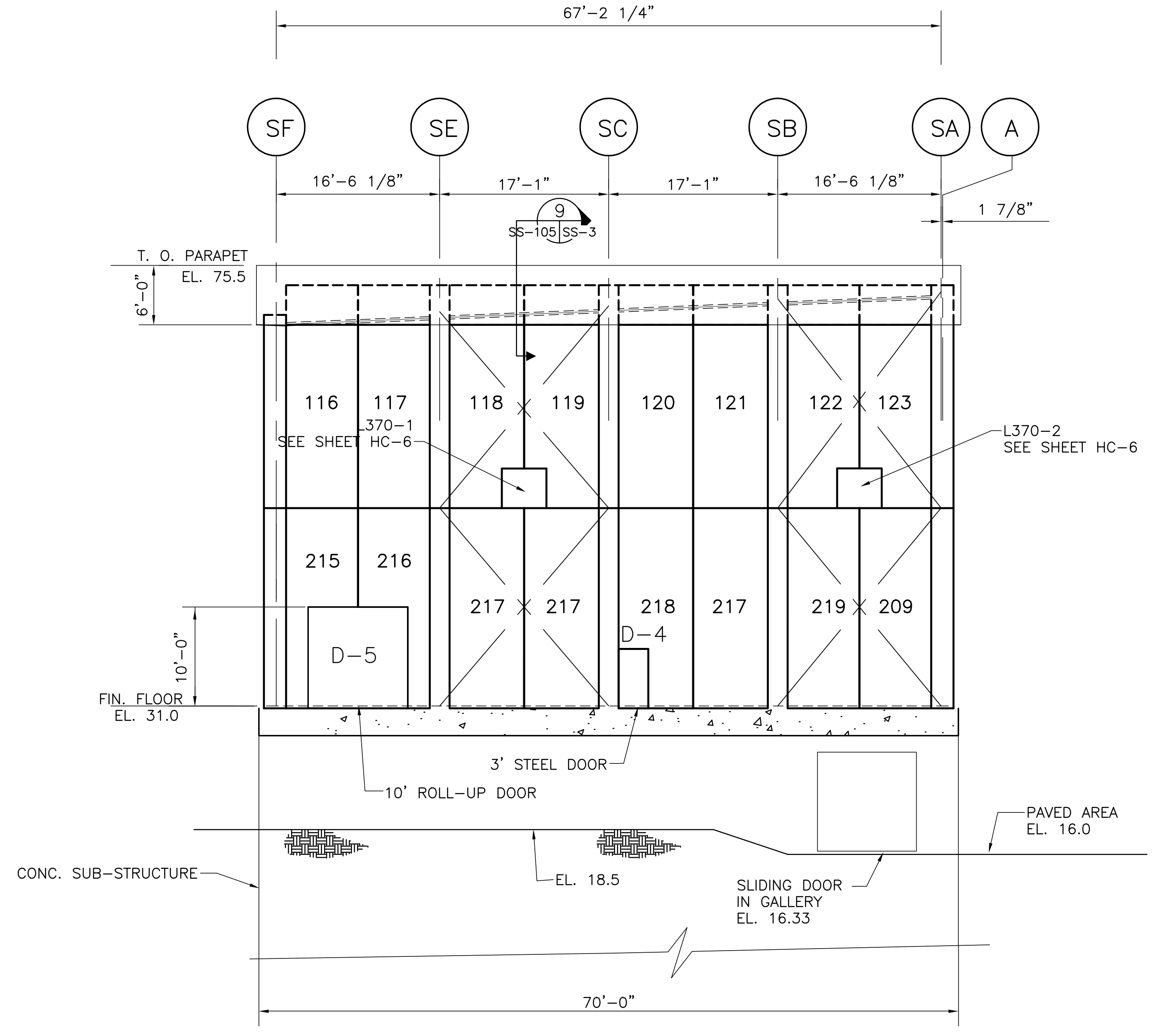
"RECORD DRAWINGS"







PRECAST CONCRETE PANELS (NORTH ELEVATION LOOKING SOUTH)



CONCRETE PRECAST PANELS (SOUTH ELEVATION LOOKING NORTH)

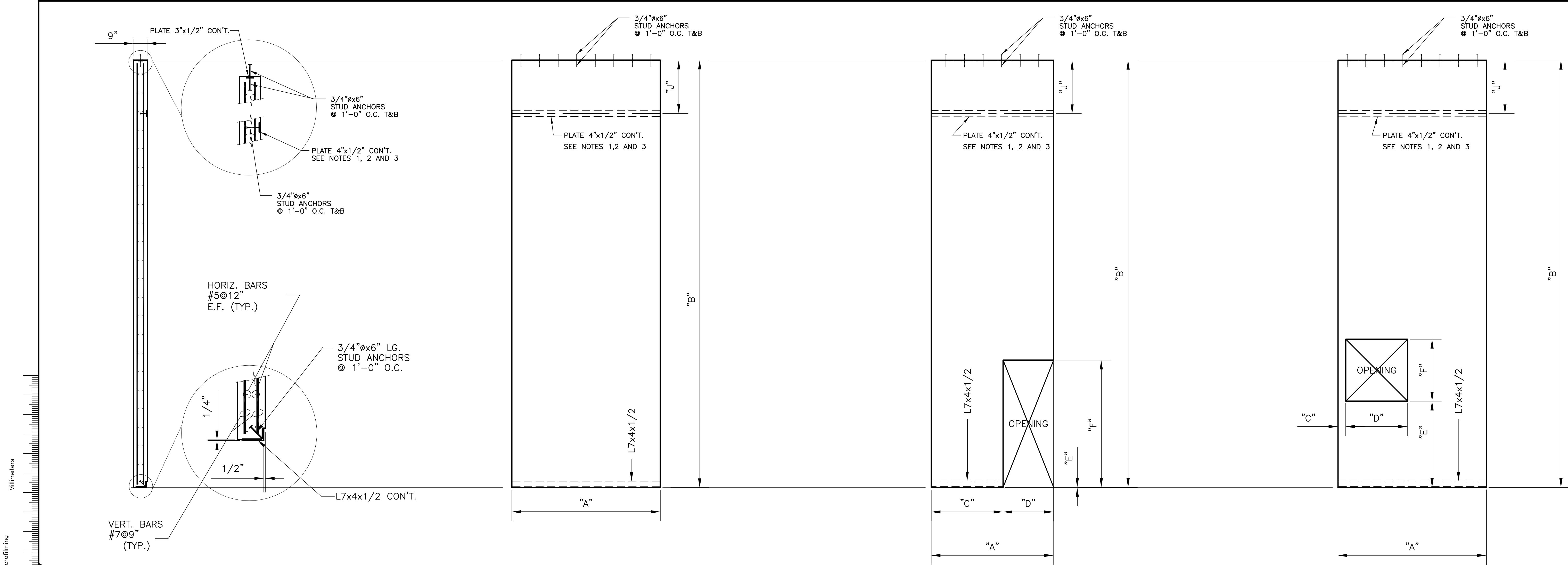


Scale For Microfilming  
Inches  
Millimeters

COPYRIGHT ©2001 BY BURNS & MCDONNELL ENGINEERING COMPANY, INC.

 <b>Brown Cunningham Gannuch</b> ENGINEERS - ARCHITECTS - CONSULTANTS METairie, LOUISIANA 70006 (504) 454-3866 License No. EB00008095				
DRAWN JCF	CHECKED EJM	DESIGN DER	CHECKED R/G	DATE 5/10/2001
<b>Burns &amp; McDonnell</b> SINCE 1888 9400 WARD PARKWAY KANSAS CITY, MO 64114 Central ERO000253 BRGJ 24930		<b>EVERGLADES CONSTRUCTION PROJECT</b> <b>STORMWATER TREATMENT AREA NO. 3/4</b> PUMP STATIONS G-370 & G-372 STATION G-370 NORTH & SOUTH ELEVATIONS CONCRETE PANELS		
<b>SOUTH FLORIDA WATER MANAGEMENT DISTRICT</b> EVERGLADES CONSTRUCTION PROJECT 3301 GUN CLUB ROAD WEST PALM BEACH, FLORIDA 33406		CONTRACT NO. C-E304 DWG. NO. <b>SS-105</b>		

"RECORD DRAWINGS"



**TOP EXTERIOR WALL PANELS**

PANEL NUMBER	"A"	"B"	"C"	"D"	"E"	"F"	"G"	"H"	"I"	"J"	NUMBER REQ'D.
100	7'-3 1/4"	20'-3"	-	-	-	-	-	-	-	3'-11 3/4"	4
101	7'-11 3/4"	20'-3"	-	-	-	-	-	-	-	3'-11 3/4"	16
102	7'-3 1/4"	20'-3"	3'-9 1/4"	3'-6"	0'-0"	7'-0 3/4"	-	-	-	1'-2 1/4"	1
103	7'-11 3/4"	20'-3"	0'-0"	3'-6 1/4"	0'-0"	7'-0 3/4"	-	-	-	1'-2 1/4"	2
104	7'-11 3/4"	20'-3"	-	-	-	-	-	-	-	1'-2 1/4"	10
105	7'-11 3/4"	20'-3"	4'-5 5/8"	3'-6 1/4"	0'-0"	7'-0 3/4"	-	-	-	1'-2 1/4"	2
106	7'-6 1/2"	20'-3"	-	-	-	-	-	-	-	1'-2 1/4"	1
107	7'-3 1/4"	20'-3"	0'-0"	3'-6 1/4"	0'-0"	7'-0 3/4"	-	-	-	1'-2 1/4"	1
108	7'-2 7/8"	20'-3"	4'-11 7/8"	2'-3"	-	-	-	-	-	0'-11 1/2"	1
109	7'-2 3/4"	20'-3"	0'-0"	2'-3"	-	-	-	-	-	1'-3"	1
110	6'-2"	20'-3"	-	-	-	-	-	-	-	1'-7 3/8"	1
111	7'-1 1/2"	20'-3"	-	-	-	-	-	-	-	1'-10 3/4"	1
112	6'-2 1/4"	20'-3"	-	-	-	-	-	-	-	2'-3"	1
113	6'-2 1/4"	20'-3"	-	-	-	-	-	-	-	2'-6 1/8"	1
114	9'-5 1/4"	20'-3"	7'-2 1/4"	2'-3"	-	-	-	-	-	2'-11"	1
115	9'-5 3/8"	20'-3"	0'-0"	2'-3"	-	-	-	-	-	3'-3 3/4"	1
116	7'-2 7/8"	20'-3"	-	-	-	-	-	-	-	3'-4 3/8"	1
117	7'-2 3/4"	20'-3"	-	-	-	-	-	-	-	3'-0 3/4"	1
118	7'-6 1/4"	20'-3"	5'-3 1/4"	2'-3"	-	-	-	-	-	2'-8"	1
119	7'-6 1/4"	20'-3"	0'-0"	2'-3"	-	-	-	-	-	2'-4 1/4"	1
120	7'-6 1/4"	20'-3"	-	-	-	-	-	-	-	1'-11 1/2"	1
121	7'-6 1/4"	20'-3"	-	-	-	-	-	-	-	1'-7 3/4"	1
122	7'-2 3/4"	20'-3"	4'-11 3/4"	2'-3"	-	-	-	-	-	1'-3"	1
123	7'-2 7/8"	20'-3"	0'-0"	2'-3"	-	-	-	-	-	0'-11 1/2"	1
124	7'-3 1/4"	20'-3"	0'-0"	3'-6 1/4"	0'-0"	7'-0 3/4"	-	-	-	1'-2 1/4"	1
125	7'-3 1/4"	20'-3"	3'-9 1/4"	3'-6"	0'-0"	7'-0 3/4"	-	-	-	1'-2 1/4"	1
126	8'-5"	20'-3"	-	-	-	-	-	-	-	1'-2 1/4"	1

- NOTES:**
- 1) DIMENSION J REFERS TO THE CENTER OF THE 4"x1/2" PLATE EMBEDDED IN THE TOP PANELS. THIS PLATE IS TO ATTACH TO THE CONNECTION PLATES SHOWN ON SHEET SS-3.
  - 2) FOR PANELS 108 THROUGH 123 DIMENSION J REFERS TO AN AVERAGE LENGTH. THE 4"x1/2" PLATE REFERRED BY DIMENSION J SLOPES WITH THE SLOPE OF THE ROOF.
  - 3) IT IS THE RESPONSIBILITY OF THE CONTRACTOR TO VERIFY THE ACTUAL DIMENSION OF J PRIOR TO FABRICATION OF THE PANELS.

Rodney J. Gannuch, P.E.  
FLA. C.E. REG. NO. 53545

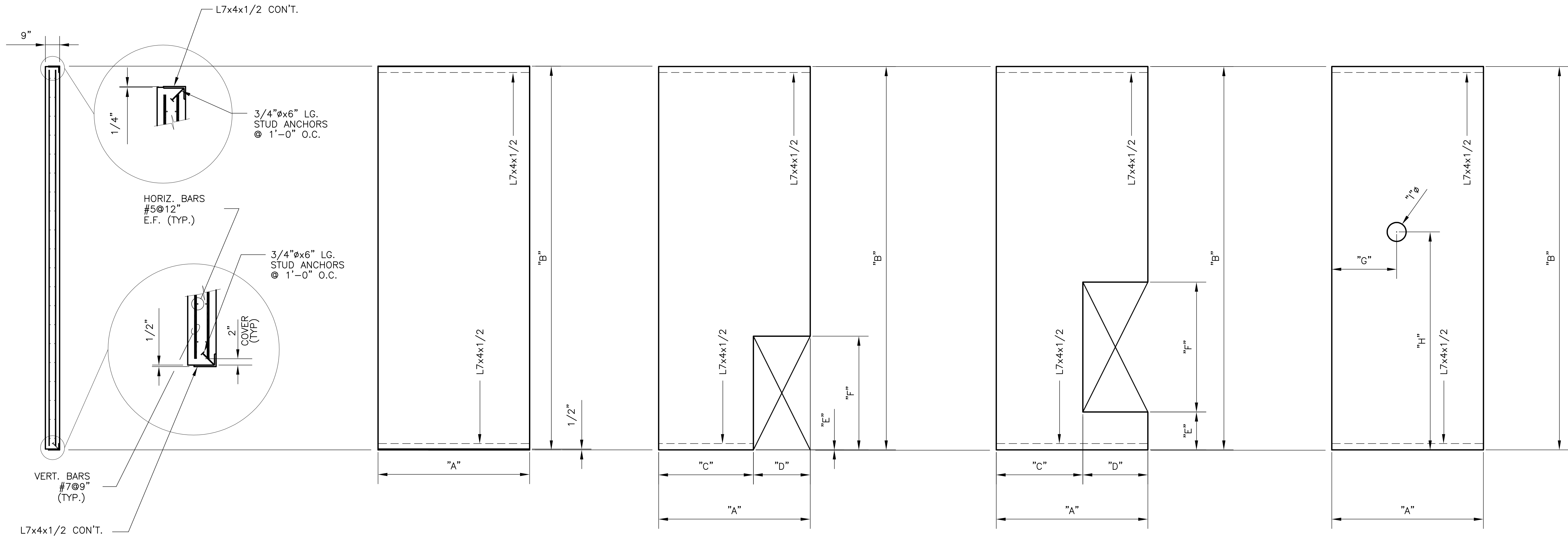


CONTRACT NO.  
C-E304  
DWG. NO.  
SS-106

**"RECORD DRAWINGS"**

COPYRIGHT ©2001 BY BURNS & MCDONNELL ENGINEERING COMPANY, INC.

Scale For Microfilming  
Inches  
Millimeters



**BOTTOM EXTERIOR WALL PANELS**

PANEL NUMBER	"A"	"B"	"C"	"D"	"E"	"F"	"G"	"H"	"I"	NUMBER REQ'D.
200	7'-3 1/4"	22'-6"	-	-	-	-	-	-	-	8
201	7'-11 3/4"	22'-6"	-	-	-	-	-	-	-	15
202	7'-11 3/4"	22'-6"	4'-3 3/4"	3'-8"	0'-0"	7'-7 1/4"	-	-	-	2
203	7'-11 3/4"	22'-6"	4'-5 5/8"	3'-6"	2'-0"	7'-0 3/4"	-	-	-	4
204	7'-11 3/4"	22'-6"	0'-0"	3'-6 1/4"	2'-0"	7'-0 3/4"	-	-	-	4
205	7'-11 3/4"	22'-6"	-	-	-	-	3'-5"	17'-3"	1'-8"	1
206	7'-11 3/4"	22'-6"	-	-	-	-	5'-4"	17'-3"	1'-8"	1
207	7'-11 3/4"	22'-6"	-	-	-	-	2'-5"	10'-3"	2'-4"	2
208	7'-11 3/4"	22'-6"	-	-	-	-	5'-6 3/4"	10'-3"	2'-4"	1
209	7'-2 7/8"	22'-6"	-	-	-	-	-	-	-	2
210	6'-2"	22'-6"	2'-6"	3'-8"	0'-0"	7'-7 1/4"	-	-	-	1
211	7'-1 1/2"	22'-6"	-	-	-	-	-	-	-	1
212	6'-2 1/4"	22'-6"	-	-	-	-	-	-	-	2
213	9'-5 1/4"	22'-6"	1'-2 1/8"	8'-3 7/16"	0'-0"	10'-0"	-	-	-	1
214	9'-5 3/8"	22'-6"	5'-9"	3'-8"	0'-0"	10'-0"	-	-	-	1
215	7'-2 7/8"	22'-6"	2'-7 1/8"	5'-1 1/4"	0'-0"	10'-0"	-	-	-	1
216	7'-2 3/4"	22'-6"	2'-7 1/4"	4'-2 1/8"	0'-0"	10'-0"	-	-	-	1
217	7'-6 1/4"	22'-6"	-	-	-	-	-	-	-	3
218	7'-6 1/4"	22'-6"	0'-0"	3'-8"	0'-0"	7'-7 1/4"	-	-	-	1
219	7'-2 3/4"	22'-6"	-	-	-	-	-	-	-	2
220	7'-6 1/2"	22'-6"	0'-0"	3'-3 1/2"	13'-3"	5'-0"	-	-	-	1
221	8'-5"	22'-6"	-	-	-	-	-	-	-	1

Rodney J. Gannuch, P.E.  
FLA. C.E. REG. NO. 53545



**SOUTH FLORIDA WATER MANAGEMENT DISTRICT**  
EVERGLADES CONSTRUCTION PROJECT  
3301 GUN CLUB ROAD  
WEST PALM BEACH, FLORIDA 33406

**EVERGLADES CONSTRUCTION PROJECT**  
STORMWATER TREATMENT AREA NO. 3/4  
PUMP STATIONS G-370 & G-372  
PUMP STATION G-370  
TYPICAL PANEL DETAILS

**Burns & McDonnell**  
SINCE 1888  
9400 WARD PARKWAY  
KANSAS CITY, MO. 64114  
Certification EB0000253  
BMcD 24930

**Brown Cunningham Gannuch**  
ENGINEERS - ARCHITECTS - CONSULTANTS  
2701 KINGMAN ST.  
METairie, LOUISIANA 70006  
(504) 454-3866  
License No. EB00008095

NO.	DATE	CHKD	DATE
1	5/10/2001		

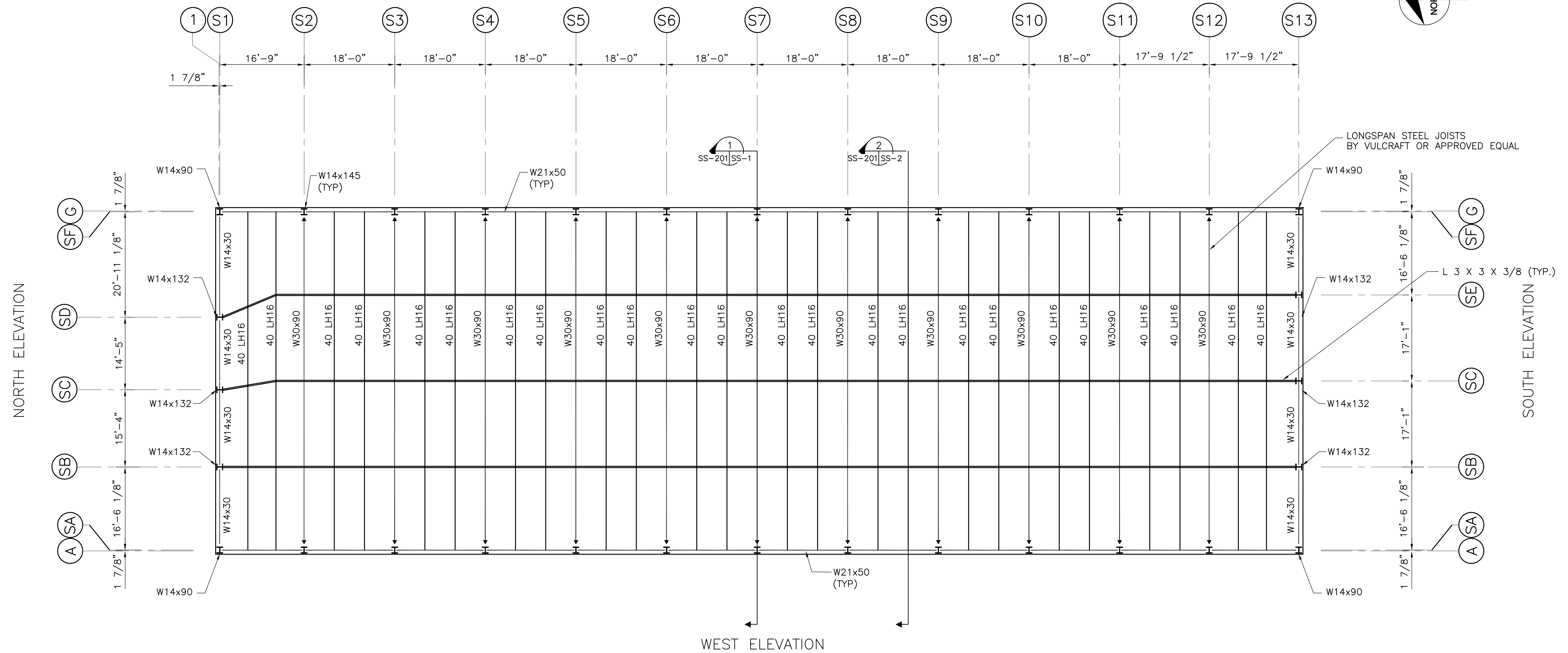

NO.	DATE	CHKD	DATE
1	5/10/2001		

NO.	DATE	CHKD	DATE
1	5/10/2001		

CONTRACT NO. C-E304  
DWG. NO. SS-107

"RECORD DRAWINGS"

EAST ELEVATION



ROOF FRAMING PLAN



NOTES:  
 INSTALLATION OF LONGSPAN STEEL JOISTS SHALL MEET OR EXCEED ALL MANUFACTURERS REQUIREMENTS. LONGSPAN STEEL JOISTS SHALL SUPPORT A COMBINED DEAD AND LIVE LOAD OF 756 PLF AND A NET UPLIFT LOAD OF 400 PLF. JOIST MANUFACTURER SHALL CHECK THE ROOF SYSTEM AND PROVIDE BRIDGING AS REQUIRED TO ADEQUATELY BRACE THE JOISTS AGAINST LATERAL MOVEMENT.

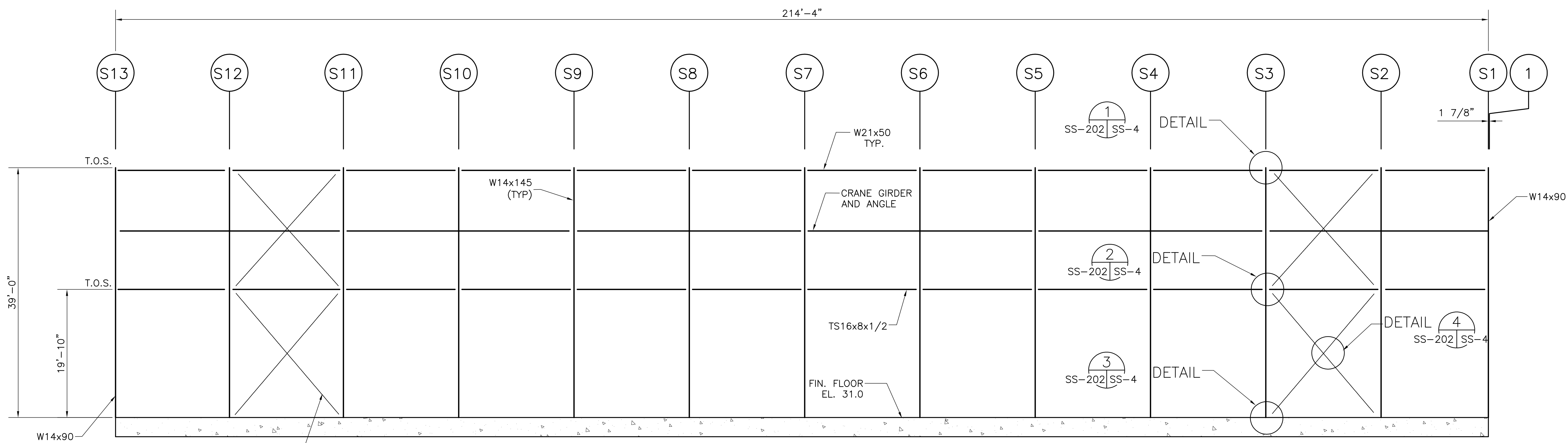
Scale For Microfilming  
Inches  
Millimeters

COPYRIGHT ©2001 BY BURNS & MCDONNELL ENGINEERING COMPANY, INC.

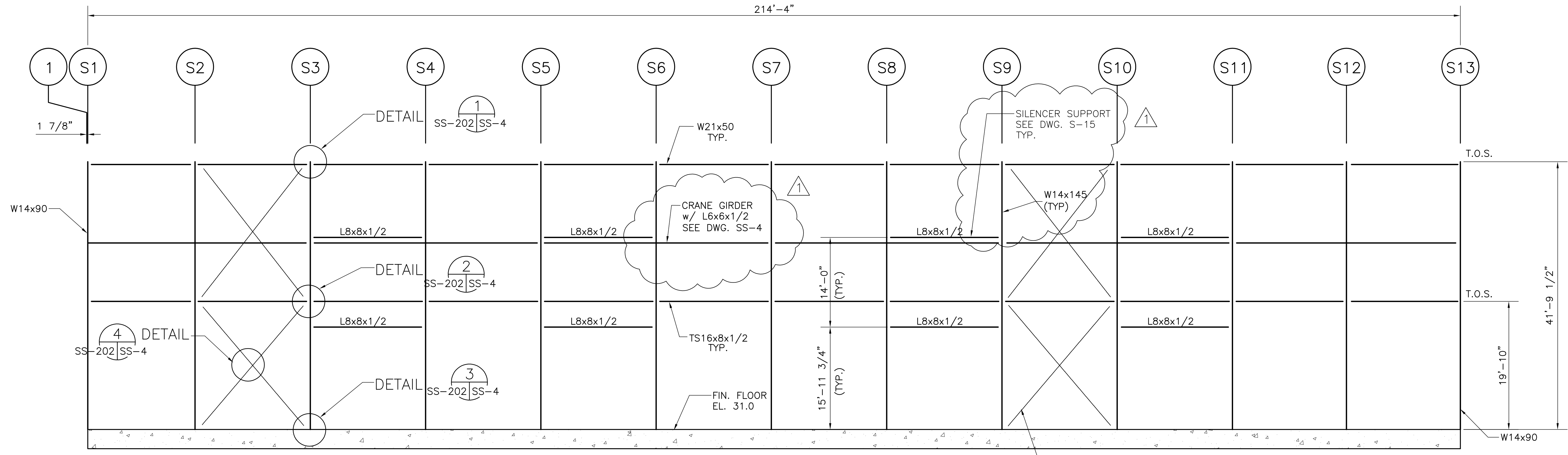
	<b>Brown Cunningham Gannuch</b> <small>ENGINEERS - ARCHITECTS - CONSULTANTS</small> <small>MEMBERS: LOUISIANA 70006 MISSISSIPPI 454-3866 License No. EB00008095</small>				<small>NO. DWG</small> CHKD DATE	<small>NO. DWG</small> CHKD DATE	<small>NO. DWG</small> CHKD DATE	<small>NO. DWG</small> CHKD DATE
<b>EVERGLADES CONSTRUCTION PROJECT</b> <b>STORMWATER TREATMENT AREA NO. 3/4</b> <b>PUMP STATIONS G-370 &amp; G-372</b>	<b>PUMP STATION G-372</b> <b>ROOF FRAMING PLAN</b>							
<b>SOUTH FLORIDA</b> <b>WATER MANAGEMENT DISTRICT</b> <small>EVERGLADES CONSTRUCTION PROJECT 3301 GUN CLUB ROAD WEST PALM BEACH, FLORIDA 33406</small>								
<b>"RECORD DRAWINGS"</b>								
CONTRACT NO. C-E304 DWG. NO. SS-201								

COPYRIGHT ©2001 BY BURNS & MCDONNELL ENGINEERING COMPANY, INC.

Scale For Microfilming  
Inches  
Millimeters



**EAST ELEVATION (LOOKING WEST)**



**WEST ELEVATION (LOOKING EAST)**

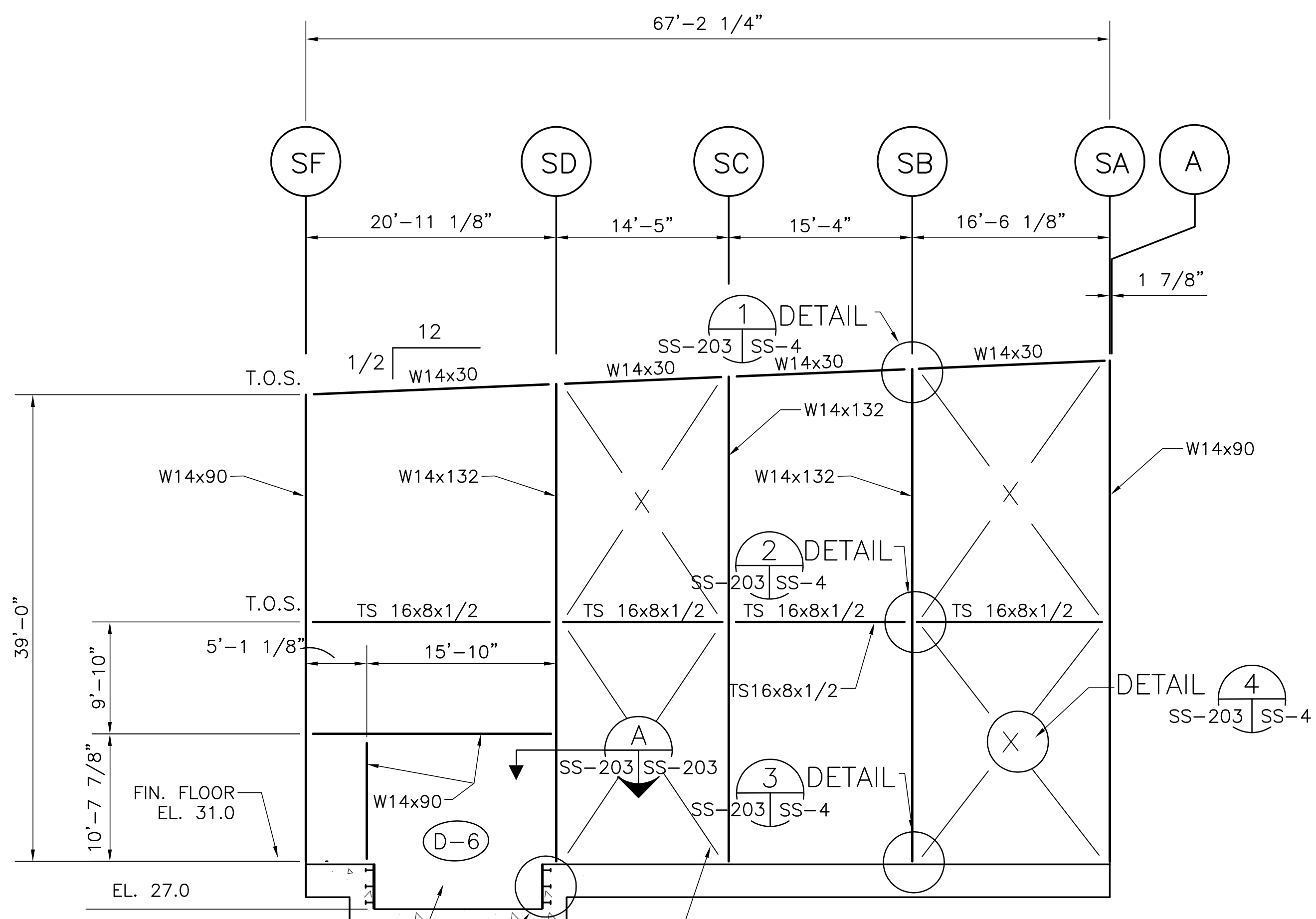


<p><b>Brown Cunningham Gannuch</b> ENGINEERS - ARCHITECTS - CONSULTANTS METairie, LOUISIANA 70006 (504) 454-3866 License No. EB00008095</p>		<p><b>Burns &amp; McDonnell</b> SINCE 1898 9400 WARD PARKWAY KANSAS CITY, MO 64114 Central Office BRG 24930</p>	
<p>EVERGLADES CONSTRUCTION PROJECT STORMWATER TREATMENT AREA NO. 3/4 PUMP STATIONS G-370 &amp; G-372</p>		<p>SOUTH FLORIDA WATER MANAGEMENT DISTRICT EVERGLADES CONSTRUCTION PROJECT 3301 GUN CLUB ROAD WEST PALM BEACH, FLORIDA 33406</p>	
<p>DRAWN CHKD DESIGN CHKD DATE</p>	<p>JSB EJM DER R/G 5/10/2001</p>	<p>REVISED PER ADDENDUM NO.1 6-01-01</p>	<p>NO. DWG CHKD DATE</p>
<p>REVISIONS</p>			

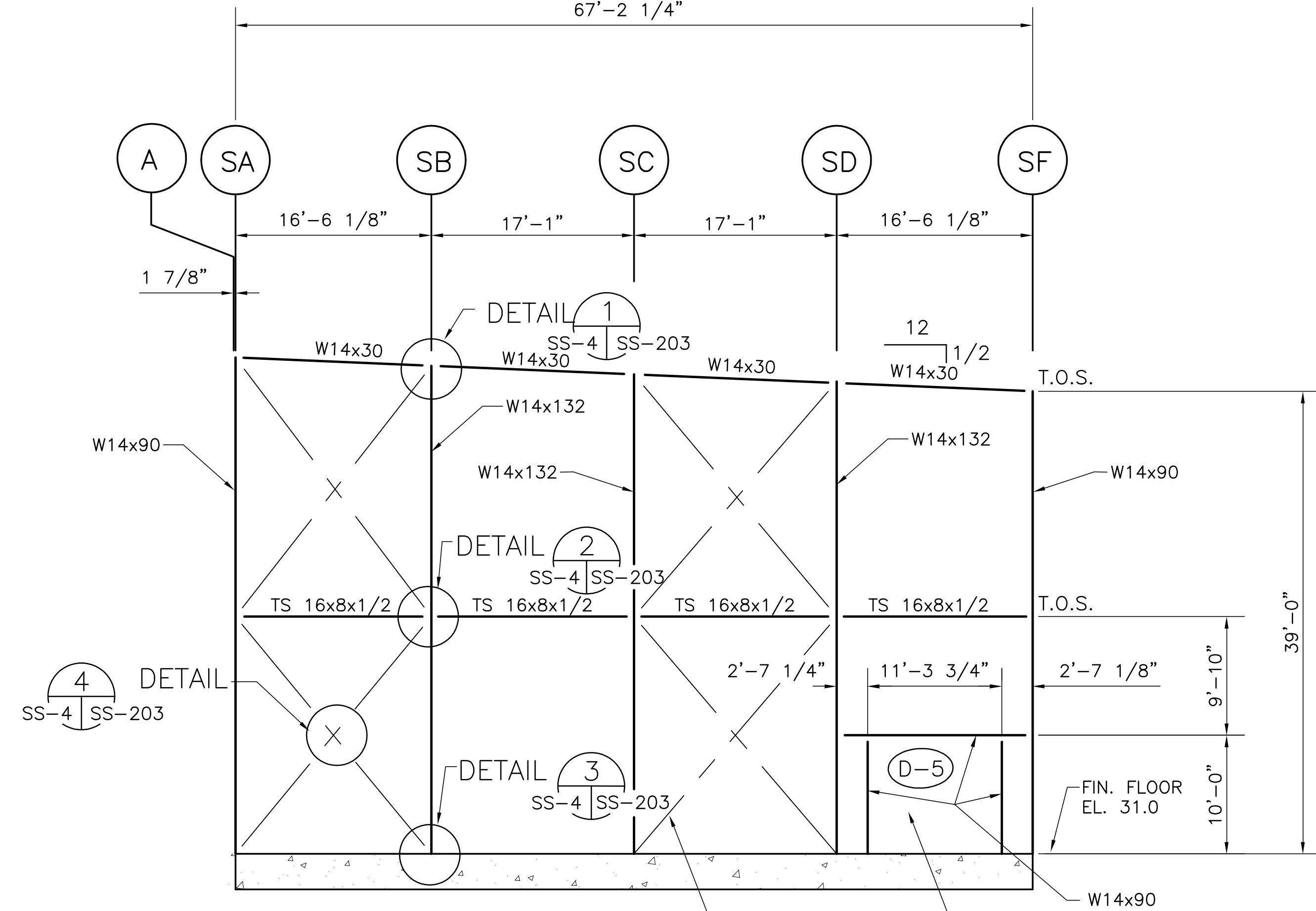
Rodney J. Gannuch, P.E.  
FLA. C.E. REG. NO. 53545

CONTRACT NO.  
C-E304  
DWG. NO.  
SS-202

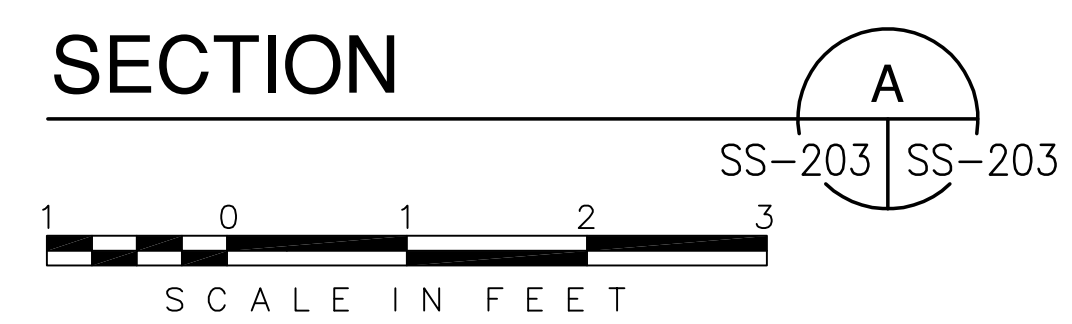
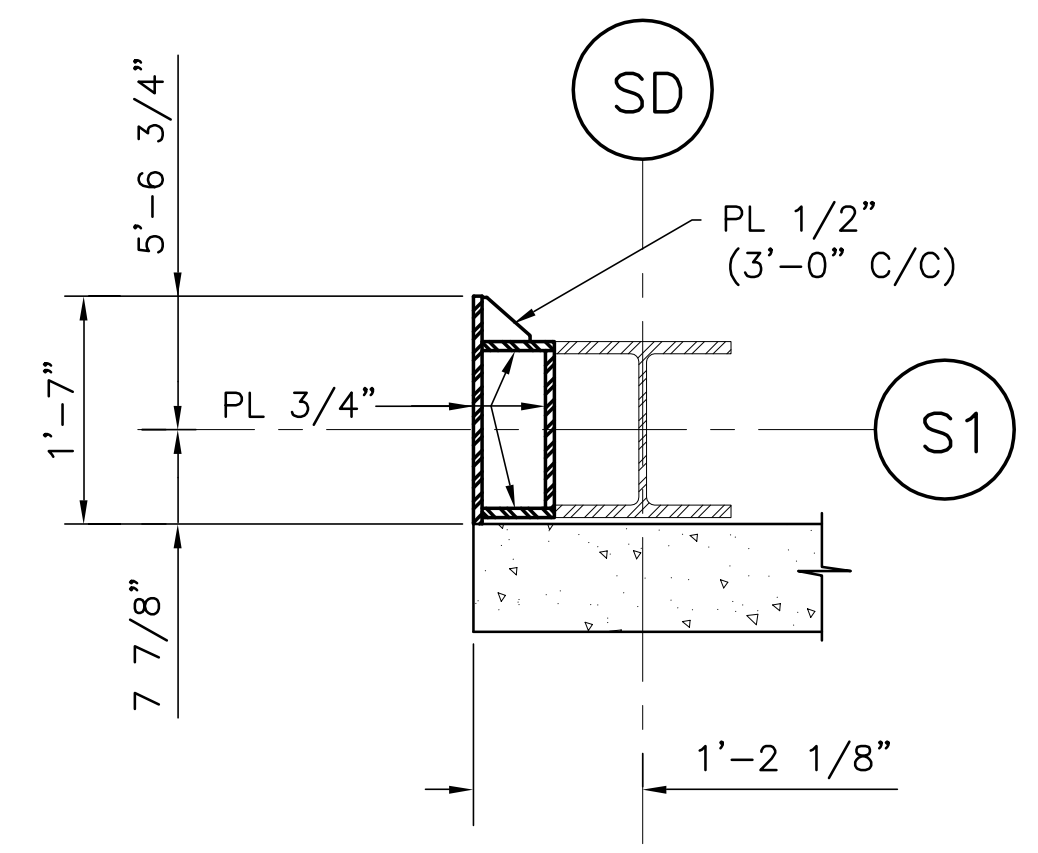
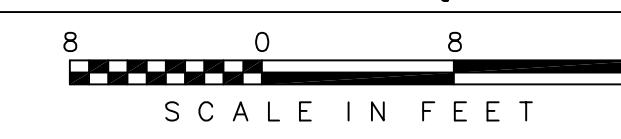
**"RECORD DRAWINGS"**



**NORTH ELEVATION (LOOKING SOUTH)**



**SOUTH ELEVATION (LOOKING NORTH)**



**SECTION**

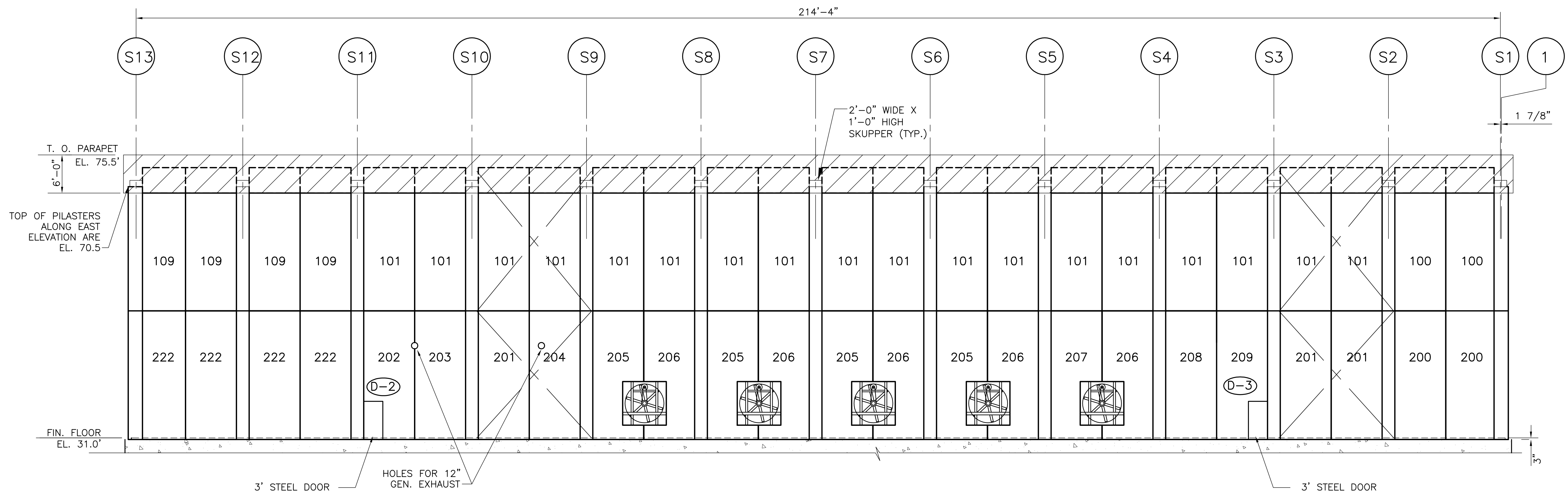


<p><b>Brown Cunningham Gannuch</b> ENGINEERS • ARCHITECTS • CONSULTANTS METairie, LOUISIANA 70006 (504) 454-3866 License No. EB00008095</p>		<p><b>Burns &amp; McDonnell</b> SINCE 1838 9400 WARD PARKWAY KANSAS CITY, MO 64114 Central: 816.234.2430</p>	
<p>EVERGLADES CONSTRUCTION PROJECT STORMWATER TREATMENT AREA NO. 3/4 PUMP STATIONS G-370 &amp; G-372 PUMP STATION G-372 NORTH &amp; SOUTH ELEVATIONS</p>	<p>SOUTH FLORIDA WATER MANAGEMENT DISTRICT EVERGLADES CONSTRUCTION PROJECT 3301 GUN CLUB ROAD WEST PALM BEACH, FLORIDA 33406</p>	<p>RODNEY J. GANNUCH, P.E. FLA. C.E. REG. NO. 53545</p>	<p>CONTRACT NO. C-E304 DWG. NO. SS-203</p>
<p>DRAWN: JSB CHKD: EJM DESIGN: DER CHKD: R/G DATE: 5/10/2001</p>	<p>NO. DWG CHKD DATE</p>	<p>REVISIONS</p>	<p>DATE</p>

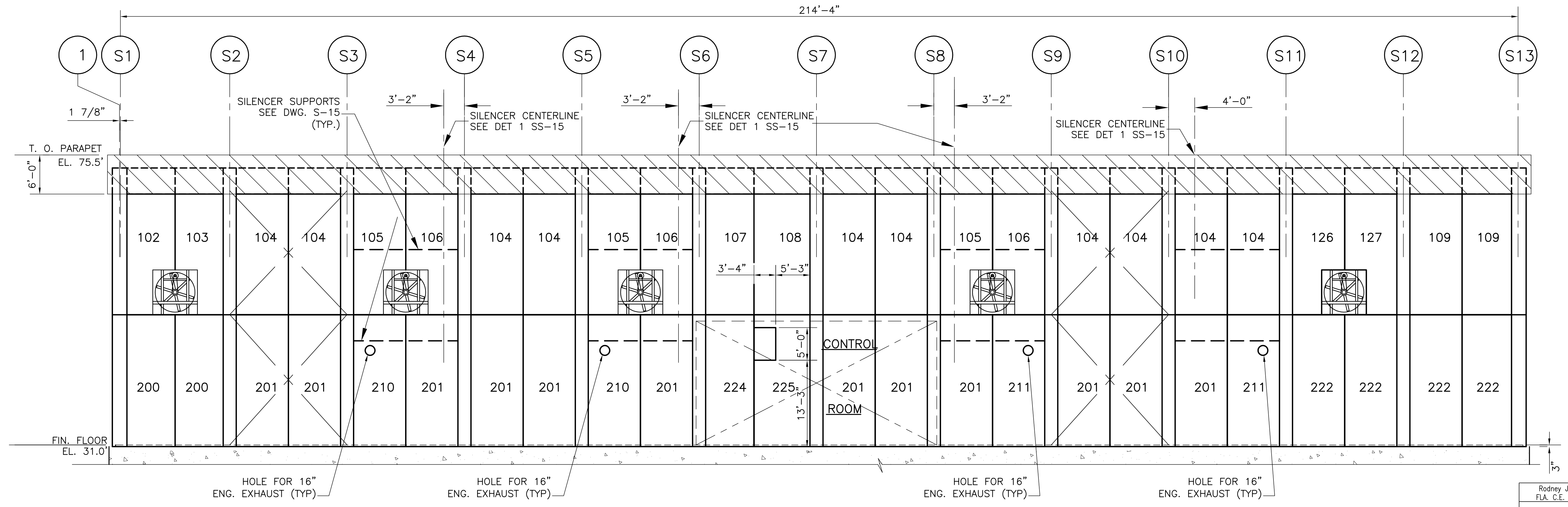
"RECORD DRAWINGS"

COPYRIGHT ©2001 BY BURNS & McDONNELL ENGINEERING COMPANY, INC.

COPYRIGHT ©2001 BY BURNS & MCDONNELL ENGINEERING COMPANY, INC.



PRECAST CONCRETE PANELS (EAST ELEVATION LOOKING WEST)



PRECAST CONCRETE PANELS (WEST ELEVATION LOOKING EAST)



Rodney J. Gannuch, P.E.  
FLA. C.E. REG. NO. 53545

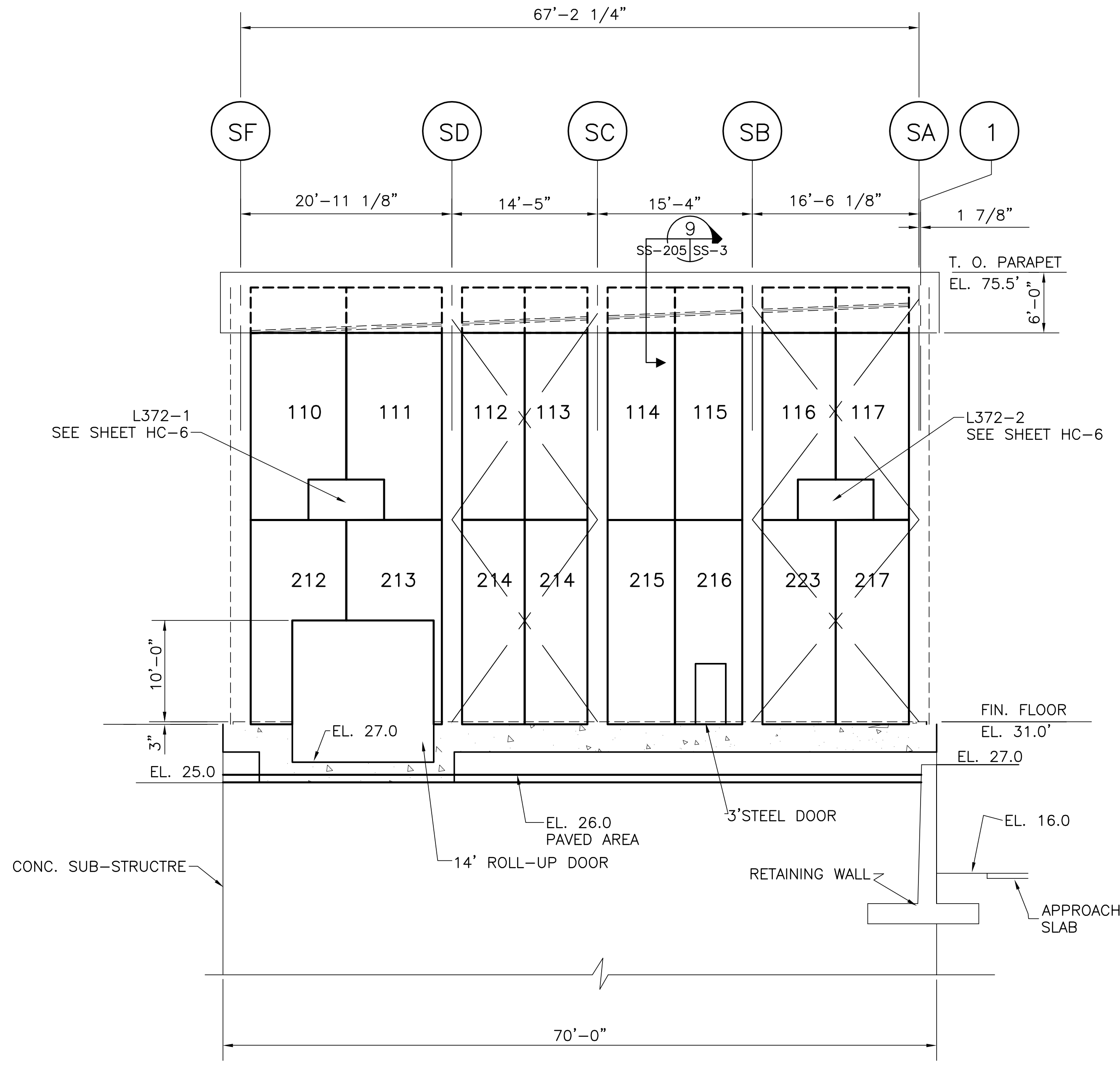
		<b>Brown Cunningham Gannuch</b> ENGINEERS - ARCHITECTS - CONSULTANTS METairie, LOUISIANA 70006 (504) 454-3886 License No. EB00008095	
DRAWN JCF	CHKD EJM	DESIGN DER	CHKD R/G
DATE 5/10/2001		NO. / DWG. / CHKD. / DATE	
EVERGLADES CONSTRUCTION PROJECT STORMWATER TREATMENT AREA NO. 3/4 PUMP STATIONS G-370 & G-372 STATION G-372 EAST & WEST ELEVATIONS CONCRETE PANEL			
SOUTH FLORIDA WATER MANAGEMENT DISTRICT EVERGLADES CONSTRUCTION PROJECT 3301 GUN CLUB ROAD WEST PALM BEACH, FLORIDA 33406			
CONTRACT NO. C-E304 DWG. NO. SS-204			

"RECORD DRAWINGS"

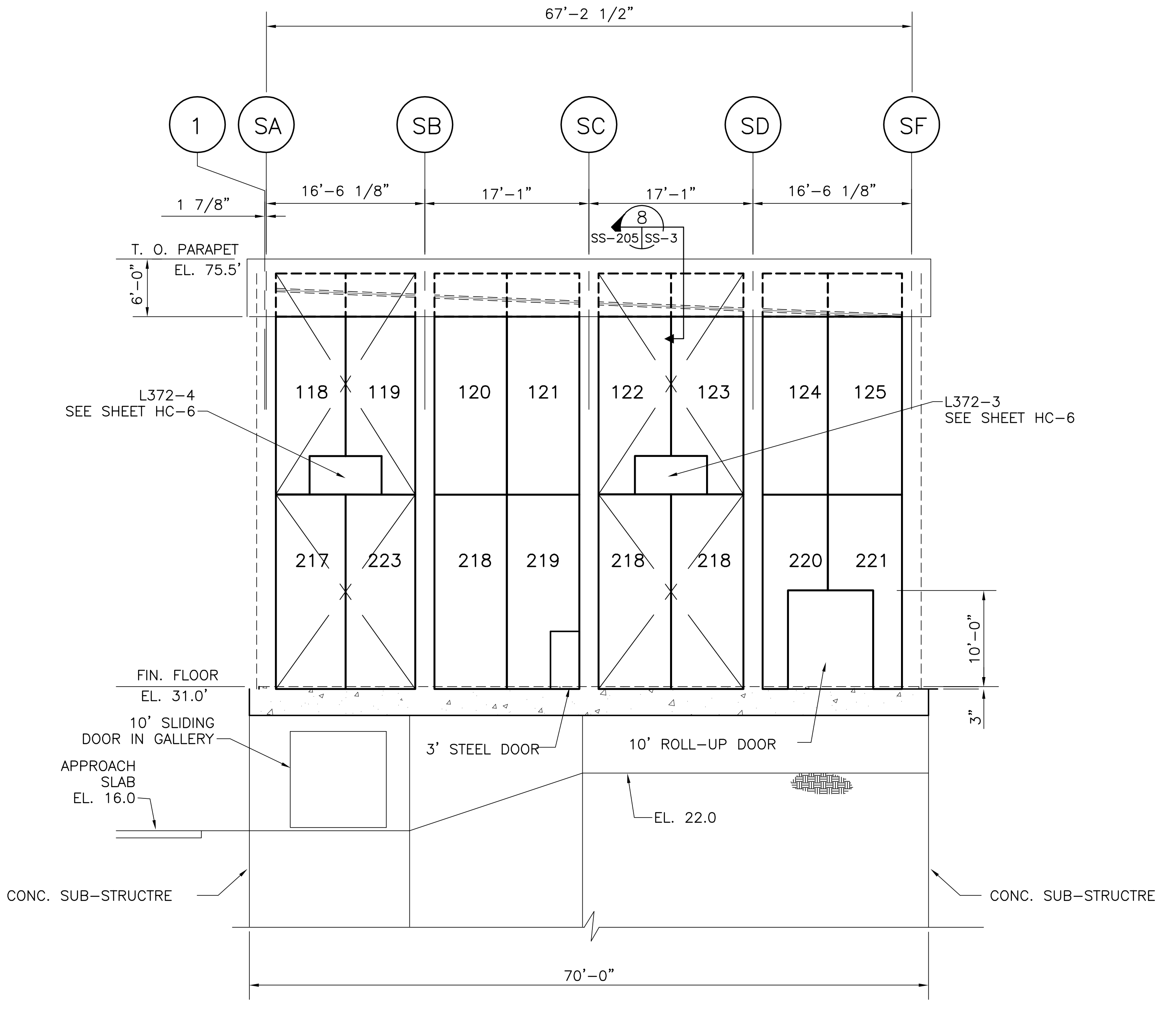


COPYRIGHT ©2001 BY BURNS & MCDONNELL ENGINEERING COMPANY, INC.

Scale For Microfilming  
Scale For Enlargement  
Inches  
Millimeters



PRECAST CONCRETE PANELS (NORTH ELEVATION LOOKING SOUTH)

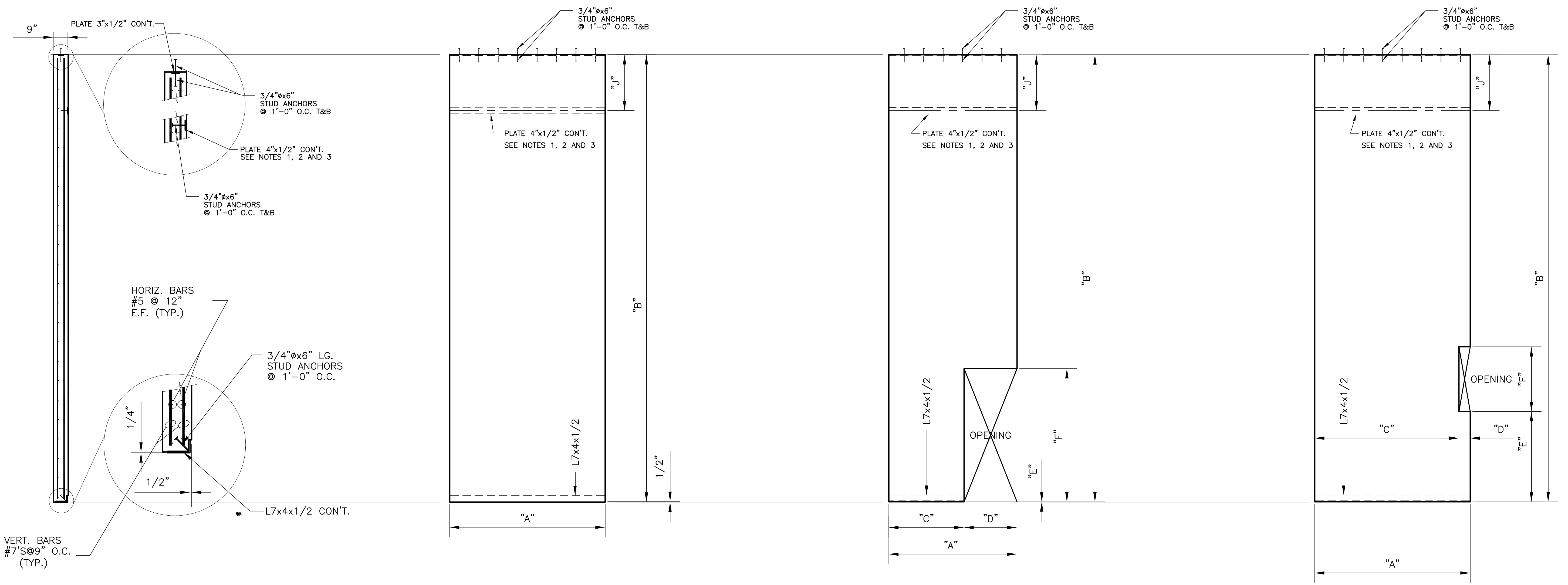


CONCRETE PRECAST PANELS (SOUTH ELEVATION LOOKING NORTH)



 Brown Cunningham Gannuch ENGINEERS - ARCHITECTS - CONSULTANTS MEMBER, LOUISIANA PROFESSIONAL ENGINEERS AND ARCHITECTS BOARD License No. EB00008095	DRAWN: JCF CHECKED: EJM DESIGN: DER CHECKED: R/G DATE: 5/10/2001	NO.   DWG.   CHKD.   DATE   REVISIONS
	EVERGLADES CONSTRUCTION PROJECT STORMWATER TREATMENT AREA NO. 3/4 PUMP STATIONS G-370 & G-372 STATION G-372 NORTH & SOUTH ELEVATIONS CONCRETE PANEL	
 Burns & McDonnell SINCE 1898 9400 WARD PARKWAY KANSAS CITY, MO 64114 Central Office: (816) 454-3886 Fax: (816) 454-3890	SOUTH FLORIDA WATER MANAGEMENT DISTRICT EVERGLADES CONSTRUCTION PROJECT 3301 GUN CLUB ROAD WEST PALM BEACH, FLORIDA 33406	
	Rodney J. Gannuch, P.E. FLA. C.E. REG. NO. 53545	
CONTRACT NO. C-E304 DWG. NO. SS-205		

"RECORD DRAWINGS"



TOP EXTERIOR WALL PANELS											
PANEL NUMBER	"A"	"B"	"C"	"D"	"E"	"F"	"G"	"H"	"I"	"J"	NUMBER REQ'D.
100	7'-4 1/4"	20'-3"	-	-	-	-	-	-	-	3'-11 3/4"	2
101	7'-11 3/4"	20'-3"	-	-	-	-	-	-	-	3'-11 3/4"	18
102	7'-4 1/4"	20'-3"	3'-10 1/8"	3'-6 1/8"	0'-0"	7'-0 3/4"	-	-	-	1'-2 1/4"	1
103	7'-4 1/4"	20'-3"	0'-0"	3'-6 1/8"	0'-0"	7'-0 3/4"	-	-	-	1'-2 1/4"	1
104	7'-11 3/4"	20'-3"	-	-	-	-	-	-	-	1'-2 1/4"	10
105	7'-11 3/4"	20'-3"	4'-5 5/8"	3'-6 1/8"	0'-0"	7'-0 3/4"	-	-	-	1'-2 1/4"	3
106	7'-11 3/4"	20'-3"	0'-0"	3'-6 1/8"	0'-0"	7'-0 3/4"	-	-	-	1'-2 1/4"	3
107	8'-5"	20'-3"	-	-	-	-	-	-	-	1'-2 1/4"	1
108	7'-6 1/2"	20'-3"	-	-	-	-	-	-	-	1'-2 1/4"	1
109	7'-10 1/2"	20'-3"	-	-	-	-	-	-	-	3'-11 3/4"	6
110	9'-5 1/4"	20'-3"	5'-8 1/4"	3'-9"	-	-	-	-	-	3'-3 3/4"	1
111	9'-5 3/8"	20'-3"	0'-0"	3'-9"	-	-	-	-	-	2'-11"	1
112	6'-2 1/4"	20'-3"	-	-	-	-	-	-	-	2'-6 1/8"	1
113	6'-2 1/4"	20'-3"	-	-	-	-	-	-	-	2'-3"	1
114	6'-7 3/4"	20'-3"	-	-	-	-	-	-	-	1'-10 7/8"	1
115	6'-7 3/4"	20'-3"	-	-	-	-	-	-	-	1'-7 1/2"	1
116	7'-2 3/4"	20'-3"	3'-5 3/4"	3'-9"	-	-	-	-	-	1'-3"	1
117	7'-2 7/8"	20'-3"	0'-0"	3'-9"	-	-	-	-	-	0'-11 1/2"	1
118	7'-2 7/8"	20'-3"	3'-5 7/8"	3'-9"	-	-	-	-	-	0'-11 1/2"	1
119	7'-2 3/4"	20'-3"	0'-0"	3'-9"	-	-	-	-	-	1'-3"	1
120	7'-6 1/4"	20'-3"	-	-	-	-	-	-	-	1'-7 3/4"	1
121	7'-6 1/4"	20'-3"	-	-	-	-	-	-	-	1'-11 1/2"	1
122	7'-6 1/4"	20'-3"	3'-9 1/4"	3'-9"	-	-	-	-	-	2'-4 1/4"	1
123	7'-6 1/4"	20'-3"	0'-0"	3'-9"	-	-	-	-	-	2'-8"	1
124	7'-2 3/4"	20'-3"	-	-	-	-	-	-	-	3'-0 3/4"	1
125	7'-2 7/8"	20'-3"	-	-	-	-	-	-	-	3'-4 3/8"	1
126	7'-10 1/2"	20'-3"	4'-4 3/8"	3'-6 1/8"	0'-0"	7'-0 3/4"	-	-	-	1'-2 1/4"	1
127	7'-10 1/2"	20'-3"	0'-0"	3'-6 1/8"	0'-0"	7'-0 3/4"	-	-	-	1'-2 1/4"	1

- NOTES:
- 1) DIMENSION J REFERS TO THE CENTER OF THE 4"x1/2" PLATE EMBEDDED IN THE TOP PANELS. THIS PLATE IS TO ATTACH TO THE CONNECTION PLATES SHOWN ON SHEET SS-3.
  - 2) FOR PANELS 110 THROUGH 125 DIMENSION J REFERS TO AN AVERAGE LENGTH. THE 4"x1/2" PLATE REFERRED BY DIMENSION J SLOPES WITH THE SLOPE OF THE ROOF.
  - 3) IT IS THE RESPONSIBILITY OF THE CONTRACTOR TO VERIFY THE ACTUAL DIMENSION OF J PRIOR TO FABRICATION OF THE PANELS.

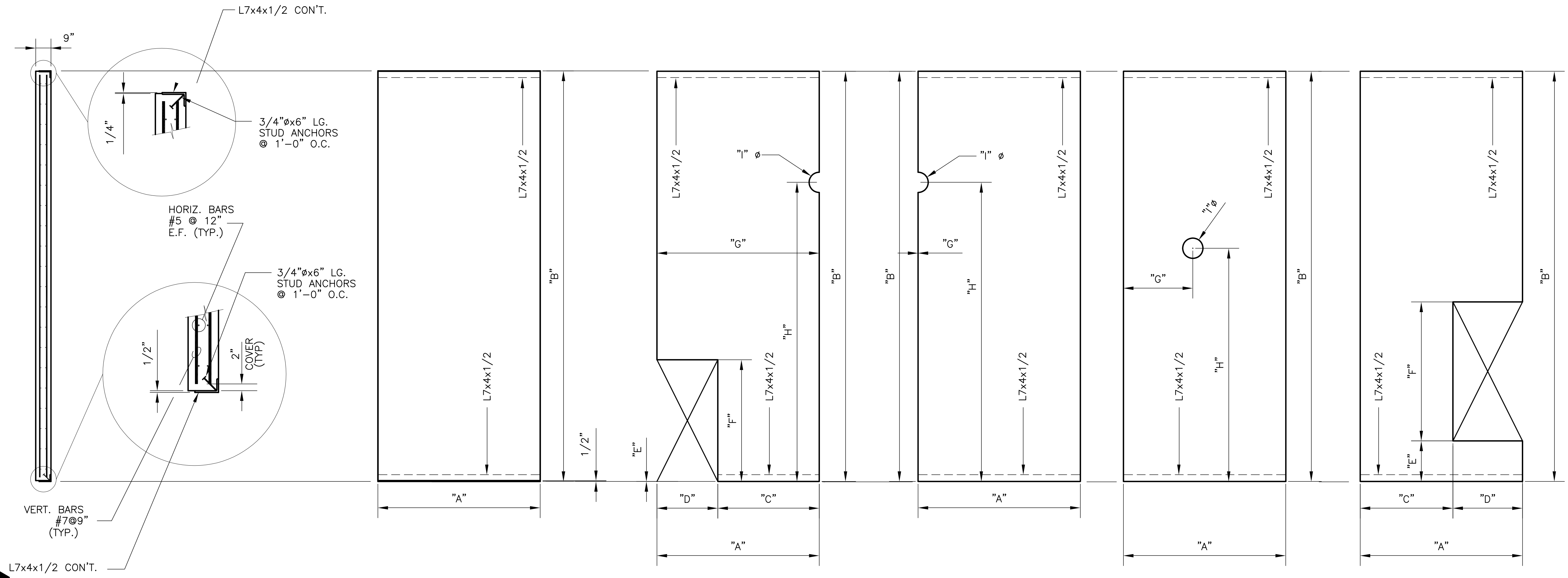
Rodney J. Gannuch, P.E.  
FLA. C.E. REG. NO. 53545

<p><b>Burns &amp; McDonnell</b> SINCE 1888</p>		<p>9400 WARD PARKWAY KANSAS CITY, MO 64114 Certification: ERO000253 Bldg. 24930</p>									
<p>EVERGLADES CONSTRUCTION PROJECT STORMWATER TREATMENT AREA NO. 3/4 PUMP STATIONS G-370 &amp; G-372</p>		<p>STATION G-372 TYPICAL PANEL DETAILS</p>									
<p>SOUTH FLORIDA WATER MANAGEMENT DISTRICT</p>		<p>EVERGLADES CONSTRUCTION PROJECT 3301 GUN CLUB ROAD WEST PALM BEACH, FLORIDA 33406</p>									
<p>CONTRACT NO. C-E304 DWG. NO. SS-206</p>		<p>REVISIONS</p> <table border="1"> <tr><th>NO.</th><th>DATE</th><th>CHKD.</th><th>DATE</th></tr> <tr><td> </td><td> </td><td> </td><td> </td></tr> </table>		NO.	DATE	CHKD.	DATE				
NO.	DATE	CHKD.	DATE								

RECORD DRAWINGS

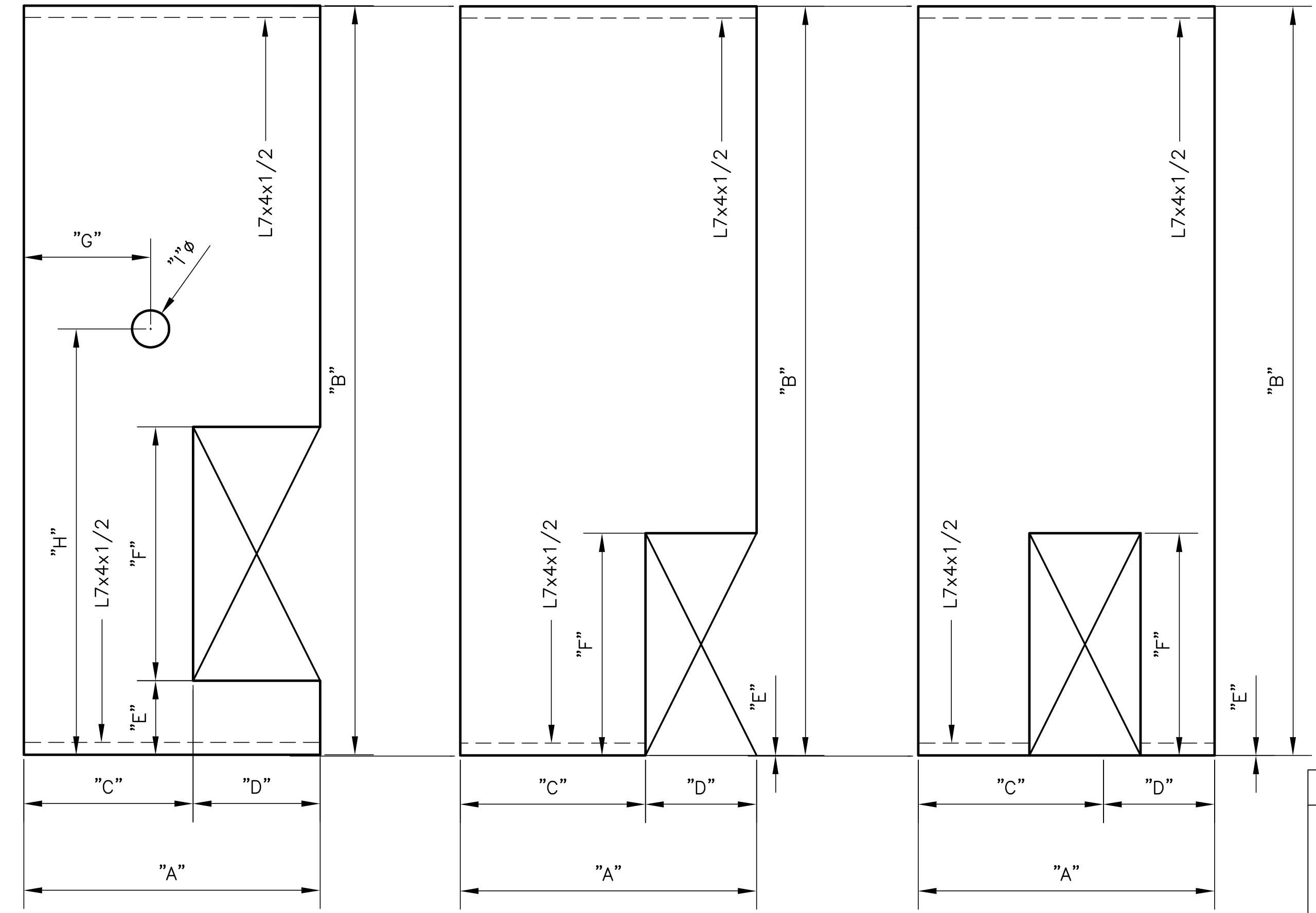
COPYRIGHT ©2001 BY BURNS & McDONNELL ENGINEERING COMPANY, INC.

Copyright ©2001 by Burns & McDonnell Engineering Company, Inc.  
 Scale For Microfilming  
 Millimeters  
 Inches



**BOTTOM EXTERIOR WALL PANELS**

PANEL NUMBER	"A"	"B"	"C"	"D"	"E"	"F"	"G"	"H"	"I"	NUMBER REQ'D.
200	7'-4 1/4"	22'-6"	-	-	-	-	-	-	-	4
201	7'-11 3/4"	22'-6"	-	-	-	-	-	-	-	15
202	7'-11 3/4"	22'-6"	-	-	-	-	7'-11 3/4"	17'-3"	1'-8"	1
203	7'-11 3/4"	22'-6"	-	-	-	-	0'-0"	17'-3"	1'-8"	1
204	7'-11 3/4"	22'-6"	-	-	-	-	1'-10 3/4"	17'-3"	1'-8"	1
205	7'-11 3/4"	22'-6"	4'-5 5/8"	3'-6 1/8"	2'-0"	7'-0 3/4"	-	-	-	4
206	7'-11 3/4"	22'-6"	0'-0"	3'-6 1/8"	2'-0"	7'-0 3/4"	-	-	-	5
207	7'-11 3/4"	22'-6"	4'-5 5/8"	3'-6 1/8"	2'-0"	7'-0 3/4"	-	-	-	1
208	7'-11 3/4"	22'-6"	-	-	-	-	-	-	-	1
209	7'-11 3/4"	22'-6"	4'-3 3/4"	3'-8"	0'-0"	7'-7 1/4"	-	-	-	1
210	7'-11 3/4"	22'-6"	-	-	-	-	-	-	-	2
211	7'-11 3/4"	22'-6"	-	-	0'-0"	-	-	-	-	2
212	9'-5 1/4"	22'-6"	5'-9"	3'-8"	0'-0"	10'-0"	-	-	-	1
213	9'-5 3/8"	22'-6"	1'-2 1/8"	8'-3 7/16"	-	10'-0"	-	-	-	1
214	6'-2 1/4"	22'-6"	-	-	-	-	-	-	-	2
215	6'-7 3/4"	22'-6"	-	-	-	-	-	-	-	1
216	6'-7 3/4"	22'-6"	1'-5 5/8"	3'-8 1/2"	0'-0"	7'-7 1/4"	-	-	-	1
217	7'-2 7/8"	22'-6"	-	-	-	-	-	-	-	2
218	7'-6 1/4"	22'-6"	-	-	-	-	-	-	-	3
219	7'-6 1/4"	22'-6"	3'-10 1/4"	3'-8"	0'-0"	7'-7 1/4"	-	-	-	1
220	7'-2 3/4"	22'-6"	2'-7 1/4"	4'-2 1/8"	0'-0"	10'-0"	-	-	-	1
221	7'-2 7/8"	22'-6"	2'-7 1/8"	5'-1 1/4"	0'-0"	10'-0"	-	-	-	1
222	7'-10 1/2"	22'-6"	-	-	-	-	-	-	-	8
223	7'-2 3/4"	22'-6"	-	-	-	-	-	-	-	2
224	8'-5"	22'-6"	-	-	-	-	-	-	-	1
225	7'-6 1/2"	22'-6"	0'-0"	3'-3 1/2"	13'-3"	5'-0"	-	-	-	1

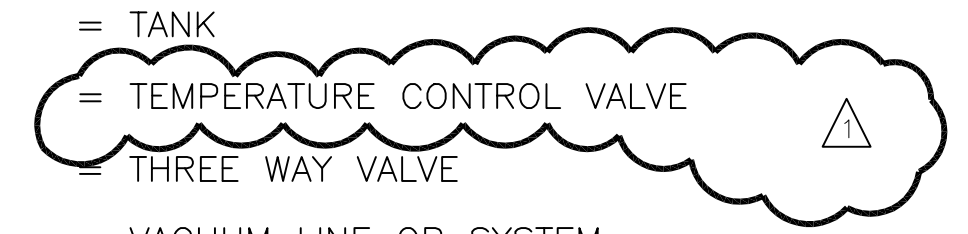


**"RECORD DRAWINGS"**

 SINCE 1888 <b>Burns &amp; McDonnell</b>	ENGINEERS • ARCHITECTS • CONSULTANTS 9400 WARD PARKWAY KANSAS CITY, MO. 64114 Certification: EB0000253 Bldg. 24930	<b>EVERGLADES CONSTRUCTION PROJECT</b> STORMWATER TREATMENT AREA NO. 374 PUMP STATIONS G-370 & G-372 STATION G-372 TYPICAL PANEL DETAILS	SOUTH FLORIDA WATER MANAGEMENT DISTRICT EVERGLADES CONSTRUCTION PROJECT 3301 GUN CLUB ROAD WEST PALM BEACH, FLORIDA 33406	RODNEY J. GANNUCH, P.E. FLA. C.E. REG. NO. 53545	CONTRACT NO. C-E304 DWG. NO. SS-207	REVISIONS NO.   DWN   CHKD   DATE
--	--	--	---	---	--	--------------------------------------

MECHANICAL ABBREVIATIONS

AD = AIR DRYER	LOS = LUBE OIL SUPPLY
ATP = AIR VALVE FOR TURBINE PUMPS	LE = LEVEL ELEMENT
BW = BACK WASH	LOR = LUBE OIL RETURN
BV = BUTTERFLY VALVE	LIT = LEVEL INDICATING TRANSMITTER
BA = BALL VALVE	LG = LEVEL GUAGE
BAT = BAROMETRIC TUBE	LO = LUBE OIL
CK = CHECK VALVE	LOW = LUBE OIL WASTE
CWS = COOLING WATER SUPPLY	LW = LUBRICATING WATER
CWR = COOLING WATER RETURN	M = MOTOR
CP = COMPRESSOR	MME = MISC. MECHANICAL EQUIPMENT
DFC = DIESEL FUEL COOLER	MH = MANHOLE
Ø = DIAMETER	NV = NEEDLE VALVE
D = DRAIN	NC = NORMALLY CLOSED
E = ENGINE	PW = POTABLE WATER
EG = EMERGENCY GENERATOR	P = PUMP
EX = EXHAUST	PVL = PRESSURE VESSEL
EXT = EXPANSION TANK	PSV = PRESSURE SAFTY VALVE
FLT = FILTER	PV = PLUG VALVE
FC = FIELD CONNECTION	RAG = RIGHT ANGLE GEAR
FI = FLOW INDICATOR	RV = RELIEF VALVE
FC = FAIL CLOSED	SEP = SEPARATOR
FO = FAIL OPEN	STA. = STATION
FOS = FUEL OIL SUPPLY	S = SOLENOID
FOR = FUEL OIL RETURN	SV = SOLENOID VALVE
FOW = FUEL OIL WASTE	SLR = SILENCER
FV = FLOW VALVE	STR = STRAINER
FW = FRESH WATER	T = TANK
GA = GATE VALVE	TCV = TEMPERATURE CONTROL VALVE
HTR = HEATER	TWV = THREE WAY VALVE
HEX = HEAT EXCHANGER	VAC = VACUUM LINE OR SYSTEM
IA = INSTRUMENT AIR	WA = WAFER VALVE
JWR = JACKET WATER RETURN	WSU = WATER SOFTENER UNIT
JWS = JACKET WATER SUPPLY	



Scale For Microfilming  
Millimeters

Inches

COPYRIGHT ©2001 BY BURNS & McDONNELL ENGINEERING COMPANY, INC.

Rodney J. Gannuch, P.E.  
FLA. C.E. REG. NO. 53545



**SOUTH FLORIDA  
WATER MANAGEMENT DISTRICT**  
EVERGLADES CONSTRUCTION PROJECT  
3301 GUN CLUB ROAD  
WEST PALM BEACH, FLORIDA 33406

EVERGLADES CONSTRUCTION PROJECT  
STORMWATER TREATMENT AREA NO. 3/4  
PUMP STATIONS G-370 & G-372  
PUMP STA. G-370 AND G-372  
MECHANICAL ABBREVIATIONS



**Brown Cunningham Gannuch**  
ENGINEERS • ARCHITECTS • CONSULTANTS  
2701 KILBURN ST.  
METairie, LOUISIANA 70006  
(504) 454-3866  
License No. EB0000995

DRAWN	DESIGN	CHKD	DATE
CHKD	CHKD	CHKD	5/10/01

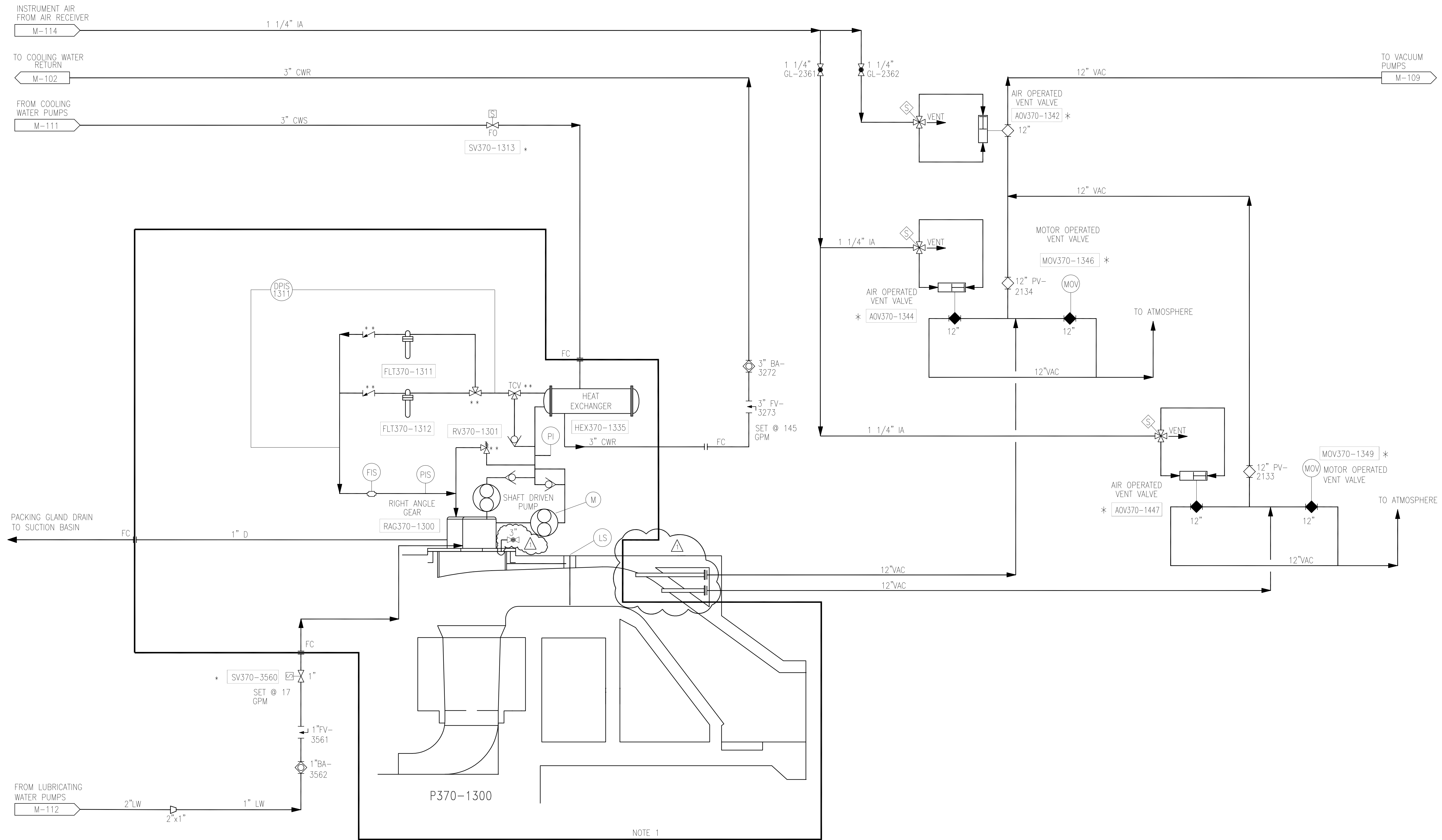
MSS	EJM	DER	RJG	DATE
CHKD	CHKD	CHKD	CHKD	6/1/01

REVISED PER ADDENDUM NO. 1	DATE
NO. DWN	CHKD
NO. DWN	CHKD

CONTRACT NO.  
C-E304  
DWG. NO.  
**M-100**

**"RECORD DRAWINGS"**

P370-1300  
DRAINAGE PUMP



NOTE 1

P-1 PUMP ENGINE

NOTES:

- OWNER FURNISHED EQUIPMENT.
  - CONTRACTOR FIELD PIPING CONNECTION POINT.
- \* CONTROLLED BY ENGINE LOGIC  
\*\* VALVE INFORMATION PROVIDED BY VENDOR.

Rodney J. Gannuch, P.E.  
FLA. C.E. REG. NO. 53545



**SOUTH FLORIDA WATER MANAGEMENT DISTRICT**  
EVERGLADES CONSTRUCTION PROJECT  
3301 GUN CLUB ROAD  
WEST PALM BEACH, FLORIDA 33406

**EVERGLADES CONSTRUCTION PROJECT**  
STORMWATER TREATMENT AREA NO. 3/4  
PUMP STATIONS G-370 & G-372  
PUMP STA. G-370  
P-1, 925 C.F.S. PUMP  
PIPING DIAGRAM

**Burns & McDonnell**  
SINCE 1938  
9400 WARD PARKWAY  
KANSAS CITY, MO. 64114  
Certification: EB0000253  
BMCJ 24930

**Brown Cunningham Gannuch**  
ENGINEERS, ARCHITECTS, CONSULTANTS  
2707 LOUISIANA, SUITE 7000B  
METairie, LOUISIANA 70006  
(504) 454-3866  
License No. EB00008095

NO.	DATE	CHKD	DATE	NO.	DATE	CHKD	DATE
1	5/10/01			1	9/9/01		
2				2			
3				3			
4				4			

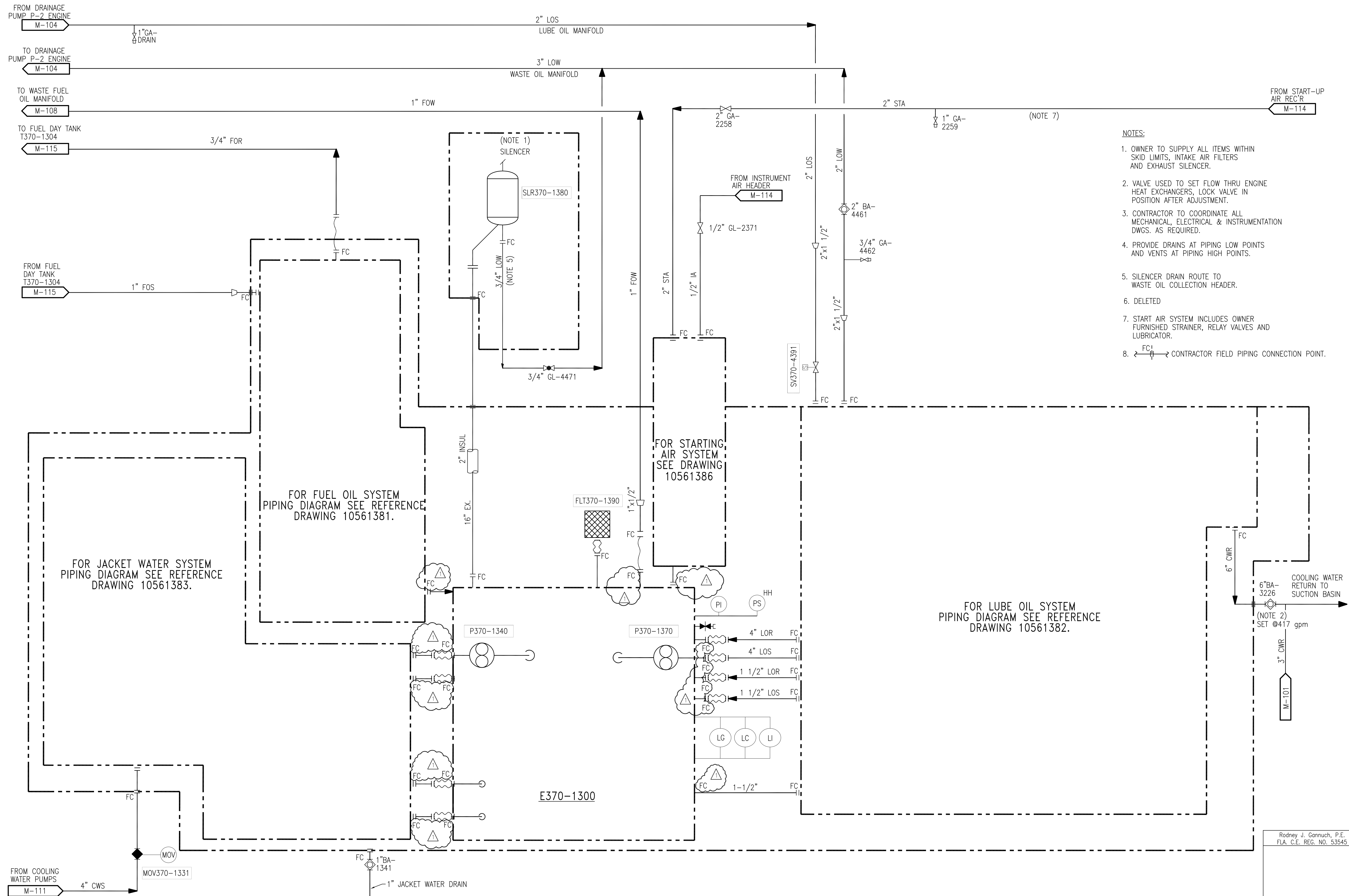
CONTRACT NO. C-E304  
DWG. NO. M-101

"RECORD DRAWINGS"

COPYRIGHT ©2001 BY BURNS & McDONNELL ENGINEERING COMPANY, INC.

Scale For Microfilming  
Inches  
Millimeters

P370-1300  
DRAINAGE PUMP  
ENGINE



- NOTES:**
- OWNER TO SUPPLY ALL ITEMS WITHIN SKID LIMITS, INTAKE AIR FILTERS AND EXHAUST SILENCER.
  - VALVE USED TO SET FLOW THRU ENGINE HEAT EXCHANGERS, LOCK VALVE IN POSITION AFTER ADJUSTMENT.
  - CONTRACTOR TO COORDINATE ALL MECHANICAL, ELECTRICAL & INSTRUMENTATION DWGS. AS REQUIRED.
  - PROVIDE DRAINS AT PIPING LOW POINTS AND VENTS AT PIPING HIGH POINTS.
  - SILENCER DRAIN ROUTE TO WASTE OIL COLLECTION HEADER.
  - DELETED
  - START AIR SYSTEM INCLUDES OWNER FURNISHED STRAINER, RELAY VALVES AND LUBRICATOR.
  - FCI → CONTRACTOR FIELD PIPING CONNECTION POINT.

P-1 PUMP ENGINE

"RECORD DRAWINGS"

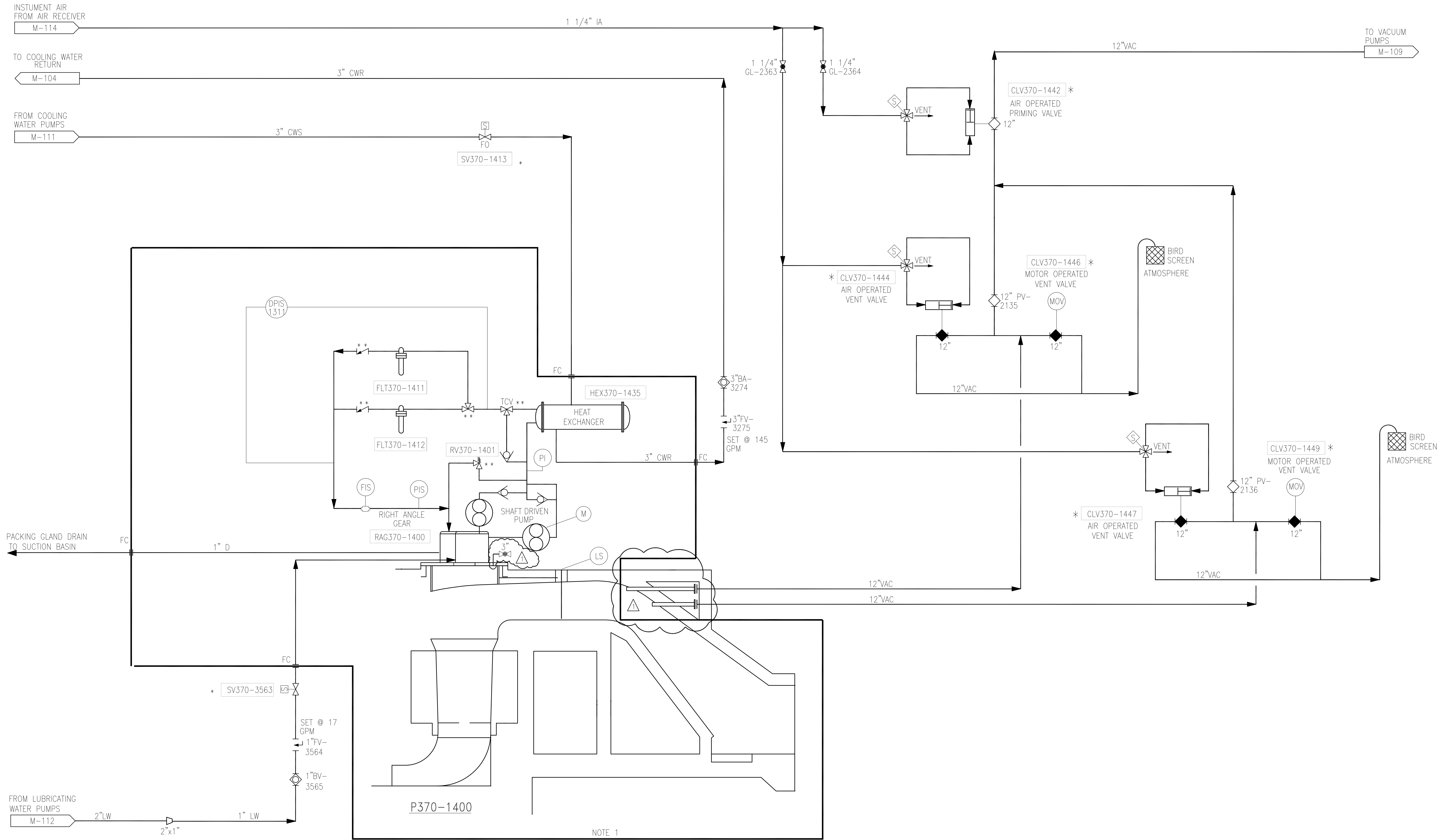
Copyright ©2001 by Burns & McDonnell Engineering Company, Inc.  
 Scale For Microfilming  
 Inches  
 Millimeters

		<b>Burns &amp; McDonnell</b> ENGINEERS • ARCHITECTS • CONSULTANTS 9400 WARD PARKWAY KANSAS CITY, MO 64114 Certificate No. 00000225 License No. EB00008095	
<b>EVERGLADES CONSTRUCTION PROJECT</b> STORMWATER TREATMENT AREA NO. 3/4 PUMP STATIONS G-370 & G-372 PUMP STA. G-370 P-1, 925 C.F.S. PUMP PIPING DIAGRAM		SOUTH FLORIDA WATER MANAGEMENT DISTRICT EVERGLADES CONSTRUCTION PROJECT 3301 GUN CLUB ROAD WEST PALM BEACH, FLORIDA 33406	
DRAWN CHKD DESIGN CHKD DATE	MSS EJM J.L.B. RUC DATE	9/9/01 5/10/01	REVISED PER ADDENDUM NO. 4 NO. DWG CHKD DATE REVISIONS

Rodney J. Gannuch, P.E.  
FLA. C.E. REG. NO. 53545

CONTRACT NO.  
C-E304  
DWG. NO.  
M-102

P370-1400  
DRAINAGE PUMP



P-2 PUMP ENGINE

- NOTES:
- OWNER FURNISHED EQUIPMENT.
  - CONTRACTOR FIELD PIPING CONNECTION POINT.
  - \* CONTROLLED BY ENGINE LOGIC.

Rodney J. Gannuch, P.E.  
FLA. C.E. REG. NO. 53545



CONTRACT NO.  
C-E304  
DWG. NO.  
M-103

EVERGLADES CONSTRUCTION PROJECT  
STORMWATER TREATMENT AREA NO. 3/4  
PUMP STATIONS G-370 & G-372  
PUMP STA. G-370  
P-2, 925 C.F.S. PUMP  
PIPING DIAGRAM

**Burns & McDonnell**  
SINCE 1938  
9400 WARD PARKWAY  
KANSAAS CITY, MO. 64114  
Certification: EB0000253  
BMC 24930

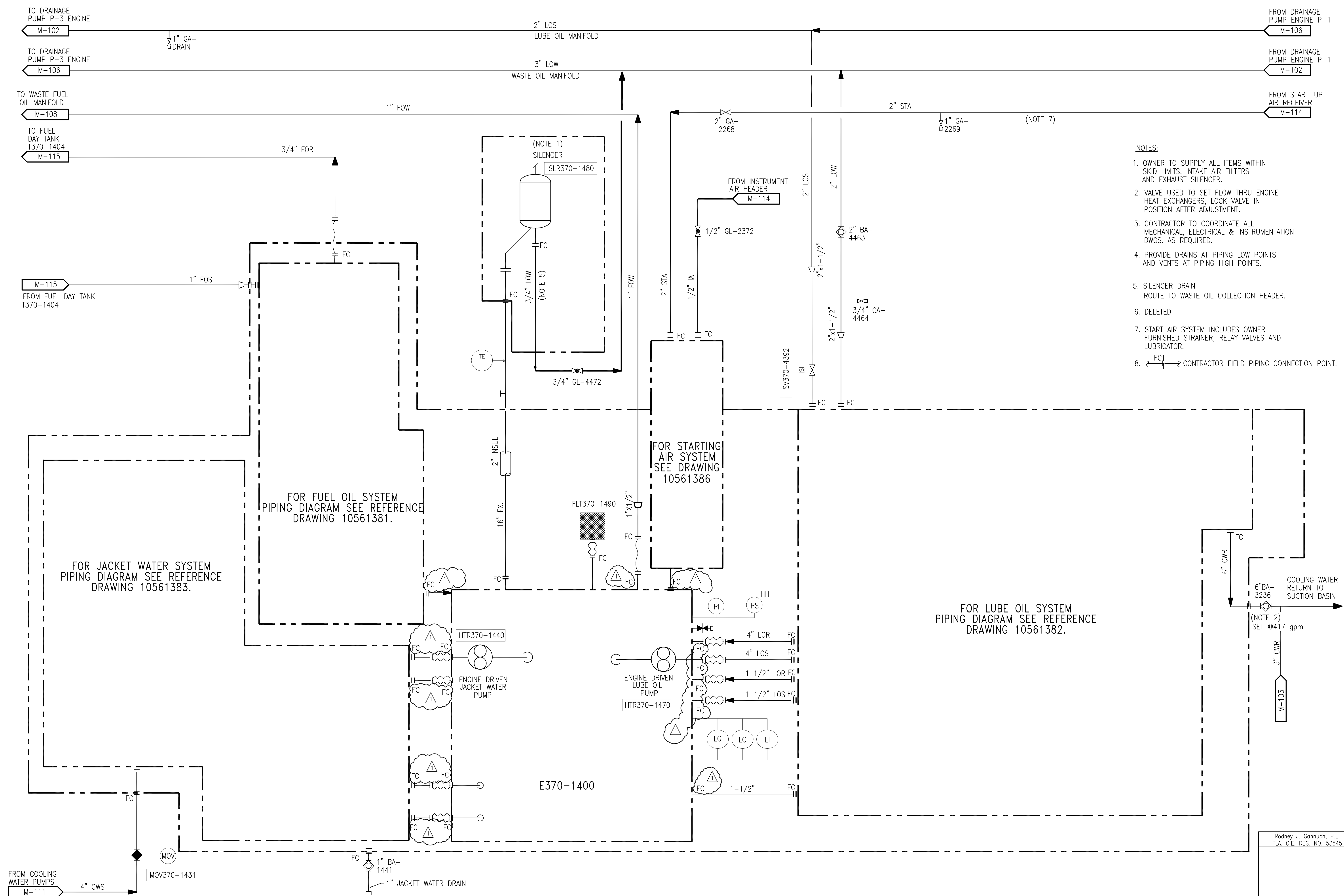
**Brown Cunningham Gannuch**  
ENGINEERS - ARCHITECTS - CONSULTANTS  
707 WINGMAN ST.  
METairie, LOUISIANA 70006  
(504) 454-3866  
License No. EB00080895

NO.	DATE	CHKD.	DATE	REVISIONS
1	5/10/01	MSS	9/9/01	REVISED PER ADDENDUM NO. 3 & 4
2		EJM		
3		J.I.B.		
4		R/G		
5		GPM		
6		MSS		
7		NO.		
8		DWN		
9		CHKD.		

Scale For Microfilming  
Inches  
Millimeters

COPYRIGHT ©2001 BY BURNS & McDONNELL ENGINEERING COMPANY, INC.

P370-1400  
DRAINAGE PUMP  
ENGINE



- NOTES:**
- OWNER TO SUPPLY ALL ITEMS WITHIN SKID LIMITS, INTAKE AIR FILTERS AND EXHAUST SILENCER.
  - VALVE USED TO SET FLOW THRU ENGINE HEAT EXCHANGERS, LOCK VALVE IN POSITION AFTER ADJUSTMENT.
  - CONTRACTOR TO COORDINATE ALL MECHANICAL, ELECTRICAL & INSTRUMENTATION DWGS. AS REQUIRED.
  - PROVIDE DRAINS AT PIPING LOW POINTS AND VENTS AT PIPING HIGH POINTS.
  - SILENCER DRAIN ROUTE TO WASTE OIL COLLECTION HEADER.
  - DELETED
  - START AIR SYSTEM INCLUDES OWNER FURNISHED STRAINER, RELAY VALVES AND LUBRICATOR.
  - CONTRACTOR FIELD PIPING CONNECTION POINT.


Copyright ©2001 BY BURNS & MCDONNELL ENGINEERING COMPANY, INC.  
 Scale For Microfilming  
 Millimeters  
 Inches

P-2 PUMP ENGINE

"RECORD DRAWINGS"

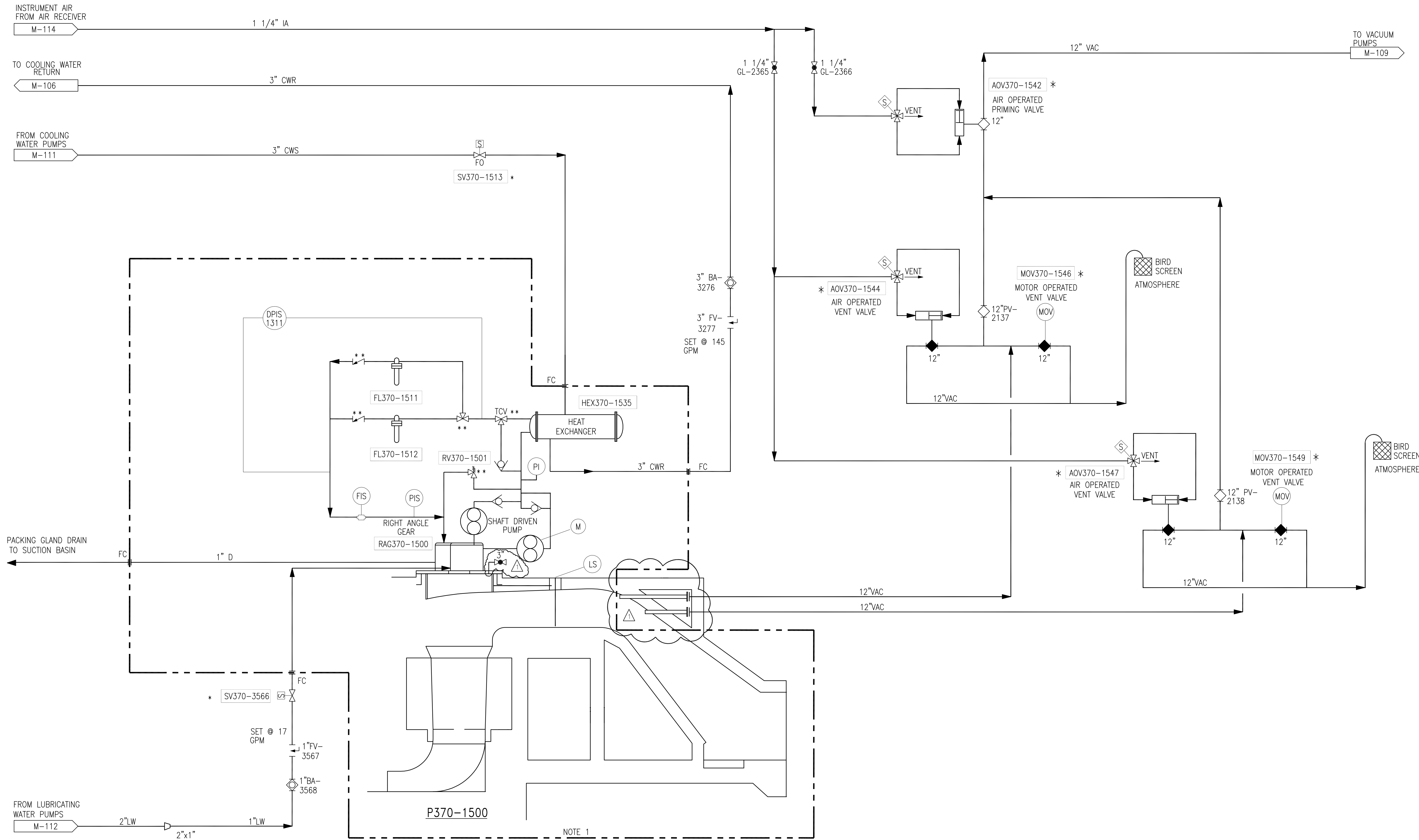
<b>Brown Cunningham Gannuch</b> ENGINEERS • ARCHITECTS • CONSULTANTS 5101 CONSUMERS METRO METRO CENTER (504) 454-3866 License No. EB00008095		MSS CHKO DESIGN DATE 5/10/01	EJM J.J.B. RIG CHKD NO. DWN CHKD DATE 9/9/01	REVISED PER ADDENDUM NO. 4 REVISIONS
<b>Burns &amp; McDonnell</b> SINCE 1938 9400 WARD PARKWAY MO. 64114 KANSAS CITY, MO. 64114 Certification No. 0000253 BMB # 2630		EVERGLADES CONSTRUCTION PROJECT STORMWATER TREATMENT AREA NO. 3/4 PUMP STATIONS G-370 & G-372 PUMP STA. G-370 P-2, 925 C.F.S. PUMP PIPING DIAGRAM		
<b>SOUTH FLORIDA WATER MANAGEMENT DISTRICT</b> EVERGLADES CONSTRUCTION PROJECT 3301 GUN CLUB ROAD WEST PALM BEACH, FLORIDA 33406		CONTRACT NO. C-E304 DWG. NO. M-104		

Rodney J. Gannuch, P.E.  
FLA. C.E. REG. NO. 53545





P.370-1500  
DRAINAGE PUMP



P-3 PUMP ENGINE

- NOTES:**
- OWNER FURNISHED EQUIPMENT.
  - CONTRACTOR FIELD PIPING CONNECTION POINT.
- \* CONTROLLED BY ENGINE LOGIC  
\*\* VALVE INFORMATION PROVIDED BY VENDOR.

Rodney J. Gannuch, P.E.  
FLA. C.E. REG. NO. 53545



CONTRACT NO.  
C-E304  
DWG. NO.  
M-105

EVERGLADES CONSTRUCTION PROJECT  
STORMWATER TREATMENT AREA NO. 3/4  
PUMP STATIONS G-370 & G-372  
PUMP STA. G-370  
P-3, 925 C.F.S. PUMP  
PIPING DIAGRAM

**Buttis & McDonnell**  
SINCE 1932  
9400 WARD PARKWAY  
KANSAS CITY, MO. 64114  
Certification: EB000253  
ENRCD 24930

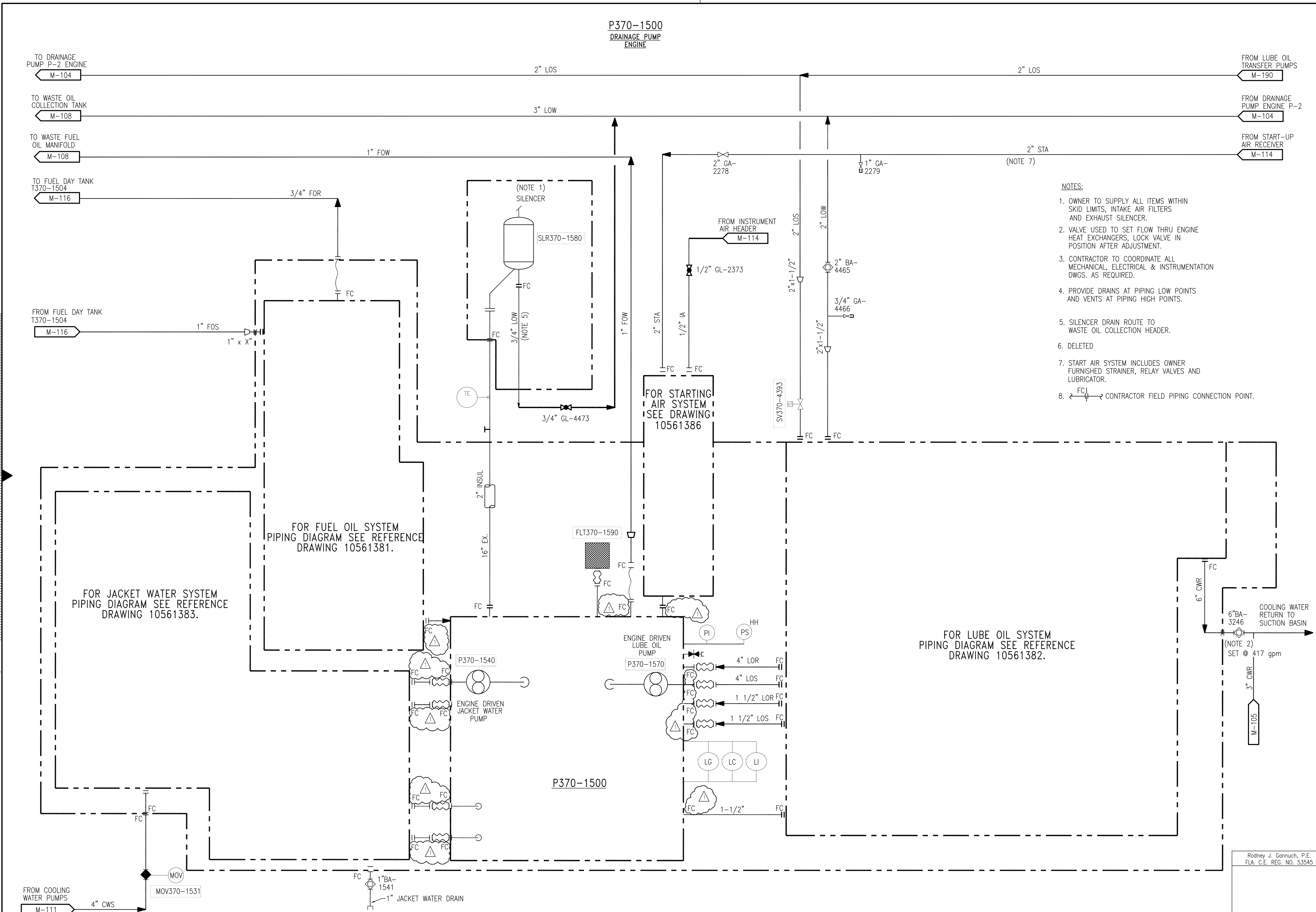
**Brown Cunningham Gannuch**  
ENGINEERS, ARCHITECTS, CONSULTANTS  
7701 KINGSWAY 70006  
METairie, LOUISIANA 70006  
(504) 454-3866  
License No. EB0008095

NO.	DATE	CHKD	REVISED PER	REVISIONS
1	5/10/01	NO. DWN	CHKO	
2	9/9/01	GPW	MSS	
3				
4				

Scale For Microfilming  
Millimeters

Inches

COPYRIGHT ©2001 BY BURNS & MCDONNELL ENGINEERING COMPANY, INC.



Scale For Microfilming  
Inches  
Millimeters

COPYRIGHT ©2001 BY BURNS & McDONNELL ENGINEERING COMPANY, INC.

<p><b>Burns &amp; McDonnell</b> SINCE 1898 ENGINEERS - ARCHITECTS - CONSULTANTS 2717 METABOL DRIVE METABOL, LOUISIANA 70006 License No. EB0000263 BMSD 24930</p>		<p><b>EVERGLADES CONSTRUCTION PROJECT</b> STORMWATER TREATMENT AREA NO. 3/4 PUMP STATIONS G-370 &amp; G-372 PUMP STA. G-370 P-3, 925 C.F.S. PUMP PIPING DIAGRAM</p>		<p><b>SOUTH FLORIDA WATER MANAGEMENT DISTRICT</b> EVERGLADES CONSTRUCTION PROJECT 3301 GUN CLUB ROAD WEST PALM BEACH, FLORIDA 33406</p>																
<p>CONTRACT NO. C-E304 DWG. NO. M-106</p>	<p>REVISIONS</p> <table border="1"> <tr> <th>NO.</th> <th>DATE</th> <th>BY</th> <th>CHKD.</th> <th>REVISIONS</th> </tr> <tr> <td>1</td> <td>9/9/01</td> <td>MSS</td> <td>J.I.B.</td> <td>REVISED PER ADDENDUM NO. 4</td> </tr> <tr> <td>2</td> <td>5/10/01</td> <td>NOI</td> <td>DWN</td> <td></td> </tr> </table>	NO.	DATE	BY	CHKD.	REVISIONS	1	9/9/01	MSS	J.I.B.	REVISED PER ADDENDUM NO. 4	2	5/10/01	NOI	DWN		<p>DATE</p>	<p>DATE</p>	<p>DATE</p>	<p>DATE</p>
NO.	DATE	BY	CHKD.	REVISIONS																
1	9/9/01	MSS	J.I.B.	REVISED PER ADDENDUM NO. 4																
2	5/10/01	NOI	DWN																	

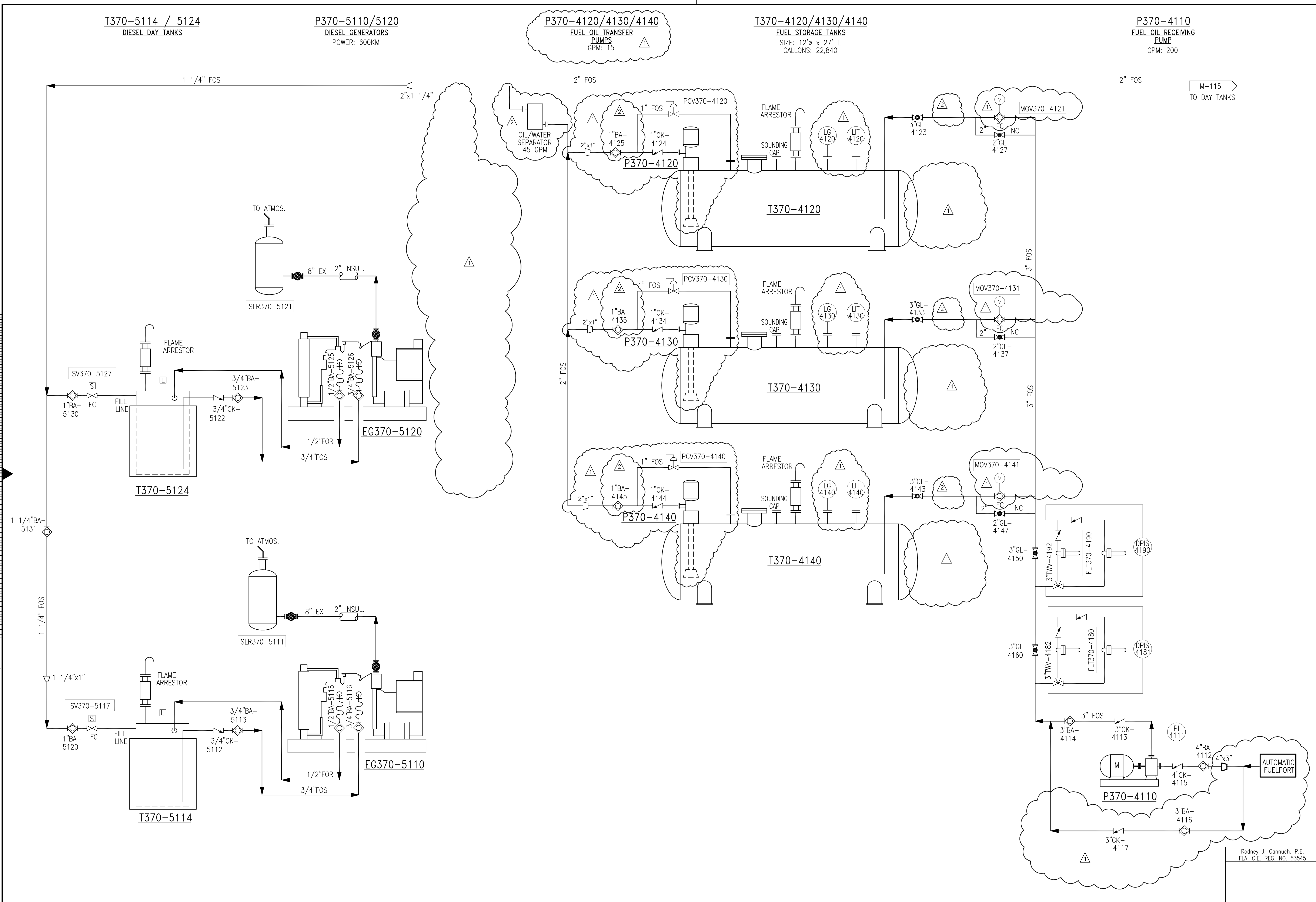
T370-5114 / 5124  
DIESEL DAY TANKS

P370-5110/5120  
DIESEL GENERATORS  
POWER: 600KM

P370-4120/4130/4140  
FUEL OIL TRANSFER  
PUMPS  
GPM: 15

T370-4120/4130/4140  
FUEL STORAGE TANKS  
SIZE: 12'Ø x 27' L  
GALLONS: 22,840

P370-4110  
FUEL OIL RECEIVING  
PUMP  
GPM: 200




### DIESEL FUEL OIL SYSTEM

"RECORD DRAWINGS"

Rodney J. Gannuch, P.E.  
FLA. C.E. REG. NO. 53545

Scale For Microfilming  
Inches  
Millimeters

COPYRIGHT ©2001 BY BURNS & MCDONNELL ENGINEERING COMPANY, INC.

 <p><b>Burns &amp; McDonnell</b> SINCE 1883 9400 WARD PARKWAY KANSAS CITY, MO 64114 GEOGRAPHIC: EB0000253 LICENSE: B0624930</p>		<p><b>Brown Cunningham Gannuch</b> ENGINEERS - ARCHITECTS - CONSULTANTS METARE, LLC (LS) 70006 504-454-3866 License No. EB00008095</p>													
<p>EVERGLADES CONSTRUCTION PROJECT STORMWATER TREATMENT AREA NO. 3/4 PUMP STATION G-370 &amp; G-372</p>	<p>PUMP STA. G-370 DIESEL FUEL OIL SUPPLY PIPING DIAGRAM</p>	<p>SOUTH FLORIDA WATER MANAGEMENT DISTRICT EVERGLADES CONSTRUCTION PROJECT 3301 GUN CLUB ROAD WEST PALM BEACH, FLORIDA 33406</p>	<p>CONTRACT NO. C-E304 DWG. NO. M-107</p>												
<p>DRAWN: MSS CHKD: CHKD DESIGN: J.I.B. CHKD: CHKD DATE: 5/10/01</p>	<p>REVISIONS</p> <table border="1"> <tr> <th>NO.</th> <th>DATE</th> <th>CHKD</th> <th>REVISIONS</th> </tr> <tr> <td>1</td> <td>6/1/01</td> <td>MSS</td> <td>REVISED PER ADDENDUM NO. 1</td> </tr> <tr> <td>2</td> <td>9/9/01</td> <td>MSS</td> <td>REVISED PER ADDENDUM NO. 4</td> </tr> </table>	NO.	DATE	CHKD	REVISIONS	1	6/1/01	MSS	REVISED PER ADDENDUM NO. 1	2	9/9/01	MSS	REVISED PER ADDENDUM NO. 4	<p>DATE</p>	<p>DATE</p>
NO.	DATE	CHKD	REVISIONS												
1	6/1/01	MSS	REVISED PER ADDENDUM NO. 1												
2	9/9/01	MSS	REVISED PER ADDENDUM NO. 4												

T370-5114 / 5124  
DIESEL GENERATOR DAY TANKS

P370-5110/5120  
DIESEL GENERATORS  
POWER: 600KW

T370-4210  
WASTE FUEL OIL  
COLLECTION TANK  
SIZE: 3'0" x 6' L  
GALLONS: 300

P370-4220  
WASTE FUEL OIL  
TRANSFER PUMP  
GPM: 25

T370-4440  
WASTE LUBE OIL  
COLLECTION TANK  
SIZE: 3'0" x 6' L  
GALLONS: 300

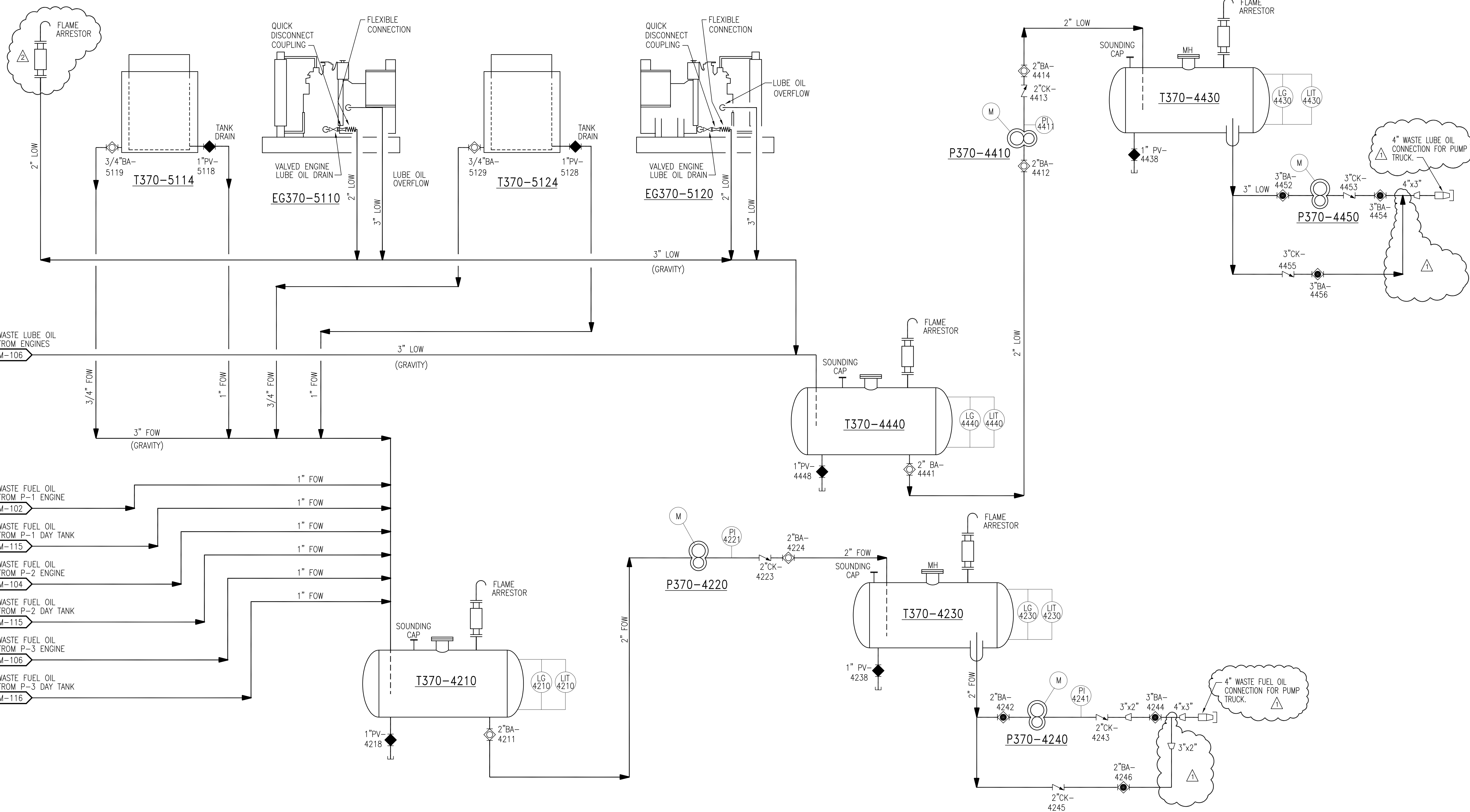
T370-4230  
WASTE FUEL OIL  
STORAGE TANK  
SIZE: 4'0" x 11' L  
GALLONS: 1000

P370-4410  
WASTE LUBE OIL  
TRANSFER PUMP  
GPM: 25

T370-4430  
WASTE LUBE OIL  
STORAGE TANK  
SIZE: 4'0" x 11' L  
GALLONS: 1000

P370-4450  
WASTE LUBE OIL  
PUMP  
GPM: 50

P370-4240  
WASTE FUEL OIL  
PUMP  
GPM: 50



WASTE FUEL OIL & WASTE ENGINE OIL SYSTEM

"RECORD DRAWINGS"

COPYRIGHT ©2001 BY BURNS & McDONNELL ENGINEERING COMPANY, INC.

Scale For Microfilming  
Inches  
Millimeters

EXEMPT FROM PUBLIC RECORDS UNDER F.S. 119.071(3)(b)(1)

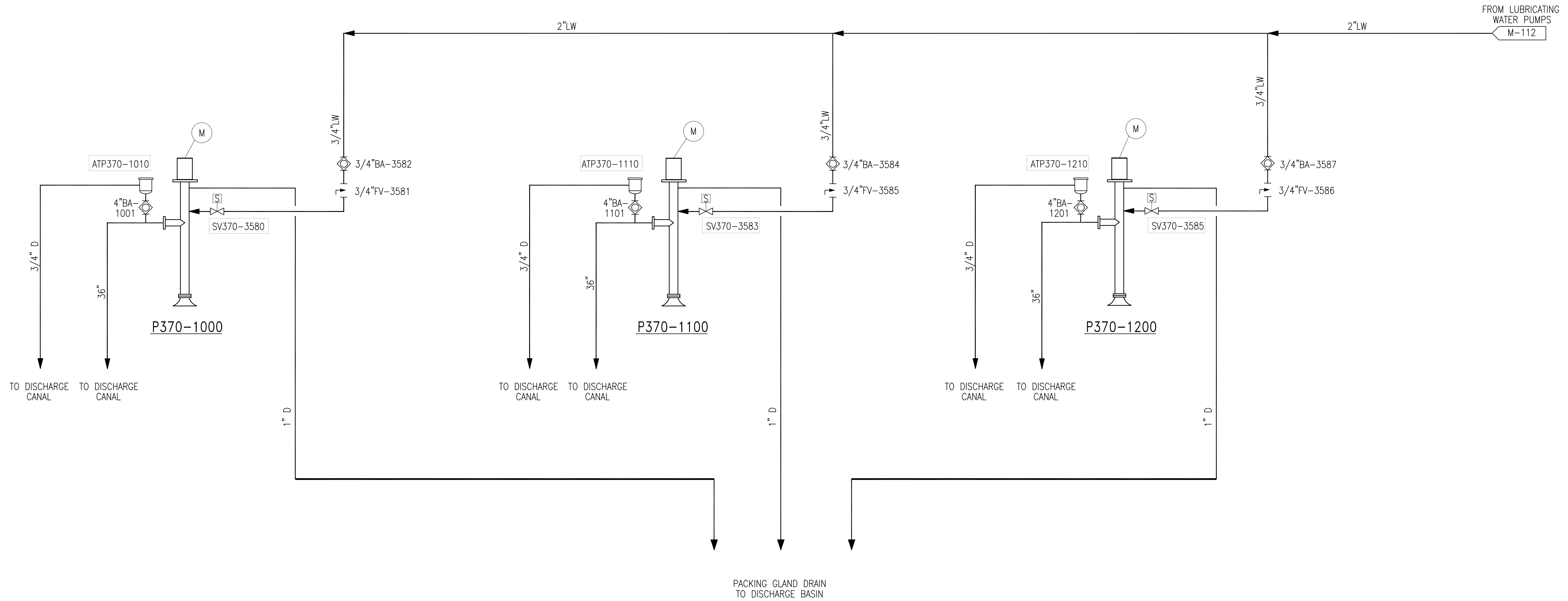
<p>9400 WARD PARKWAY KANSAS CITY, MO 64114 Certification EB0000253 Bmcd</p>		<p>EVERGLADES CONSTRUCTION PROJECT STORMWATER TREATMENT AREA NO. 3/4 PUMP STATIONS G-370 &amp; G-372 PUMP STA. G-370 WASTE FUEL OIL AND ENGINE OIL PIPING DIAGRAM</p>																																																																																	
<p><b>Brown Cunningham Gannuch</b> ENGINEERS - ARCHITECTS - CONSULTANTS 2701 WINGMAN ST. METairie, LOUISIANA 70006 (504) 454-3866 License No. EB00008095</p>		<p>SOUTH FLORIDA WATER MANAGEMENT DISTRICT EVERGLADES CONSTRUCTION PROJECT 3301 GUN CLUB ROAD WEST PALM BEACH, FLORIDA 33406</p>																																																																																	
<p>REVISIONS</p> <table border="1"> <tr><th>NO.</th><th>DATE</th><th>CHKD</th><th>DATE</th></tr> <tr><td>1</td><td>5/10/01</td><td></td><td></td></tr> <tr><td>2</td><td></td><td></td><td></td></tr> <tr><td>3</td><td></td><td></td><td></td></tr> <tr><td>4</td><td></td><td></td><td></td></tr> </table>	NO.	DATE	CHKD	DATE	1	5/10/01			2				3				4				<p>DESIGN</p> <table border="1"> <tr><th>NO.</th><th>DATE</th><th>CHKD</th><th>DATE</th></tr> <tr><td>1</td><td>6/1/01</td><td></td><td></td></tr> <tr><td>2</td><td></td><td></td><td></td></tr> <tr><td>3</td><td></td><td></td><td></td></tr> <tr><td>4</td><td></td><td></td><td></td></tr> </table>	NO.	DATE	CHKD	DATE	1	6/1/01			2				3				4				<p>REVISIONS</p> <table border="1"> <tr><th>NO.</th><th>DATE</th><th>CHKD</th><th>DATE</th></tr> <tr><td>1</td><td>9/9/01</td><td></td><td></td></tr> <tr><td>2</td><td></td><td></td><td></td></tr> <tr><td>3</td><td></td><td></td><td></td></tr> <tr><td>4</td><td></td><td></td><td></td></tr> </table>	NO.	DATE	CHKD	DATE	1	9/9/01			2				3				4				<p>REVISIONS</p> <table border="1"> <tr><th>NO.</th><th>DATE</th><th>CHKD</th><th>DATE</th></tr> <tr><td>1</td><td>9/9/01</td><td></td><td></td></tr> <tr><td>2</td><td></td><td></td><td></td></tr> <tr><td>3</td><td></td><td></td><td></td></tr> <tr><td>4</td><td></td><td></td><td></td></tr> </table>	NO.	DATE	CHKD	DATE	1	9/9/01			2				3				4			
NO.	DATE	CHKD	DATE																																																																																
1	5/10/01																																																																																		
2																																																																																			
3																																																																																			
4																																																																																			
NO.	DATE	CHKD	DATE																																																																																
1	6/1/01																																																																																		
2																																																																																			
3																																																																																			
4																																																																																			
NO.	DATE	CHKD	DATE																																																																																
1	9/9/01																																																																																		
2																																																																																			
3																																																																																			
4																																																																																			
NO.	DATE	CHKD	DATE																																																																																
1	9/9/01																																																																																		
2																																																																																			
3																																																																																			
4																																																																																			
<p>CONTRACT NO. C-E304 DWG. NO. M-108</p>		<p>Rodney J. Gannuch, P.E. FLA. C.E. REG. NO. 53545</p>																																																																																	



P370-1000/1100/1200

SEEPAGE PUMPS

CFS: 75  
HP: 150



SEEPAGE WATER SYSTEM

Scale For Microfilming  
Inches  
Millimeters

COPYRIGHT ©2001 BY BURNS & McDONNELL ENGINEERING COMPANY, INC.

F:\CURRENT\80000\80698\MECHANICAL\PIPE-DIAGRAMS\G-370\M110.DWG Last edited: 05/08/01

Rodney J. Gannuch, P.E.  
FLA. C.E. REG. NO. 53545



**SOUTH FLORIDA WATER MANAGEMENT DISTRICT**  
EVERGLADES CONSTRUCTION PROJECT  
3301 GUN CLUB ROAD  
WEST PALM BEACH, FLORIDA 33406

**EVERGLADES CONSTRUCTION PROJECT**  
STORMWATER TREATMENT AREA NO. 3/4  
PUMP STATIONS G-370 & G-372  
PUMP STA. G-370  
SEEPAGE PUMPS  
PIPING DIAGRAM



**Brown Cunningham Gannuch**  
ENGINEERS • ARCHITECTS • CONSULTANTS  
2701 KINGMAN ST.  
MEMPHIS, TN 38106  
License No. EB00008095

DRAWN	C.A.S.
CHKD	EJM
DESIGN	J.L.B.
CHKD	R.J.C.
DATE	11/2000

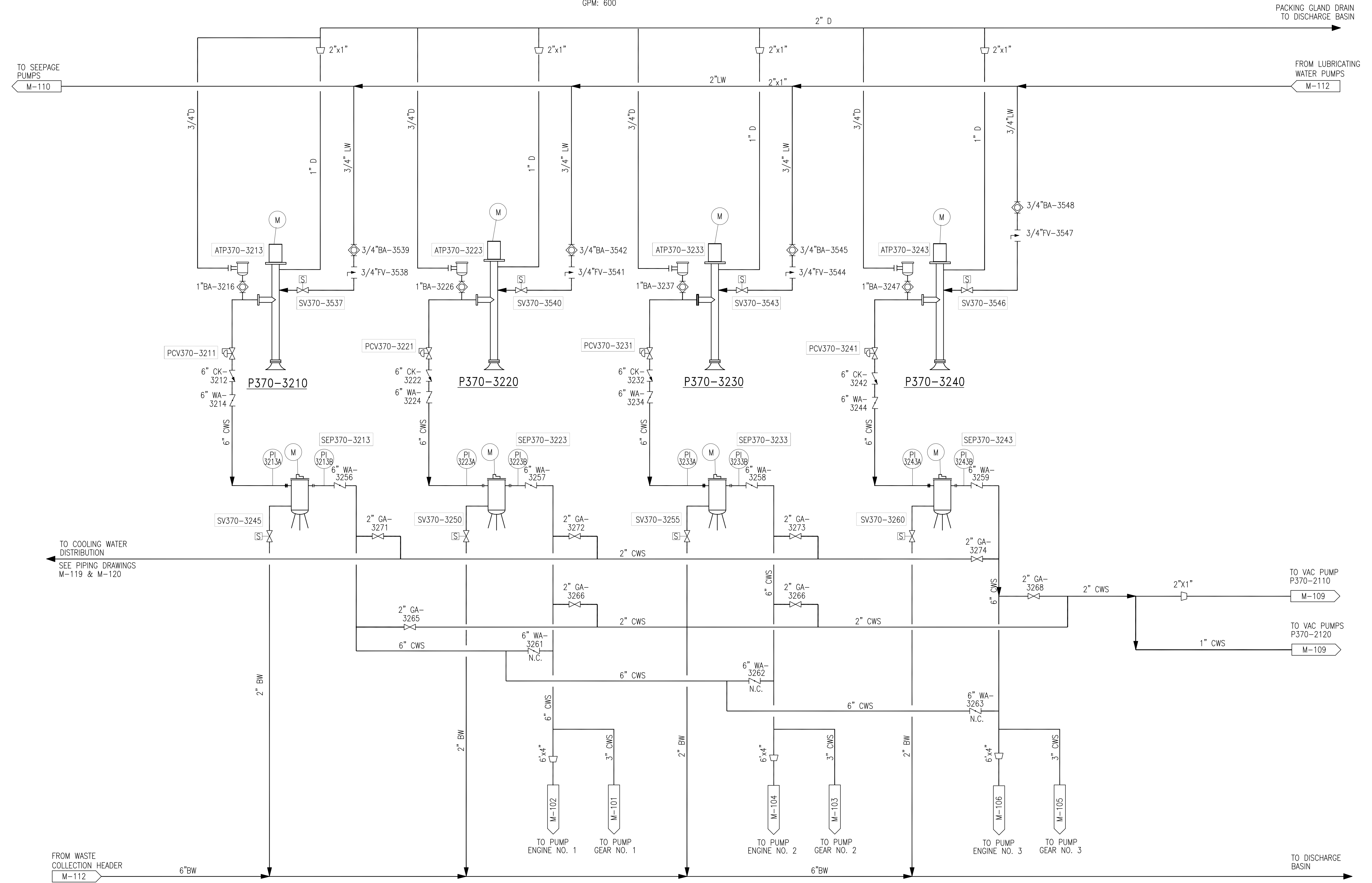
NO.	DWN	CHKD	DATE



"RECORD DRAWINGS"

CONTRACT NO.  
C-E304  
DWG. NO.  
M-110

**P370-3210/20/30 & 40**  
**COOLING WATER PUMPS**  
 GPM: 600



**COOLING WATER SYSTEM**

Rodney J. Gannuch, P.E.  
 FLA. C.E. REG. NO. 53545

<p><b>Burns &amp; McDonnell</b>                  ENGINEERS • ARCHITECTS • CONSULTANTS                  9400 WARD PARKWAY                  KANSAS CITY, MO 64114                  Certificate # 4930</p>		<p><b>EVERGLADES CONSTRUCTION PROJECT</b>                  STORMWATER TREATMENT AREA NO. 3/4                  PUMP STA. G-370                  COOLING WATER                  PIPING DIAGRAM</p>	
<p>CONTRACT NO.                  C-E304                  DWG. NO.  <b>M-111</b></p>	<p><b>SOUTH FLORIDA WATER MANAGEMENT DISTRICT</b>                  EVERGLADES CONSTRUCTION PROJECT                  3301 GUN CLUB ROAD                  WEST PALM BEACH, FLORIDA 33406</p>	<p>EVERGLADES CONSTRUCTION PROJECT                  STORMWATER TREATMENT AREA NO. 3/4                  PUMP STA. G-370                  COOLING WATER                  PIPING DIAGRAM</p>	<p><b>Brown Cunningham Gannuch</b>                  ENGINEERS • ARCHITECTS • CONSULTANTS                  1111 W. WASHINGTON ST.                  METairie, LOUISIANA 70006                  Phone: (504) 454-5866                  License No. EB00008095</p>
<p>DATE: 11/2000                  RUC: J.L.B.                  DESIGN: J.L.B.                  CHKD: J.L.B.                  EJM: EJM                  C.A.S.: C.A.S.</p>	<p>NO. DWG: 11/2000                  CHKD: J.L.B.                  DATE: 11/2000</p>	<p>NO. DWG: 11/2000                  CHKD: J.L.B.                  DATE: 11/2000</p>	<p>NO. DWG: 11/2000                  CHKD: J.L.B.                  DATE: 11/2000</p>

**"RECORD DRAWINGS"**

Scale For Microfilming  
 Millimeters  
 Inches

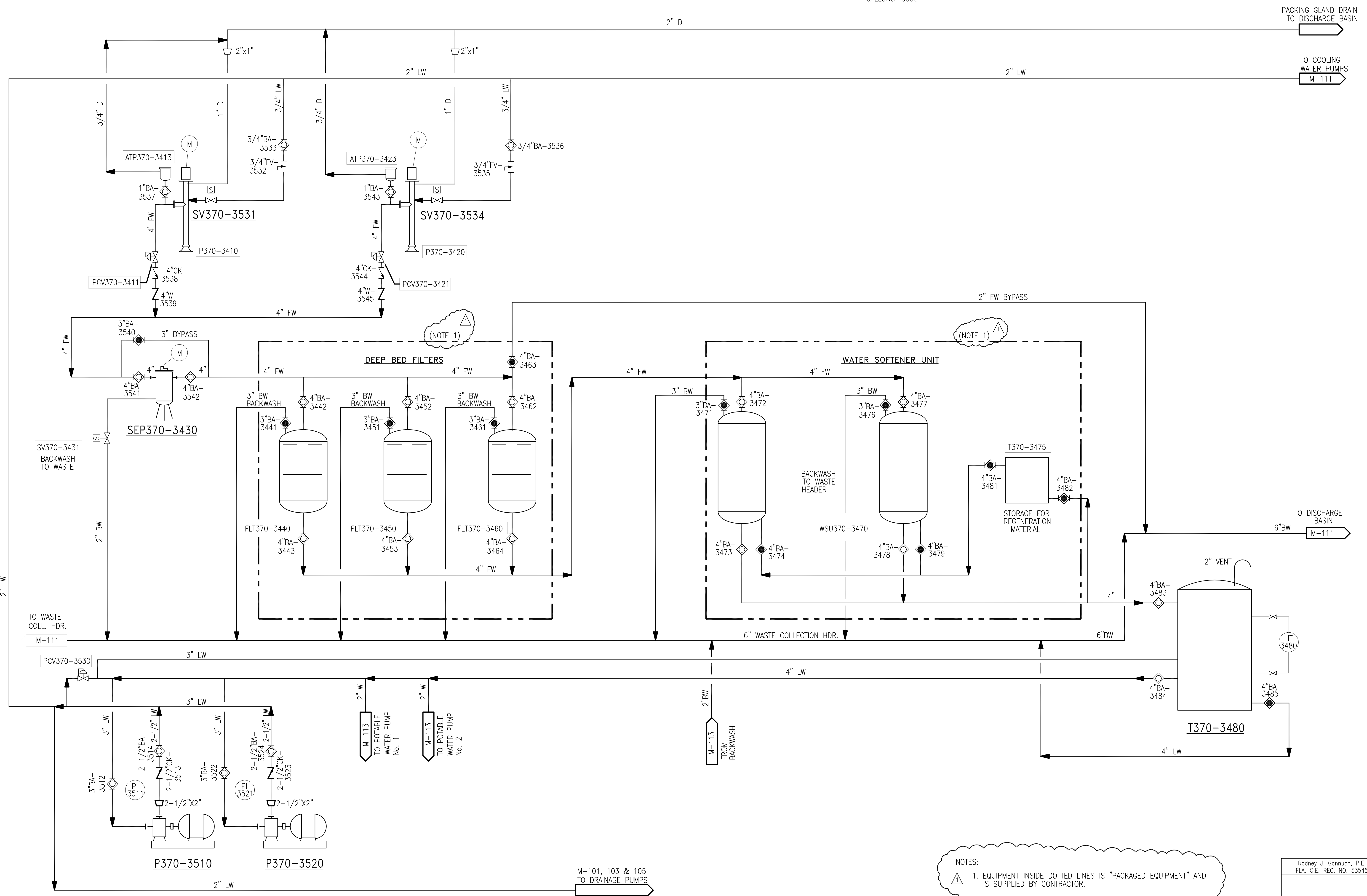
COPYRIGHT ©2001 BY BURNS & McDONNELL ENGINEERING COMPANY, INC.

F:\CURRENT\80000\80698\MECHANICAL\PIPE-DIAGRAMS\G-370\M111.DWG Last edited: 05/08/01

**P370-3510/20**  
LUBRICATION WATER PUMPS  
GPM: 150

**P370-3410/20**  
FRESH WATER PUMPS  
GPM: 200

**T370-3480**  
FRESH WATER STORAGE TANKS  
SIZE: 8'Ø x 14' TALL  
GALLONS: 5300



NOTES:  
1. EQUIPMENT INSIDE DOTTED LINES IS "PACKAGED EQUIPMENT" AND IS SUPPLIED BY CONTRACTOR.

Rodney J. Gannuch, P.E.  
FLA. C.E. REG. NO. 53545

Scale For Microfilming  
Inches  
Millimeters

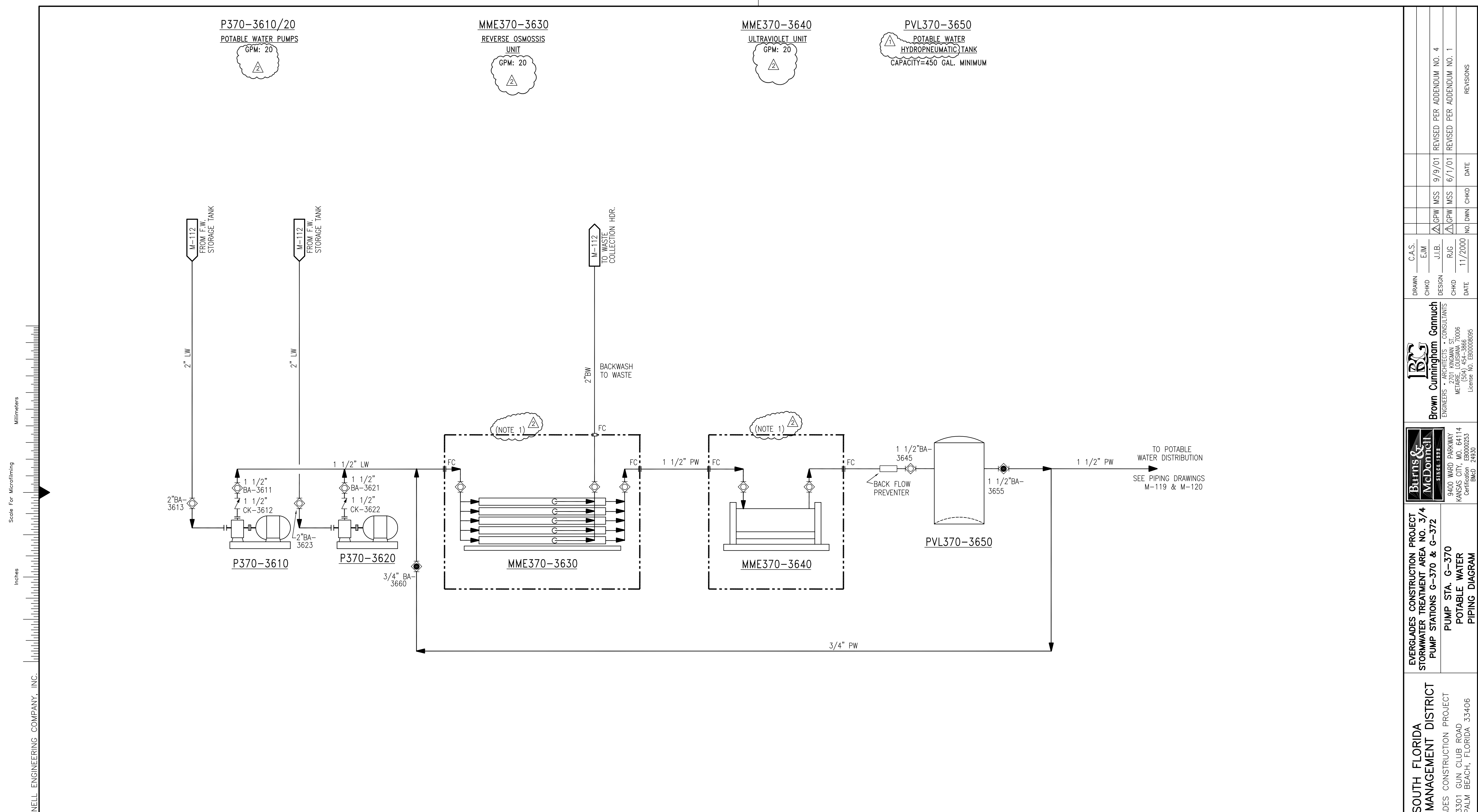
COPYRIGHT ©2001 BY BURNS & MCDONNELL ENGINEERING COMPANY, INC.

LUBRICATING WATER SYSTEM (BEARINGS)

"RECORD DRAWINGS"

<p><b>Burns &amp; McDonnell</b> SINCE 1833</p>		<p><b>Brown Cunningham Gannuch</b> ENGINEERS • ARCHITECTS • CONSULTANTS 2701 KINGSMAN ST. METairie, LOUISIANA 70006 License No. EB0008095</p>	
<p>EVERGLADES CONSTRUCTION PROJECT STORMWATER TREATMENT AREA NO. 3/4 PUMP STATIONS G-370 &amp; G-372</p>	<p>PUMP STA. G-370 LUBRICATING WATER PIPING DIAGRAM</p>	<p>SOUTH FLORIDA WATER MANAGEMENT DISTRICT EVERGLADES CONSTRUCTION PROJECT 3301 GUN CLUB ROAD WEST PALM BEACH, FLORIDA 33406</p>	<p>CONTRACT NO. C-E304 DWG. NO. M-112</p>
<p>DRAWN CHKD DESIGN CHKD</p>	<p>MSS EJM J.L.B. R/G</p>	<p>DATE 5/10/01</p>	<p>REVISIONS</p>

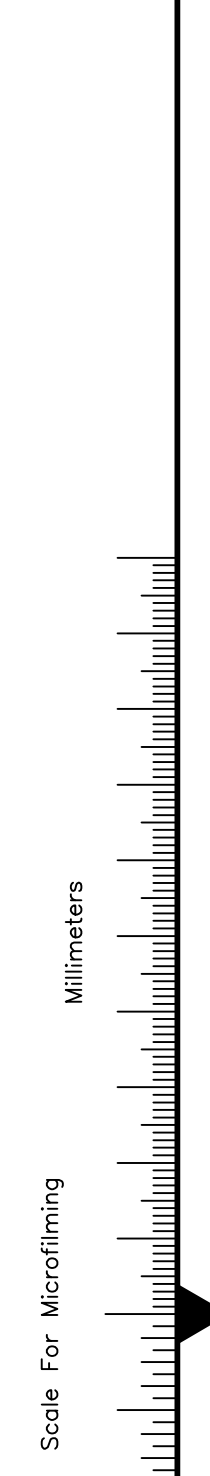




### POTABLE WATER SYSTEM

NOTES:  
 1. EQUIPMENT INSIDE DOTTED LINES IS "PACKAGED EQUIPMENT" AND IS SUPPLIED BY CONTRACTOR.

Rodney J. Gannuch, P.E.  
 FLA. C.E. REG. NO. 53545



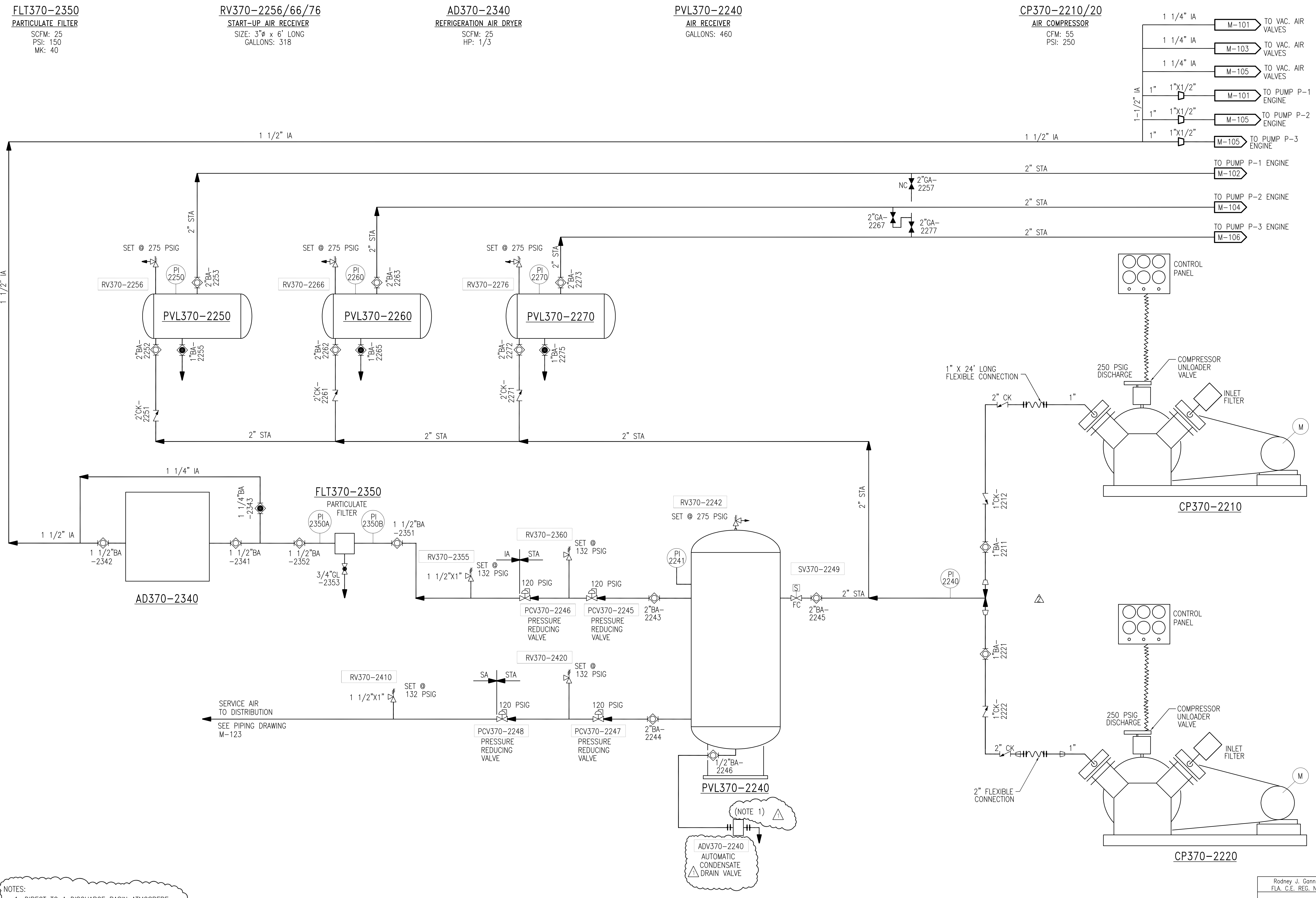
COPYRIGHT ©2001 BY BURNS & MCDONNELL ENGINEERING COMPANY, INC.

<b>Burns &amp; McDonnell</b> <small>EST. 1932</small> ENGINEERS • ARCHITECTS • CONSULTANTS 9400 WARD PARKWAY KANSAS CITY, MO. 64114 Certification: EB0000253 (Mo.C.E.) License No. EB00008095		DRAWN: C.A.S. CHKD: EJM DESIGN: J.L.B. CHKD: R.J.C. DATE: 11/2000	NO. 11/2000 NO. DWN: CHKD DATE:	REVISED PER ADDENDUM NO. 4 REVISED PER ADDENDUM NO. 1 REVISIONS
<b>Everglades Construction Project</b> Stormwater Treatment Area No. 3/4 Pump Stations G-370 & G-372		SOUTH FLORIDA WATER MANAGEMENT DISTRICT EVERGLADES CONSTRUCTION PROJECT 3301 GUN CLUB ROAD WEST PALM BEACH, FLORIDA 33406		
PUMP STA. G-370 POTABLE WATER PIPING DIAGRAM		CONTRACT NO. C-E304 DWG. NO. M-113		

"RECORD DRAWINGS"

COPYRIGHT ©2001 BY BURNS & McDONNELL ENGINEERING COMPANY, INC.

Scale For Microfilming  
Inches  
Millimeters

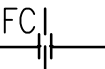


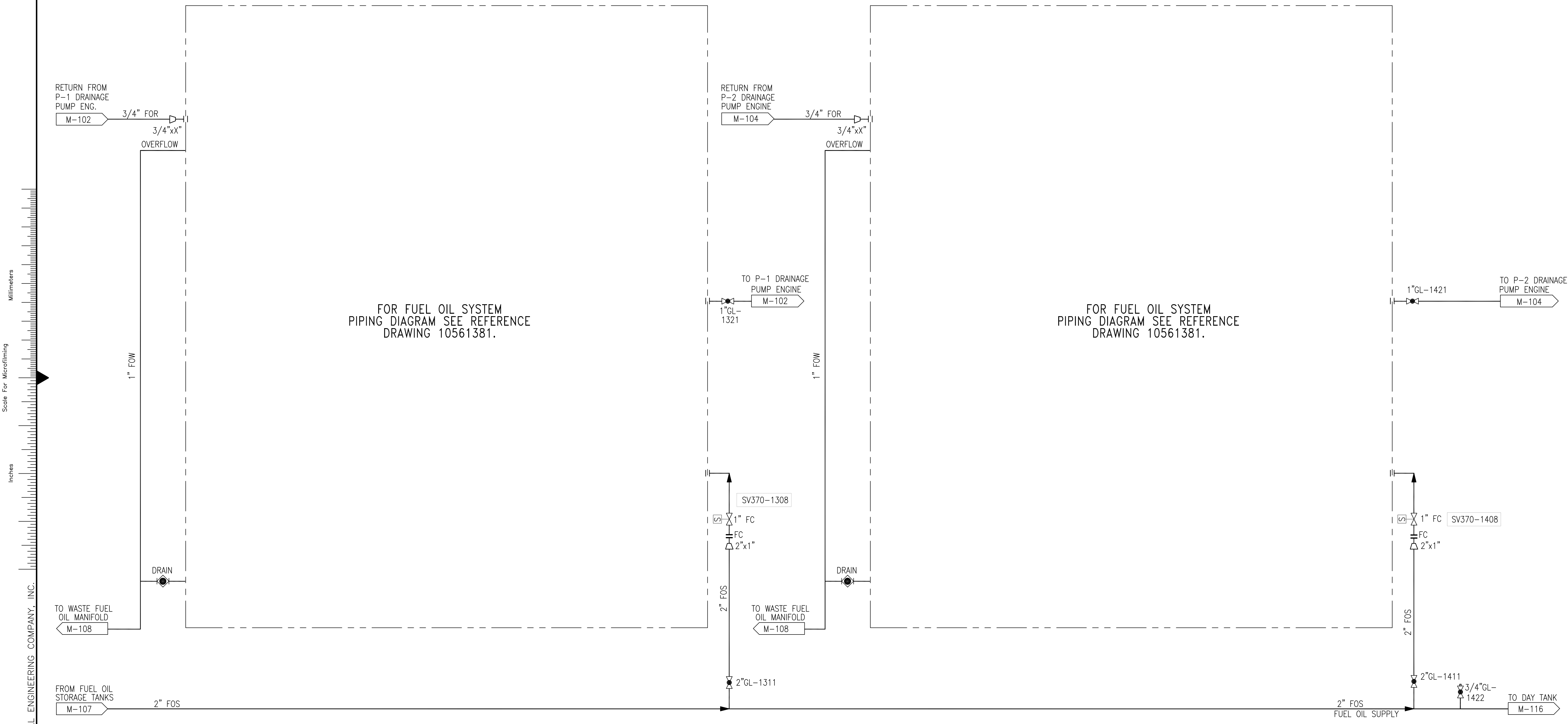
NOTES:  
1. DIRECT TO A DISCHARGE BASIN ATMOSPHERE.

COMPRESSED AIR SYSTEM

"RECORD DRAWINGS"

		<b>Brown Cunningham Gannuch</b> ENGINEERS - ARCHITECTS - CONSULTANTS 2701 KINGMAN ST. METairie, LOUISIANA 70006 (504) 454-3866 License No. EB0000895																					
EVERGLADES CONSTRUCTION PROJECT STORMWATER TREATMENT AREA NO. 3/4 PUMP STATIONS G-370 & G-372	SOUTH FLORIDA WATER MANAGEMENT DISTRICT EVERGLADES CONSTRUCTION PROJECT 3301 GUN CLUB ROAD WEST PALM BEACH, FLORIDA 33406	PUMP STA. G-370 COMPRESSED AIR PIPING DIAGRAM	REVISIONS <table border="1"> <tr> <th>NO.</th> <th>DATE</th> <th>CHKD</th> <th>DATE</th> </tr> <tr> <td>1</td> <td>11/2000</td> <td></td> <td></td> </tr> <tr> <td>2</td> <td></td> <td></td> <td></td> </tr> <tr> <td>3</td> <td></td> <td></td> <td></td> </tr> <tr> <td>4</td> <td></td> <td></td> <td></td> </tr> </table>	NO.	DATE	CHKD	DATE	1	11/2000			2				3				4			
NO.	DATE	CHKD	DATE																				
1	11/2000																						
2																							
3																							
4																							
DRAWN: EJM CHKD: C.A.S. DESIGN: J.I.B. CHECKED: R.J.G. DATE: 11/2000	REVISIONS PER ADDENDUM NO. 4 REVISED: 7/15/04 EJM SF MSS 9/9/01 DATE	CONTROL PANEL COMPRESSOR UNLOADER VALVE INLET FILTER 250 PSIG DISCHARGE 1" X 24' LONG FLEXIBLE CONNECTION 1" X 1/2" DIA.	CONTROL PANEL COMPRESSOR UNLOADER VALVE INLET FILTER 250 PSIG DISCHARGE 2" FLEXIBLE CONNECTION 1" X 1/2" DIA.																				
Rodney J. Gannuch, P.E. FLA. C.E. REG. NO. 53545		CONTRACT NO. C-E304 DWG. NO. M-114																					

- NOTES:
- VENDOR TO SUPPLY ALL ITEMS WITHIN SKID LIMITS.
  - PROVIDE DRAINS AT PIPING LOW POINTS AND VENTS AT PIPING LOW POINTS WHEN SHOWN.
  -  CONTRACTOR FIELD PIPING CONNECTION POINT.



Scale For Microfitting  
Inches  
Millimeters

COPYRIGHT ©2001 BY BURNS & MCDONNELL ENGINEERING COMPANY, INC.

DIESEL FUEL DAY TANK SYSTEM

Rodney J. Gannuch, P.E.  
FLA. C.E. REG. NO. 53545



CONTRACT NO.  
C-E304  
DWG. NO.  
M-115

EVERGLADES CONSTRUCTION PROJECT  
STORMWATER TREATMENT AREA NO. 3/4  
PUMP STATIONS G-370 & G-372  
PUMP STA. G-370  
DIESEL FUEL DAY TANKS  
PIPING DIAGRAM

**Burns & McDonnell**  
SINCE 1888  
9400 WARD PARKWAY  
KANSAS CITY, MO 64114  
Certification: EB0000253  
BMC# 24930

**Brown Cunningham Gannuch**  
ENGINEERS - ARCHITECTS - CONSULTANTS  
2701 PULASKI ST.  
METairie, LOUISIANA 70006  
License No. EB00008095

NO.	DATE	CHKD	DATE
11/2000			

NO.	DATE	CHKD	DATE

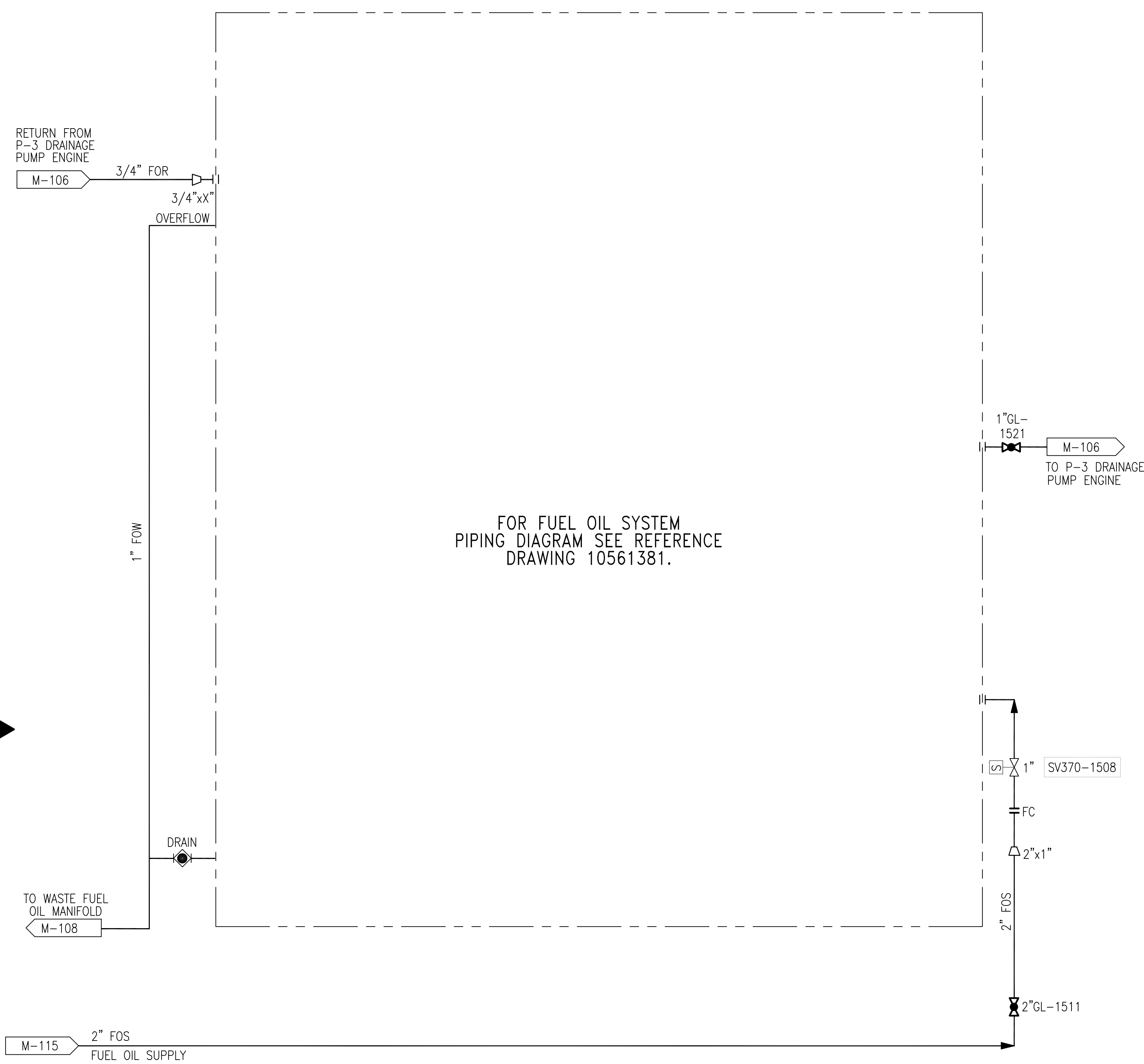
NO.	DATE	CHKD	DATE

NO.	DATE	CHKD	DATE

"RECORD DRAWINGS"

COPYRIGHT ©2001 BY BURNS & McDONNELL ENGINEERING COMPANY, INC.


Scale For Microfilming  
Inches  
Millimeters



FOR FUEL OIL SYSTEM  
PIPING DIAGRAM SEE REFERENCE  
DRAWING 10561381.

### DIESEL FUEL DAY TANK SYSTEM

NOTES:  
FOR "NOTES" SEE DWG. 00-M-115.



CONTRACT NO.  
C-E304  
DWG. NO.  
**M-116**

**SOUTH FLORIDA  
WATER MANAGEMENT DISTRICT**  
EVERGLADES CONSTRUCTION PROJECT  
3301 GUN CLUB ROAD  
WEST PALM BEACH, FLORIDA 33406

**EVERGLADES CONSTRUCTION PROJECT  
STORMWATER TREATMENT AREA NO. 3/4  
PUMP STATIONS G-370 & G-372**  
**PUMP STA. G-370  
DIESEL FUEL DAY TANKS  
PIPING DIAGRAM**

**BURNS &  
McDonnell**  
SINCE 1828  
9400 WARD PARKWAY  
KANSAS CITY, MO. 64114  
Certification  
BlCd 24930

**Brown Cunningham Gannuch**  
ENGINEERS • ARCHITECTS • CONSULTANTS  
7201 KINGSMAN ST.  
METairie, LOUISIANA 70006  
(504) 454-3866  
License No. EB00008095

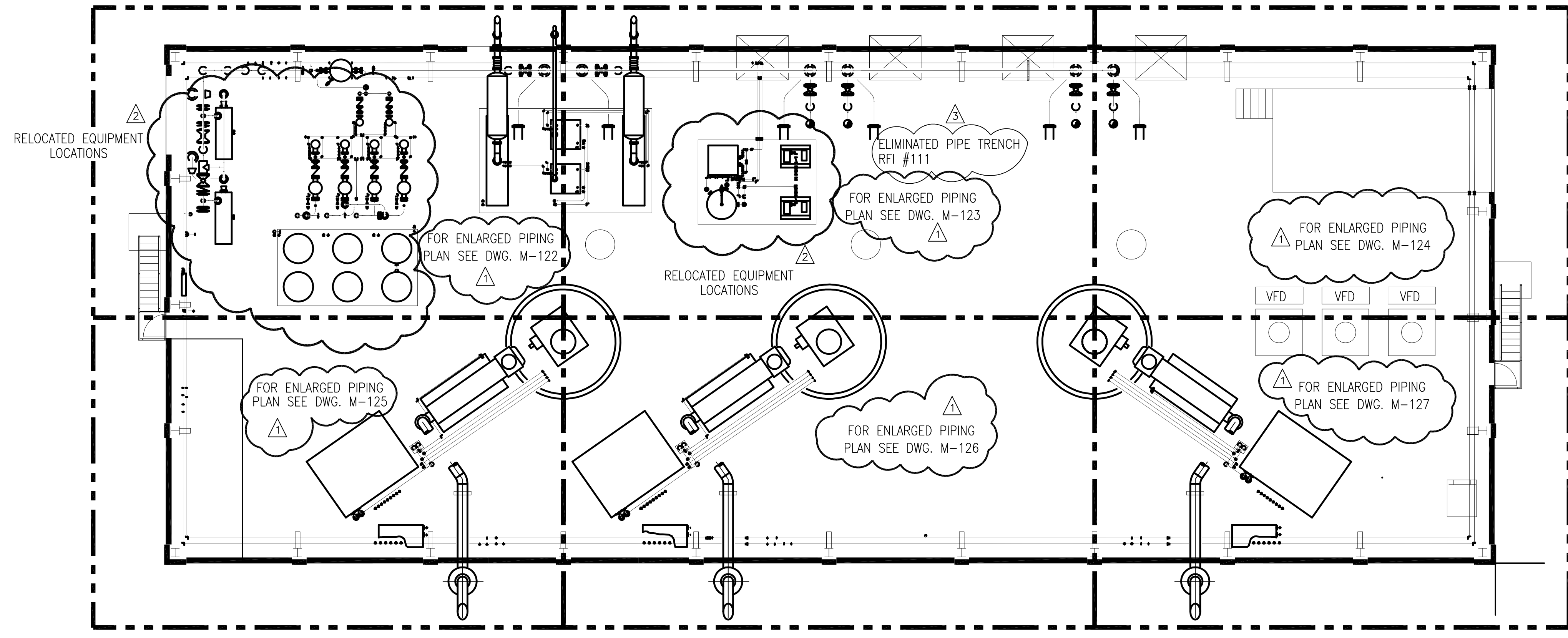
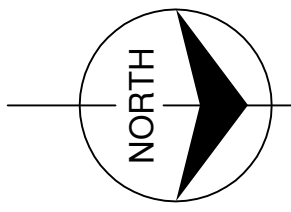
NO.	DWN.	CHKD.	DATE

DATE	CHKD.	DATE
11/2000		

C.A.S.	EJM	J.I.B.	RJG

REVISIONS

"RECORD DRAWINGS"





NOTES:

1. CONTRACTOR TO FIELD VERIFY ALL PIPE ROUTES AND EQUIPMENT LOCATION CONNECTIONS PRIOR TO FABRICATION OF ALL PIPE, BASED UPON EQUIPMENT PROCURED.

NOTE:

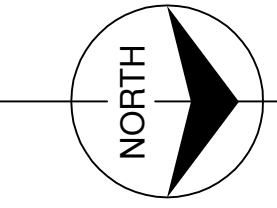
1. PIPING, FITTINGS AND VALVES ROUTED TO ACCOMMODATE THE RELOCATED EQUIPMENT LOCATIONS ARE NOT SHOWN



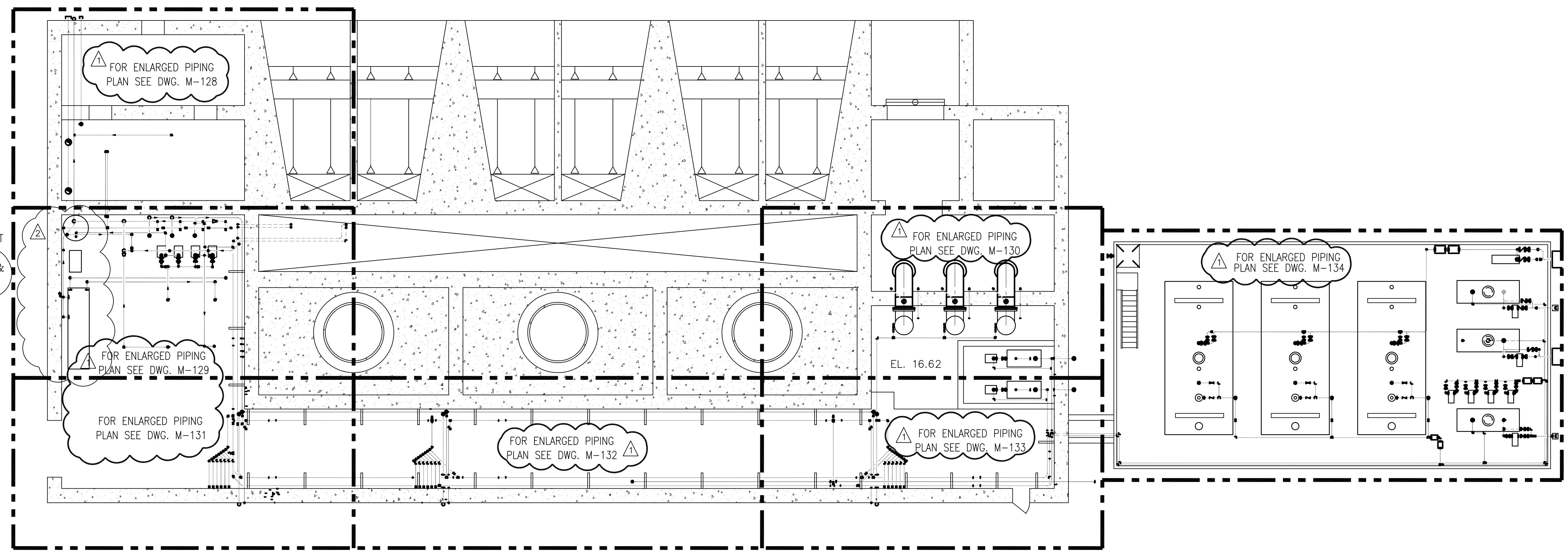
COPYRIGHT ©2001 BY BURNS & McDONNELL ENGINEERING COMPANY, INC.

<b>Burns &amp; McDonnell</b> ENGINEERS - ARCHITECTS - CONSULTANTS 9400 WARD PARKWAY KANSAS CITY, MO 64114 Certified BMBD 24930	<b>Brown Cunningham Gannuch</b> ENGINEERS - ARCHITECTS - CONSULTANTS METairie, LOUISIANA 70006 (504) 454-3866 License No. EB00008095	DRAWN: GPW CHKD: MSS DESIGN: MSS CHKD: RIG DATE: 5/10/2001	NO. DWN: 1 NO. CHKD: 1	REVISIONS DATE CHKD	REVISED PER RECORD DRAWINGS REVISED PER RECORD DRAWINGS REVISED PER RECORD DRAWINGS
		SF EJM EJM EJM MSS GPW MSS	11-03-04 7-15-04 6/1/01	DATE DATE DATE	A B C D E F G H I J
EVERGLADES CONSTRUCTION PROJECT STORMWATER TREATMENT AREA NO. 3/4 PUMP STATIONS G-370 & G-372 PUMP STATION G-370 ELEVATION 31.00 PIPING KEY PLAN		SOUTH FLORIDA WATER MANAGEMENT DISTRICT EVERGLADES CONSTRUCTION PROJECT 3301 GUN CLUB ROAD WEST PALM BEACH, FLORIDA 33406		CONTRACT NO. C-E304 DWG. NO. M-117	

"RECORD DRAWINGS"

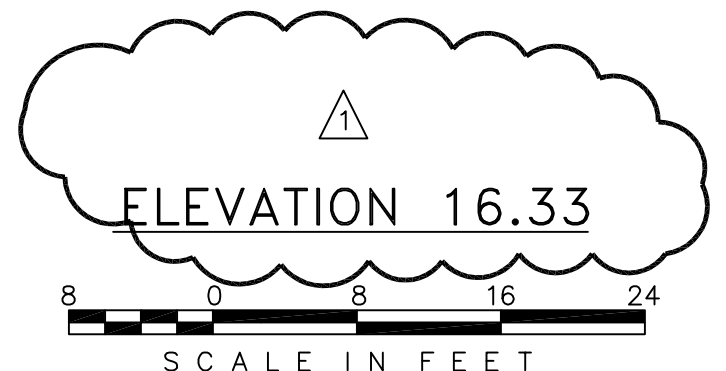


Scale For Microfilming  
Inches  
Millimeters



NOTE:  
1. PIPING, FITTINGS AND VALVES ROUTED TO ACCOMMODATE THE RELOCATED EQUIPMENT LOCATIONS ARE NOT SHOWN

NOTES:  
1. CONTRACTOR TO FIELD VERIFY ALL PIPE ROUTES AND EQUIPMENT LOCATION CONNECTIONS PRIOR TO FABRICATION OF ALL PIPE, BASED UPON EQUIPMENT PROCURED.



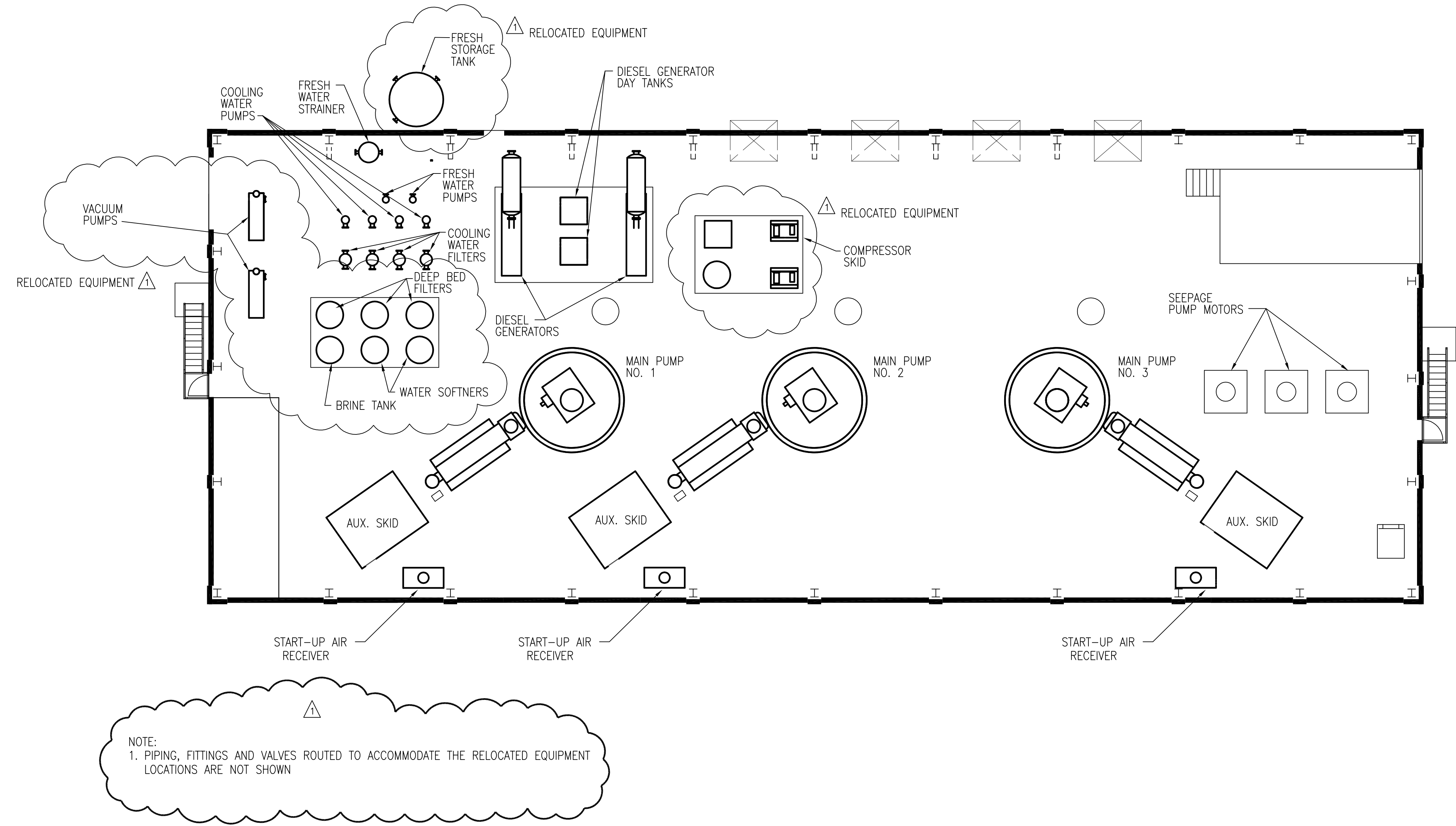
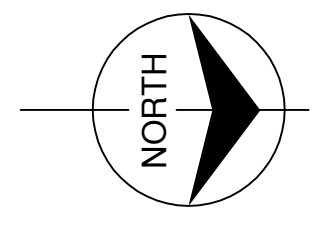
COPYRIGHT ©2001 BY BURNS & McDONNELL ENGINEERING COMPANY, INC.

<b>Burns &amp; McDonnell</b> <small>EST. 1938</small> 9400 WARD PARKWAY KANSAS CITY, MO. 64114 Certification: EB000263 BMGD 24930	<b>EVERGLADES CONSTRUCTION PROJECT</b> <b>STORMWATER TREATMENT AREA NO. 3/4</b> <b>PUMP STATIONS G-370 &amp; G-372</b> <b>PUMP STATION G-370</b> <b>ELEVATION 16.33</b> <b>PIPING KEY PLAN</b>	<b>SOUTH FLORIDA</b> <b>WATER MANAGEMENT DISTRICT</b> EVERGLADES CONSTRUCTION PROJECT 3301 GUN CLUB ROAD WEST PALM BEACH, FLORIDA 33406	DRAWN GPW	CHECKED MSS	DESIGN MSS	REVISIONS NO. DATE 1 5/10/2001
			ARCHITECTS <b>Brown Cunningham Gannuch</b> ENGINEERS 2121 METABIE, LOUISIANA 70006 (504) 654-3866 License No. EB00008095	REVISIONS NO. DATE 1 7-15-04 2 6/1/01	REVISIONS NO. DATE 1 7-15-04 2 6/1/01	

"RECORD DRAWINGS"

CONTRACT NO. C-E304  
DWG. NO. M-118

Rodney J. Gannuch, P.E.  
FLA. C.E. REG. NO. 53545



NOTE:  
 1. PIPING, FITTINGS AND VALVES ROUTED TO ACCOMMODATE THE RELOCATED EQUIPMENT LOCATIONS ARE NOT SHOWN

NOTES:  
 1. CONTRACTOR TO FIELD VERIFY ALL PIPE ROUTES AND EQUIPMENT LOCATION CONNECTIONS PRIOR TO FABRICATION OF ALL PIPE, BASED UPON EQUIPMENT PROCURED.

ELEVATION 31.00

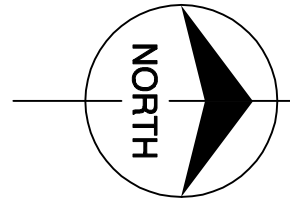


Scale For Microfilming  
Inches  
Millimeters

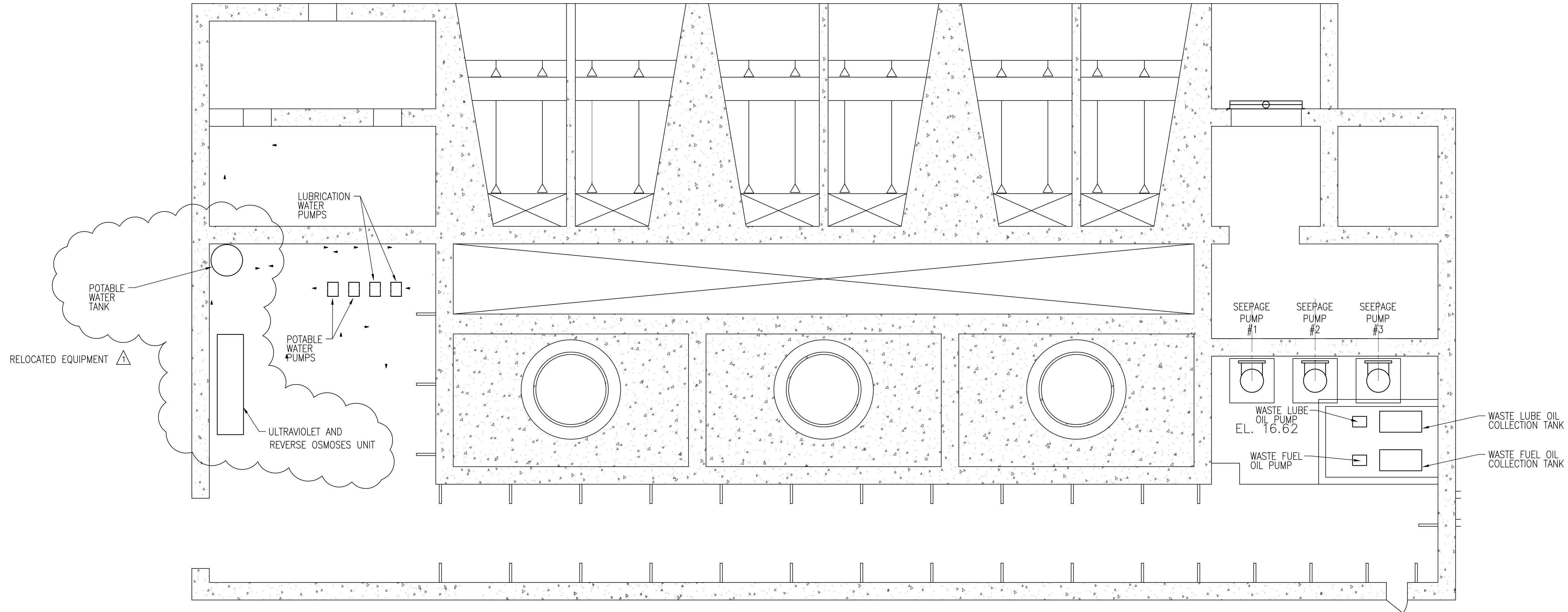
COPYRIGHT ©2001 BY BURNS & MCDONNELL ENGINEERING COMPANY, INC.

 BROWN CUNNINGHAM GANNUCH ENGINEERS • ARCHITECTS • CONSULTANTS 2701 KINGMAN ST. METairie, LOUISIANA 70006 (504) 454-3866 License No. EB00008095	DRAWN GPW	CHECKED MSS	DESIGN MSS	R/G R/G	DATE 5/10/2001
	NO.	DWN	CHKD	DATE	REVISIONS
 BURNS & MCDONNELL SINCE 1938 9400 WARD PARKWAY KANSAS CITY, MO. 64114 Certification: EB0000253 ENR No. 24930	EVERGLADES CONSTRUCTION PROJECT STORMWATER TREATMENT AREA NO. 3/4 PUMP STATIONS G-370 & G-372				
	PUMP STATION G-370 ELEVATION 31.00 EQUIPMENT ARRANGEMENT PLAN				
SOUTH FLORIDA WATER MANAGEMENT DISTRICT EVERGLADES CONSTRUCTION PROJECT 3301 GUN CLUB ROAD WEST PALM BEACH, FLORIDA 33406	RODNEY J. GANNUCH, P.E. FLA. C.E. REG. NO. 53545				
	CONTRACT NO. C-E304 DWG. NO. M-119				

"RECORD DRAWINGS"



Scale For Microfilming  
Inches  
Millimeters



NOTE:  
1. PIPING, FITTINGS AND VALVES ROUTED TO ACCOMMODATE THE RELOCATED EQUIPMENT LOCATIONS ARE NOT SHOWN

NOTES:  
1. CONTRACTOR TO FIELD VERIFY ALL PIPE ROUTES AND EQUIPMENT LOCATION CONNECTIONS PRIOR TO FABRICATION OF ALL PIPE, BASED UPON EQUIPMENT PROCURED.


ELEVATION 16.33



"RECORD DRAWINGS"

COPYRIGHT ©2001 BY BURNS & MCDONNELL ENGINEERING COMPANY, INC.

Rodney J. Gannuch, P.E.  
FLA. C.E. REG. NO. 53545



**SOUTH FLORIDA WATER MANAGEMENT DISTRICT**  
EVERGLADES CONSTRUCTION PROJECT  
3301 GUN CLUB ROAD  
WEST PALM BEACH, FLORIDA 33406

**EVERGLADES CONSTRUCTION PROJECT**  
STORMWATER TREATMENT AREA NO. 3/4  
PUMP STATIONS G-370 & G-372  
**PUMP STATION G-370**  
ELEVATION 16.33  
**EQUIPMENT ARRANGEMENT PLAN**

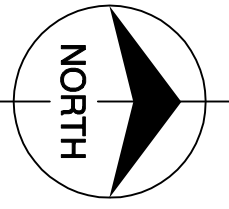


**Brown Cunningham Gannuch**  
ENGINEERS • ARCHITECTS • CONSULTANTS  
2701 KINGMAN ST.  
METairie, LOUISIANA 70006  
(504) 454-3866  
License No. EB00008095

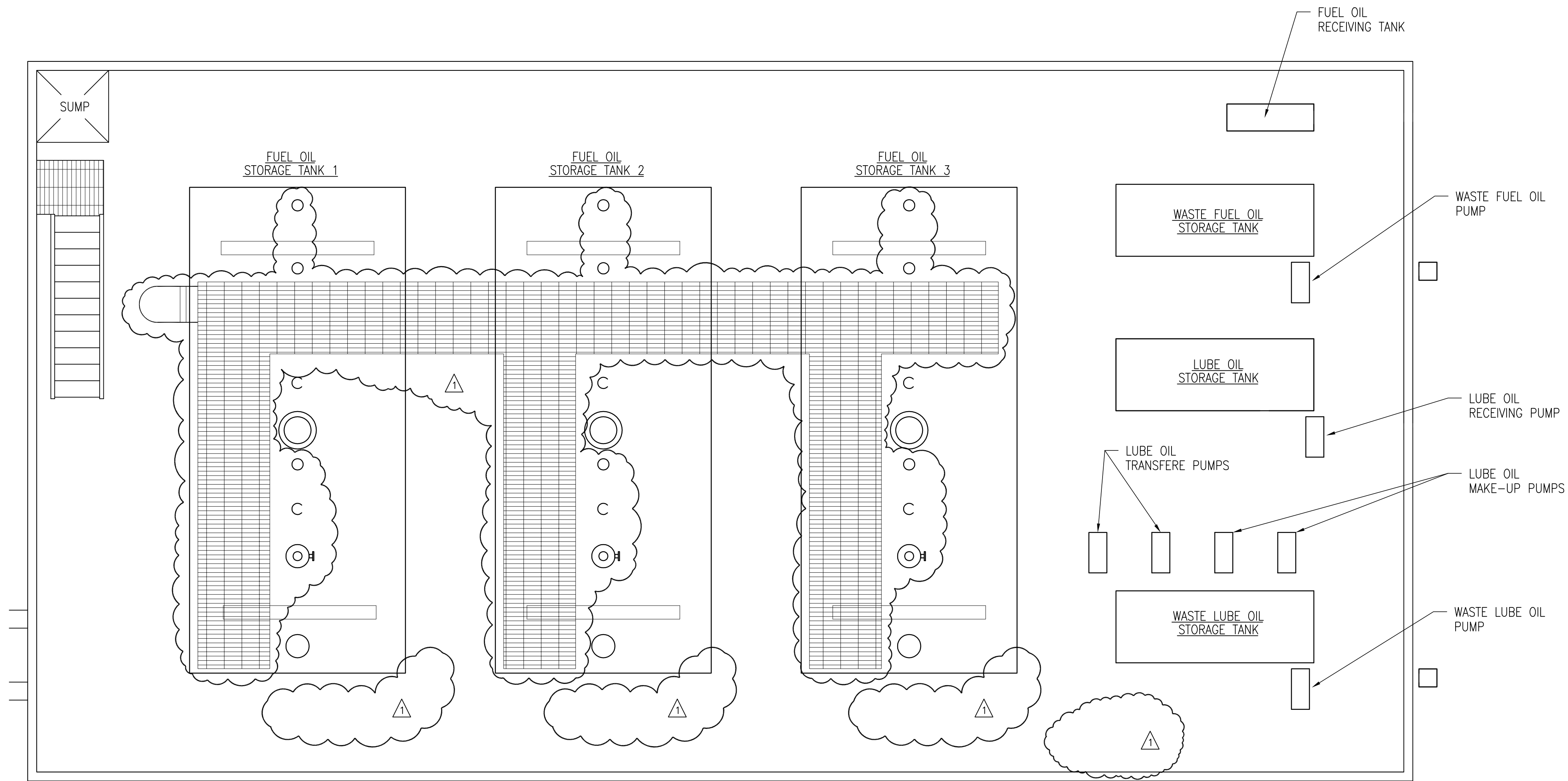
GPW	CHKD	MSS	DESIGN	RJG	CHKD	DATE	5/10/2001
NO.	DWN	CHKD	DATE	7-15-04	EJM	REVISED EQUIPMENT LOCATIONS	REVISIONS

NO.	DWN	CHKD	DATE	7-15-04	EJM	REVISED EQUIPMENT LOCATIONS	REVISIONS
-----	-----	------	------	---------	-----	-----------------------------	-----------





Scale For Microfilming  
Inches  
Millimeters



NOTES:  
 1. CONTRACTOR TO FIELD VERIFY ALL PIPE ROUTES AND EQUIPMENT LOCATION CONNECTIONS PRIOR TO FABRICATION OF ALL PIPE, BASED UPON EQUIPMENT PROCURED.

ELEVATION 16.33



COPYRIGHT ©2001 BY BURNS & McDONNELL ENGINEERING COMPANY, INC.

EVERGLADES CONSTRUCTION PROJECT  
 STORMWATER TREATMENT AREA NO. 3/4  
 PUMP STATIONS G-370 & G-372  
 PUMP STATION G-370  
 ELEVATION 16.33  
 EQUIPMENT ARRANGEMENT PLAN

SOUTH FLORIDA  
 WATER MANAGEMENT DISTRICT  
 EVERGLADES CONSTRUCTION PROJECT  
 3301 GUN CLUB ROAD  
 WEST PALM BEACH, FLORIDA 33406



CONTRACT NO.  
 C-E304  
 DWG. NO.  
 M-121

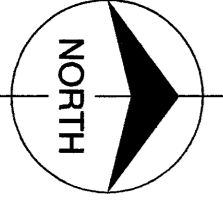
**Brown Cunningham Gannuch**  
 ENGINEERS • ARCHITECTS • CONSULTANTS  
 701 KINGSMAN ST.  
 MIAMI, FL 33134  
 License No. EB00008095

**Burns & McDonnell**  
 SINCE 1888  
 9400 WARD PARKWAY  
 KANSAS CITY, MO. 64114  
 Certification  
 EMD 2493

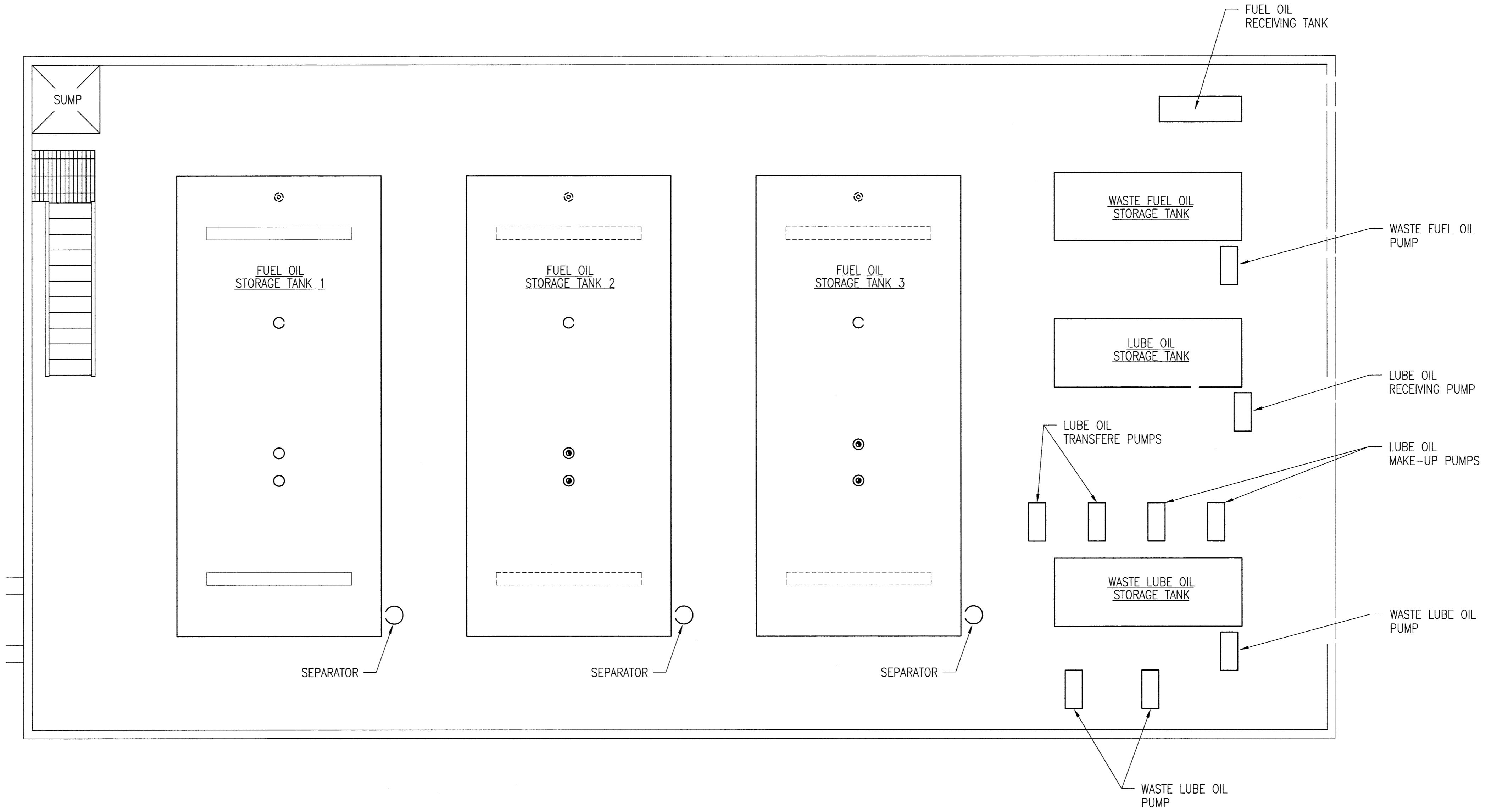
DRAWN	GFW	5/10/2001
CHKD	MSS	DATE
DESIGN	MSS	CHKD
NO. DWG	NO. DWG	NO. DWG
DATE	DATE	DATE

NO.	DATE	REVISIONS
1	6/17/01	REVISED PER ADDENDUM NO. 1

"RECORD DRAWINGS"



Scale For Microfilming  
Inches  
Millimeters



NOTES:  
 1. CONTRACTOR TO FIELD VERIFY ALL PIPE ROUTES AND EQUIPMENT LOCATION CONNECTIONS PRIOR TO FABRICATION OF ALL PIPE, BASED UPON EQUIPMENT PROCURED.

ELEVATION 16.33



COPYRIGHT ©2001 BY BURNS & McDONNELL ENGINEERING COMPANY, INC.

Rodney J. Gannuch, P.E.  
 FLA. C.E. REG. NO. 53545

*Rodney J. Gannuch*  
 05-09-01



**SOUTH FLORIDA WATER MANAGEMENT DISTRICT**  
 EVERGLADES CONSTRUCTION PROJECT  
 3301 GUN CLUB ROAD  
 WEST PALM BEACH, FLORIDA 33406

**EVERGLADES CONSTRUCTION PROJECT**  
 STORMWATER TREATMENT AREA NO. 3/4  
 PUMP STATIONS G-370 & G-372  
 PUMP STATION G-370  
 ELEVATION 16.33  
**EQUIPMENT ARRANGEMENT PLAN**

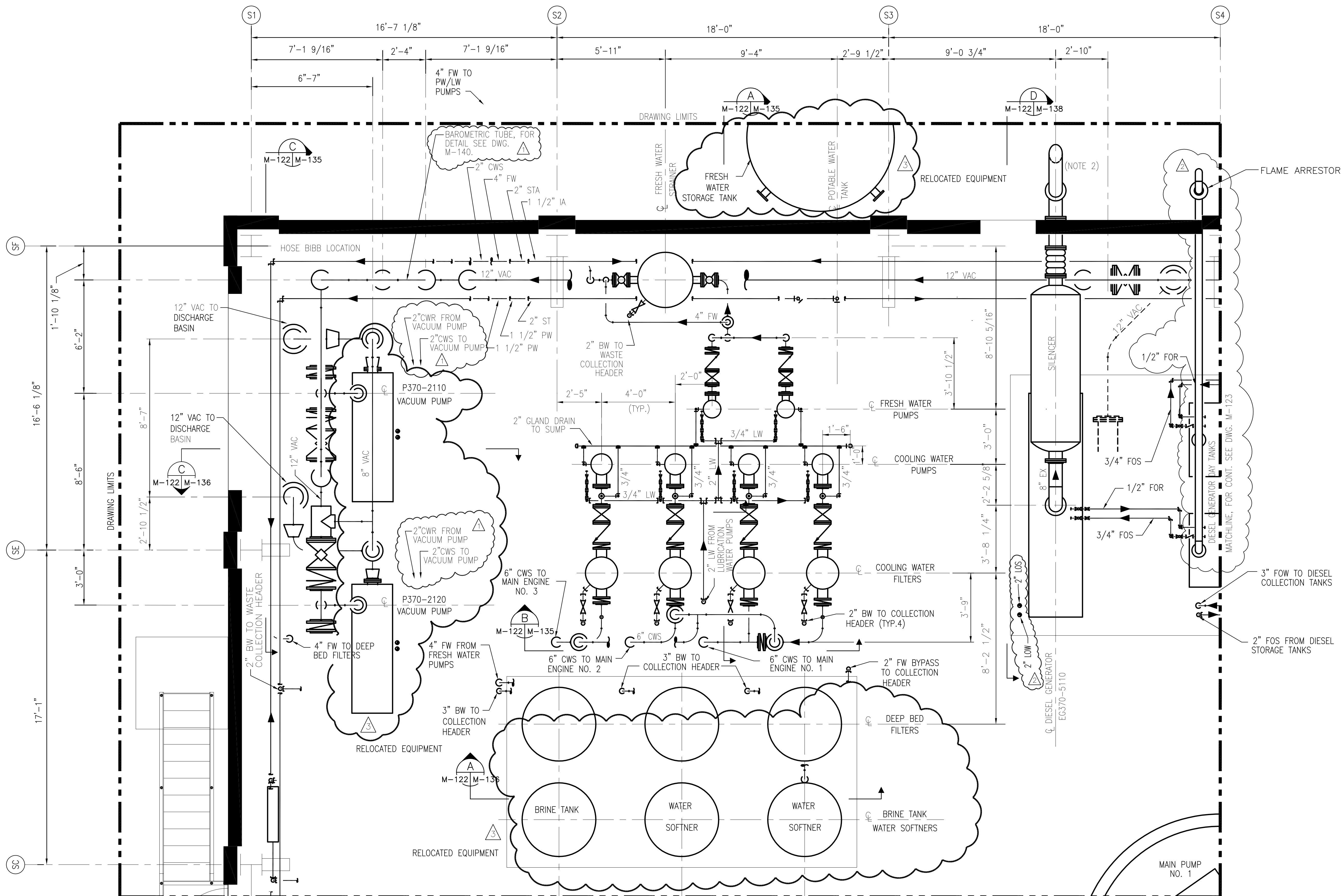
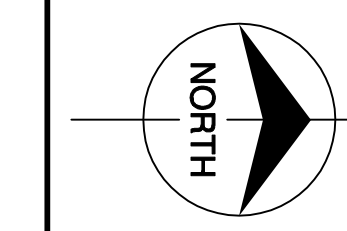
**Burns & McDonnell**  
 SINCE 1898  
 9400 WARD PARKWAY  
 KANSAS CITY, MO. 64114  
 Certification EB0000253  
 DMCD 24930

**Brown Cunningham Gannuch**  
 ENGINEERS • ARCHITECTS • CONSULTANTS  
 2701 KINGMAN ST.  
 METairie, LA 70002  
 License No. EB00008095

DRAWN	GPW
CHKD	MSS
DESIGN	MSS
CHKD	RJC
DATE	5/10/2001

NO.	DWN	CHKD	DATE


A  
B  
C  
D  
E  
F  
G  
H  
I  
J



- NOTES:
- CONTRACTOR TO FIELD VERIFY ALL PIPE ROUTES AND EQUIPMENT LOCATION CONNECTIONS PRIOR TO FABRICATION OF ALL PIPE, BASED UPON EQUIPMENT PROCURED.
  - CONTRACTOR TO TERMINATE DIESEL GENERATOR EXHAUST PIPE 2FT. ABOVE BUILDING PARAPET.
  - FOR VALVE TAG LOCATIONS REFER TO DWG. M-142.
  - CONTRACTOR TO FIELD SUPPORT PIPING AS REQUIRED.

NOTE:  
1. PIPING, FITTINGS AND VALVES ROUTED TO ACCOMMODATE THE RELOCATED EQUIPMENT LOCATIONS ARE NOT SHOWN



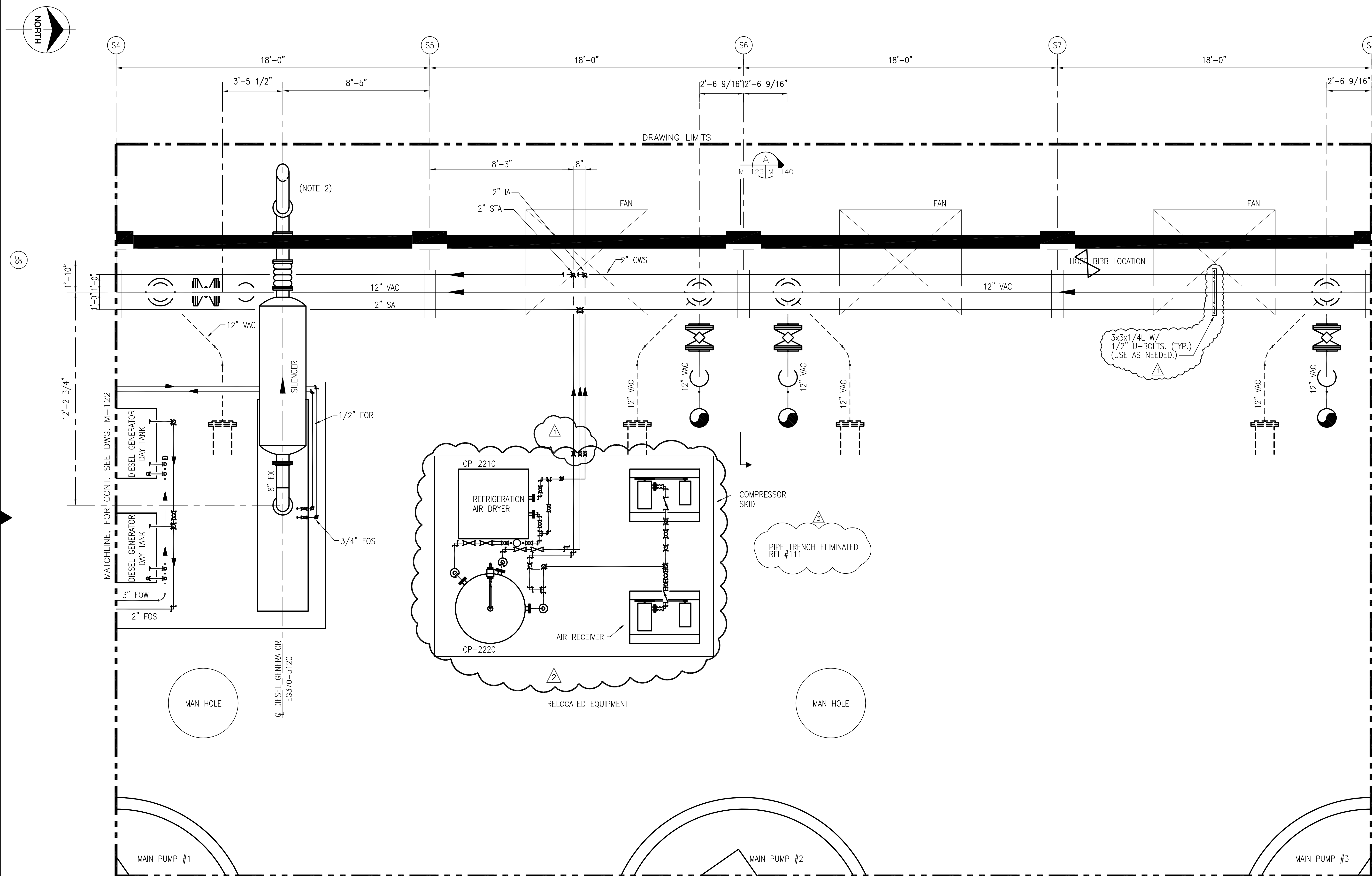
Rodney J. Gannuch, P.E.  
FLA. C.E. REG. NO. 53545

Scale For Microfilming  
Inches  
Millimeters

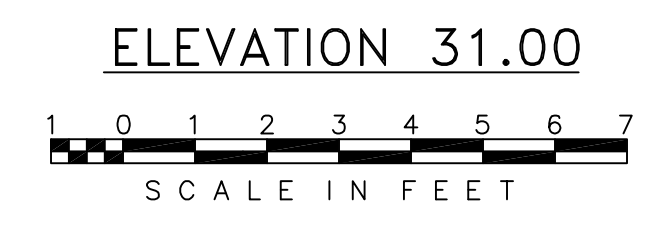
COPYRIGHT ©2001 BY BURNS & McDONNELL ENGINEERING COMPANY, INC.

<p><b>Burns &amp; McDonnell</b> SINCE 1933 9400 WARD PARKWAY KANSAS CITY, MO 64114 Phone: (816) 451-3866 Fax: (816) 451-3866 License No. EB0000253 BMC# 24930</p>	<p><b>EVERGLADES CONSTRUCTION PROJECT</b> STORMWATER TREATMENT AREA NO. 3/4 PUMP STATIONS G-370 &amp; G-372</p>		<p>ENGINEERS - ARCHITECTS - CONSULTANTS METairie, LOUISIANA 70006 License No. EB0000253</p>	<p>NO. DWG. CHKD. DATE</p>	<p>REVISED PER ADDENDUM NO. 1</p>	<p>REVISED PER ADDENDUM NO. 4</p>	<p>REVISED EQUIPMENT LOCATIONS</p>	
	<p>GPW MSS</p>	<p>MSS</p>	<p>MSS</p>	<p>NO. DWG. CHKD. DATE</p>	<p>REVISED PER ADDENDUM NO. 1</p>	<p>REVISED PER ADDENDUM NO. 4</p>	<p>REVISED EQUIPMENT LOCATIONS</p>	
	<p>CHKD</p>	<p>CHKD</p>	<p>CHKD</p>	<p>NO. DWG. CHKD. DATE</p>	<p>REVISED PER ADDENDUM NO. 1</p>	<p>REVISED PER ADDENDUM NO. 4</p>	<p>REVISED EQUIPMENT LOCATIONS</p>	
	<p>DATE</p>	<p>DATE</p>	<p>DATE</p>	<p>NO. DWG. CHKD. DATE</p>	<p>REVISED PER ADDENDUM NO. 1</p>	<p>REVISED PER ADDENDUM NO. 4</p>	<p>REVISED EQUIPMENT LOCATIONS</p>	
<p><b>SOUTH FLORIDA WATER MANAGEMENT DISTRICT</b> EVERGLADES CONSTRUCTION PROJECT 3301 GUN CLUB ROAD WEST PALM BEACH, FLORIDA 33406</p>							<p>CONTRACT NO. C-E304 DWG. NO. M-122</p>	<p>CONTRACT NO. C-E304 DWG. NO. M-122</p>

"RECORD DRAWINGS"



- NOTES:
- CONTRACTOR TO FIELD VERIFY ALL PIPE ROUTES AND EQUIPMENT LOCATION CONNECTIONS PRIOR TO FABRICATION OF ALL PIPE, BASED UPON EQUIPMENT PROCURED.
  - CONTRACTOR TO TERMINATE DIESEL GENERATOR EXHAUST PIPE 2FT. ABOVE BUILDING PARAPET.
  - FOR VALVE TAG LOCATIONS REFER TO DWG. M-143.
  - CONTRACTOR TO FIELD SUPPORT PIPING AS REQUIRED.



NOTE:  
1. PIPING, FITTINGS AND VALVES ROUTED TO ACCOMMODATE THE RELOCATED EQUIPMENT LOCATIONS ARE NOT SHOWN

Rodney J. Gannuch, P.E.  
FLA. C.E. REG. NO. 53545



CONTRACT NO.  
C-E304  
DWG. NO.  
M-123

"RECORD DRAWINGS"

Scale For Microfilming  
Inches  
Millimeters

COPYRIGHT ©2001 BY BURNS & MCDONNELL ENGINEERING COMPANY, INC.

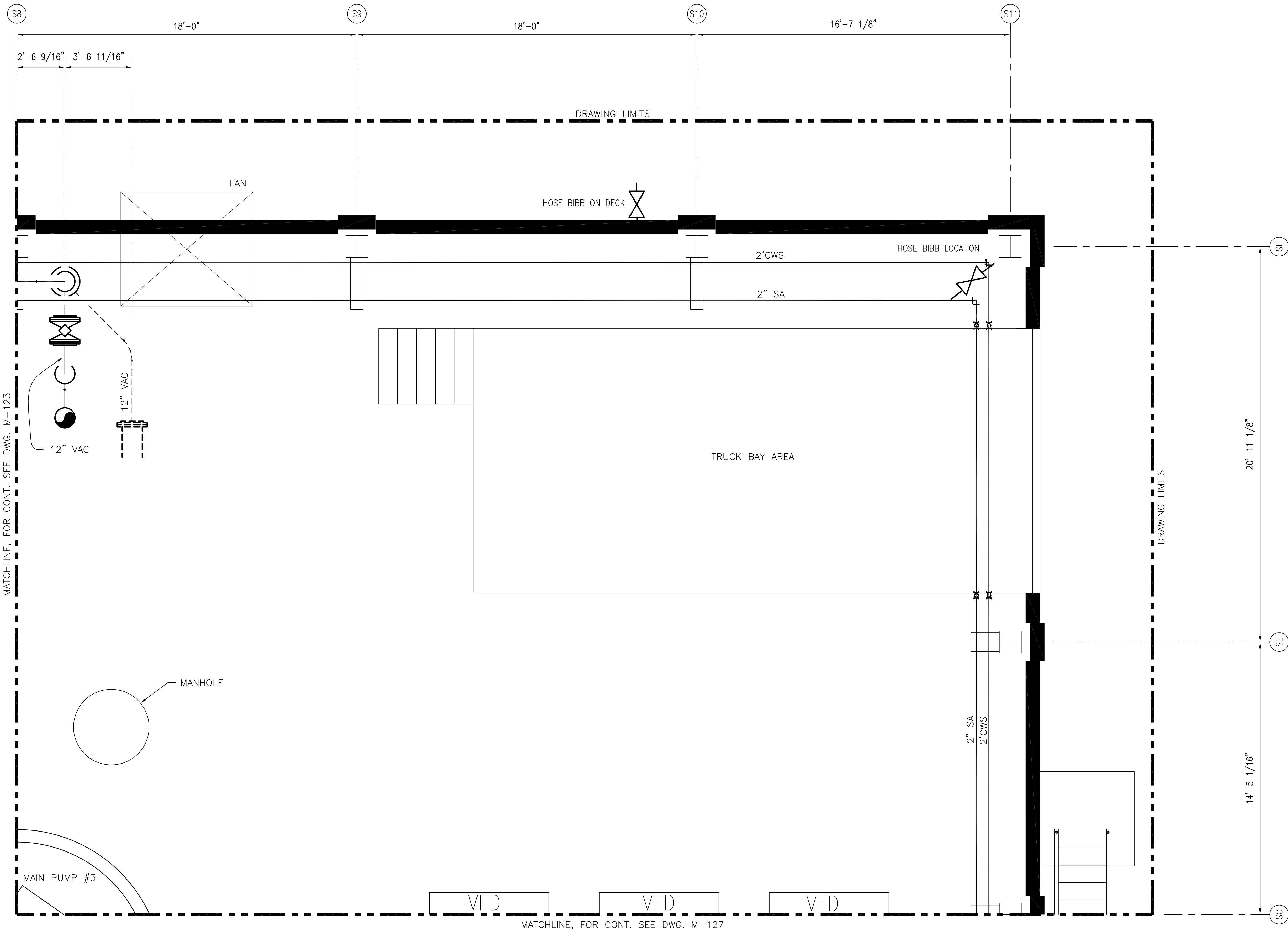
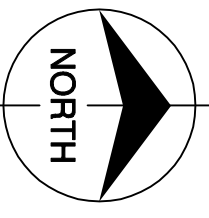
EVERGLADES CONSTRUCTION PROJECT  
STORMWATER TREATMENT AREA NO. 3/4  
PUMP STATIONS G-370 & G-372  
PUMP STATION G-370  
ELEVATION 31.00  
ENLARGED PIPING PLAN

SOUTH FLORIDA  
WATER MANAGEMENT DISTRICT  
EVERGLADES CONSTRUCTION PROJECT  
3301 GUN CLUB ROAD  
WEST PALM BEACH, FLORIDA 33406

**Burns & McDonnell**  
SINCE 1928  
9400 WARD PARKWAY  
KANSAS CITY, MO. 64114  
Certification EB0000253  
BlMcd 24930

**Brown Cunningham Gannuch**  
ENGINEERS - ARCHITECTS - CONSULTANTS  
2701 KINGMAN ST.  
METairie, LOUISIANA 70006  
(504) 454-3866  
License No. EB0000895

NO.	DATE	CHKD	DATE	REVISIONS
1	5/10/01	CHKO		
2		CHKO		
3		CHKO		
4		CHKO		
5		CHKO		
6		CHKO		
7		CHKO		
8		CHKO		
9		CHKO		
10		CHKO		
11		CHKO		
12		CHKO		
13		CHKO		
14		CHKO		
15		CHKO		
16		CHKO		

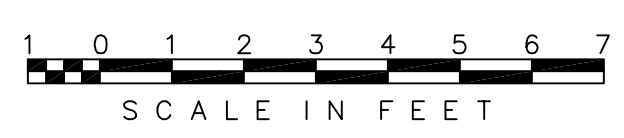


MATCHLINE, FOR CONT. SEE DWG. M-123

MATCHLINE, FOR CONT. SEE DWG. M-127

NOTES:  
 1. CONTRACTOR TO FIELD VERIFY ALL PIPE ROUTES AND EQUIPMENT LOCATION CONNECTIONS PRIOR TO FABRICATION OF ALL PIPE, BASED UPON EQUIPMENT PROCURED.

ELEVATION 31.00



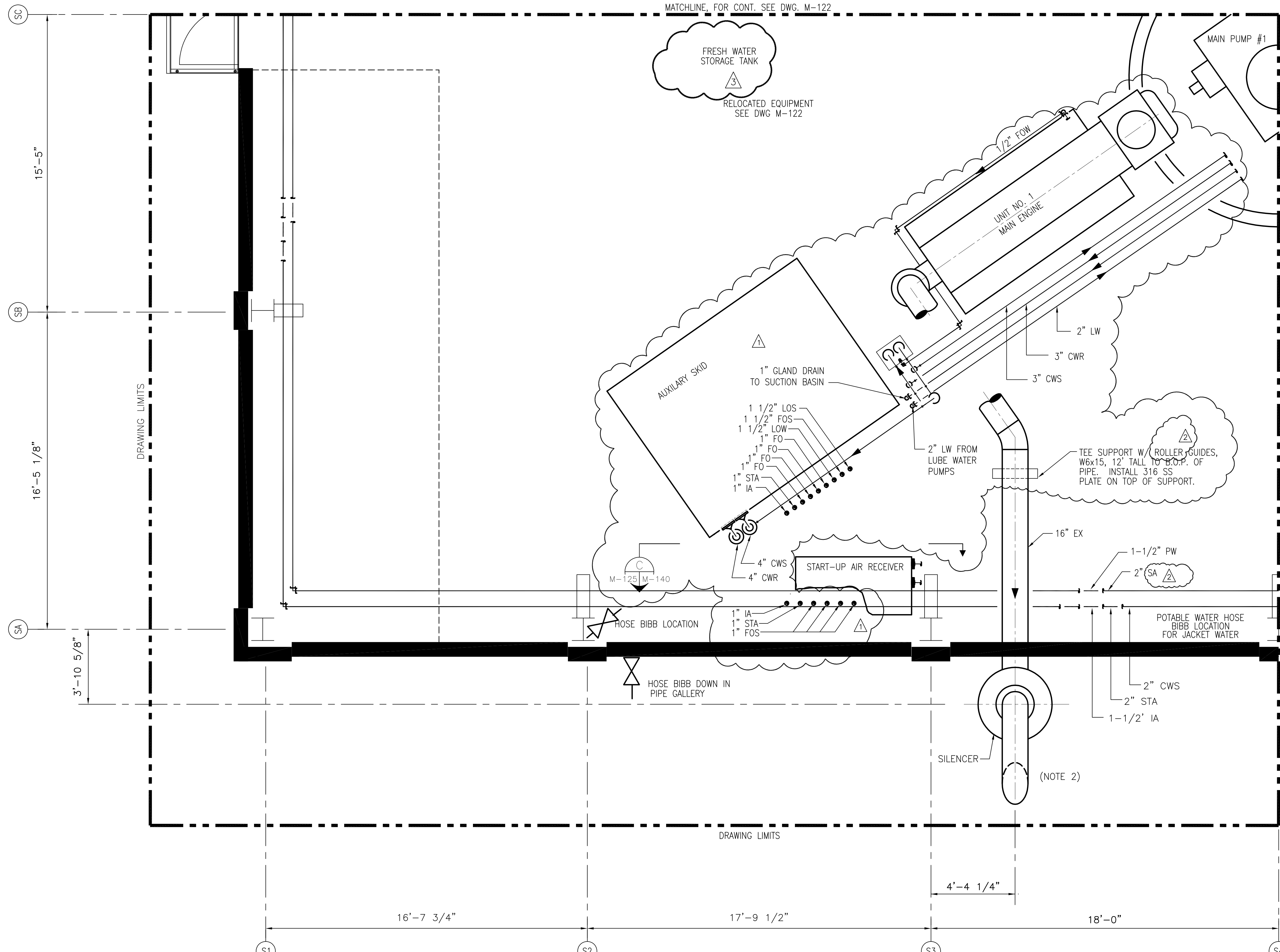
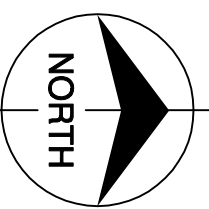
Scale For Microfilming  
 Inches  
 Millimeters

COPYRIGHT ©2001 BY BURNS & McDONNELL ENGINEERING COMPANY, INC.

<p><b>Burns &amp; McDonnell</b>        SINCE 1888        9400 WARD PARKWAY        KANSAS CITY, MO 64114        Certifications: EB0000263        BMGD 24930</p>		<p><b>Brown Cunningham Gannuch</b>        ENGINEERS - ARCHITECTS - CONSULTANTS        METairie, LOUISIANA 70006        License No. EB00008095</p>	
<p>EVERGLADES CONSTRUCTION PROJECT        STORMWATER TREATMENT AREA NO. 3/4        PUMP STATIONS G-370 &amp; G-372</p>	<p>PUMP STATION G-370        ELEVATION 31.00        ENLARGED PIPING PLAN</p>	<p>SOUTH FLORIDA        WATER MANAGEMENT DISTRICT        EVERGLADES CONSTRUCTION PROJECT        3301 GUN CLUB ROAD        WEST PALM BEACH, FLORIDA 33406</p>	<p>CONTRACT NO.        C-E304        DWG. NO.  <b>M-124</b></p>
<p>DRAWN        MSS        MSS        MSS        RJS        DATE        5/10/01</p>	<p>CHKD        MSS        MSS        RJS        DATE        5/10/01</p>	<p>DESIGN        MSS        RJS        DATE        5/10/01</p>	<p>NO. DWG        CHKD        DATE</p>
<p>REVISIONS</p>		<p>NO. DWG        CHKD        DATE</p>	

"RECORD DRAWINGS"

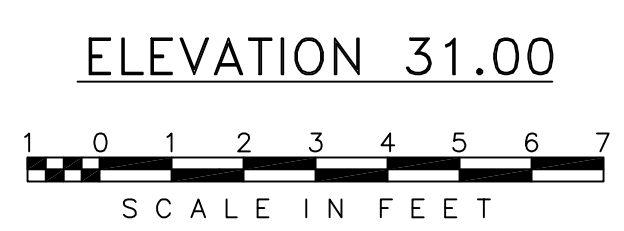
Rodney J. Gannuch, P.E.  
 FLA. C.E. REG. NO. 53545



Scale For Microfilming  
Inches  
Millimeters

COPYRIGHT ©2001 BY BURNS & MCDONNELL ENGINEERING COMPANY, INC.

- NOTES:
1. CONTRACTOR TO FIELD VERIFY ALL PIPE ROUTES AND EQUIPMENT LOCATION CONNECTIONS PRIOR TO FABRICATION OF ALL PIPE, BASED UPON EQUIPMENT PROCURED.
  2. CONTRACTOR TO TERMINATE DIESEL ENGINE EXHAUST PIPE 13'-6" ABOVE BUILDING PARAPET.
  3. FOR VALVE TAG LOCATIONS REFER TO DWG. M-144.
  4. CONTRACTOR TO SUPPORT PIPING AS REQUIRED.



NOTE:  
1. PIPING, FITTINGS AND VALVES ROUTED TO ACCOMMODATE THE RELOCATED EQUIPMENT LOCATIONS ARE NOT SHOWN

"RECORD DRAWINGS"

Rodney J. Gannuch, P.E.  
FLA. C.E. REG. NO. 53545



**SOUTH FLORIDA WATER MANAGEMENT DISTRICT**  
EVERGLADES CONSTRUCTION PROJECT  
3301 GUN CLUB ROAD  
WEST PALM BEACH, FLORIDA 33406

**EVERGLADES CONSTRUCTION PROJECT**  
STORMWATER TREATMENT AREA NO. 3/4  
PUMP STATIONS G-370 & G-372  
PUMP STATION G-370  
ELEVATION 31.00  
ENLARGED PIPING PLAN

**Burns & McDonnell**  
SINCE 1838  
9400 WARD PARKWAY  
KANSAS CITY, MO. 64114  
Certification: EB0000253  
BMOJ 24930

**Brown Cunningham Gannuch**  
ENGINEERS ARCHITECTS CONSULTANTS  
7201 METABOL DRIVE  
METABOL, LOUISIANA 70066  
(504) 454-3866  
License No. EB00008095

NO.	DATE	CHKD	CHKD	REVISIONS
1	5/10/01	GPW	GPW	REVISED PER ADDENDUM NO. 1
2	6/1/01	MSS	MSS	REVISED PER ADDENDUM NO. 1
3	9/9/01	MSS	MSS	REVISED PER ADDENDUM NO. 4
4	7/15/04	SF	SF	REVISED NOTE NO.2
5	7-15-04	EJM	EJM	REVISED EQUIPMENT LOCATIONS